



DEPARTMENT OF THE NAVY
HEADQUARTERS UNITED STATES MARINE CORPS
3000 MARINE CORPS PENTAGON
WASHINGTON, D.C. 20350-3000

NAVMC 3500.41A
C 469
9 Nov 2010

NAVMC 3500.41A

From: Commandant of the Marine Corps
To: Distribution List

Subj: TRAINING MILITARY OCCUPATIONS TRAINING AND READINESS MANUAL, (SHORT
TITLE: TMOS T&R MANUAL)

Ref: (a) MCO P3500.72A
(b) MCO 1553.3A
(c) MCO 3400.3F
(d) MCO 3500.27B W/Erratum
(e) MCRP 3-0A
(f) MCRP 3-0B
(g) MCO 1553.2B

1. Purpose. Per reference (a), this T&R Manual establishes training standards, regulations, and practices regarding the training of Marines who require skills to effectively prepare other Marines for combat in formal school environments. This NAVMC supersedes NAVMC 3500.41.

2. Scope

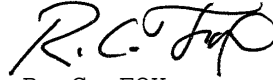
a. Per reference (b), commanders will conduct an internal assessment of the unit's ability to develop long-, mid-, and short-range training plans to sustain proficiency. Training plans will incorporate these events to standardize training and provide objective assessment of progress toward attaining combat readiness. Commanders will keep records at the unit and individual levels to record training achievements, identify training gaps, and document objective assessments of readiness associated with training Marines. Commanders will use reference (c) to incorporate nuclear, biological, and chemical defense training into training plans and reference (d) to integrate operational risk management. References (e) and (f) provide amplifying information for effective planning and management of training within the unit.

b. Formal school and training detachment commanders will use references (a) and (g) to ensure programs of instruction meet skill training requirements established in this manual, and provide career-progression training in the events designated for initial training in the formal school environment.

3. Information. CG, TECOM will update this T&R Manual as necessary to provide current and relevant training standards to commanders. All questions pertaining to the Marine Corps Ground T&R Program and Unit Training Management should be directed to: Commanding General, TECOM (Ground Training Division C 469), 1019 Elliot Road, Quantico, VA 22134.

DISTRIBUTION STATEMENT A: Approved for public release; distribution is unlimited.

4. Command. This Directive is applicable to the Marine Corps Total Force.
5. Certification. Reviewed and approved this date.



R. C. FOX
By direction

Distribution: PCN 10033194600

Copy to: 7000260 (2)
8145001 (1)

LOCATOR SHEET

Subj: TRAINING MILITARY OCCUPATIONS TRAINING AND READINESS MANUAL, (SHORT
TITLE: TMOS T&R MANUAL)

Location: _____
(Indicate location(s) of copy(ies) of this Manual.)

TMOS T&R MANUAL

RECORD OF CHANGES

Log completed change action as indicated

Change Number	Date of Change	Date Entered	Signature of Person Incorporated Change

TMOS T&R MANUAL

TABLE OF CONTENTS

CHAPTER

1 OVERVIEW

2 MISSION ESSENTIAL TASKS MATRIX

3 MOS 0911 INDIVIDUAL EVENTS

4 MOS 0913 INDIVIDUAL EVENTS

5 MARINE CORPS MARTIAL ARTS PROGRAM
(MCMAP) INDIVIDUAL EVENTS

6 MARINE CORPS WATER SURVIVAL TRAINING
PROGRAM (MCWSTP) INDIVIDUAL EVENTS

7 FOREIGN WEAPONS INSTRUCTOR INDIVIDUAL
EVENTS

8 MOS 0930 INDIVIDUAL EVENTS

9 MOS 0931 INDIVIDUAL EVENTS

10 MOS 0932 INDIVIDUAL EVENTS

11 MOS 0933 INDIVIDUAL EVENTS

APPENDIX

A ACRONYMS AND ABBREVIATIONS

B TERMS AND DEFINITIONS

C REFERNECES

TMOS T&R MANUAL

CHAPTER 1

OVERVIEW

	<u>PARAGRAPH</u>	<u>PAGE</u>
INTRODUCTION.	1000	1-2
UNIT TRAINING	1001	1-2
UNIT TRAINING MANAGEMENT.	1002	1-3
SUSTAINMENT AND EVALUATION OF TRAINING.	1003	1-3
ORGANIZATION.	1004	1-4
T&R EVENT CODING.	1005	1-4
COMBAT READINESS PERCENTAGE.	1006	1-5
EVALUATION-CODED (E-CODED) EVENTS	1007	1-6
CRP CALCULATION	1008	1-6
T&R EVENT COMPOSITION	1009	1-7
CBRNE TRAINING.	1010	1-9
NIGHT TRAINING.	1011	1-10
OPERATIONAL RISK MANAGEMENT (ORM)	1012	1-10
APPLICATION OF SIMULATION	1013	1-11
MARINE CORPS GROUND T&R PROGRAM	1014	1-11

TMOS T&R MANUAL

CHAPTER 1

OVERVIEW

1000. INTRODUCTION

1. The T&R Program is the Corps' primary tool for planning, conducting and evaluating training, and assessing training readiness. Subject Matter Experts (SMEs) from the operating forces developed core capability Mission Essential Task Lists (METLs) for ground communities derived from the Marine Corps Task List (MCTL). T&R Manuals are built around these METLs and all events contained in T&R Manuals relate directly to this METL. This comprehensive T&R Program will help to ensure the Marine Corps continues to improve its combat readiness by training more efficiently and effectively. Ultimately, this will enhance the Marine Corps' ability to accomplish real-world missions.

2. The T&R Manual contains the individual and collective training requirements to prepare units to accomplish their combat mission. The T&R Manual is not intended to be an encyclopedia that contains every minute detail of how to accomplish training. Instead, it identifies the minimum standards that Marines must be able to perform in combat. The T&R Manual is a fundamental tool for commanders to build and maintain unit combat readiness. Using this tool, leaders can construct and execute an effective training plan that supports the unit's METL. More detailed information on the Marine Corps Ground T&R Program is found in reference (a).

1001. UNIT TRAINING

1. The training of Marines to perform as an integrated unit in combat lies at the heart of the T&R program. Unit and individual readiness are directly related. Individual training and the mastery of individual core skills serve as the building blocks for unit combat readiness. A Marine's ability to perform critical skills required in combat is essential. However, it is not necessary to have all individuals within a unit fully trained in order for that organization to accomplish its assigned tasks. Manpower shortfalls, temporary assignments, leave, or other factors outside the commander's control, often affect the ability to conduct individual training. During these periods, unit readiness is enhanced if emphasis is placed on the individual training of Marines on-hand. Subsequently, these Marines will be mission ready and capable of executing as part of a team when the full complement of personnel is available.

2. Commanders will ensure that all tactical training is focused on their combat mission. The T&R Manual is a tool to help develop the unit's training plan. In most cases, unit training should focus on achieving unit proficiency in the core capabilities METL. However, commanders will adjust their training focus to support METLs associated with a major OPLAN/CONPLAN or named operation as designated by their higher commander and reported accordingly in the Defense Readiness Reporting System (DRRS). Tactical

training will support the METL in use by the commander and be tailored to meet T&R standards. Commanders at all levels are responsible for effective combat training. The conduct of training in a professional manner consistent with Marine Corps standards cannot be over emphasized.

3. Commanders will provide personnel the opportunity to attend formal and operational level courses of instruction as required by this Manual. Attendance at all formal courses must enhance the warfighting capabilities of the unit as determined by the unit commander.

1002. UNIT TRAINING MANAGEMENT

1. Unit Training Management (UTM) is the application of the Systems Approach to Training (SAT) and the Marine Corps Training Principles. This is accomplished in a manner that maximizes training results and focuses the training priorities of the unit in preparation for the conduct of its wartime mission.

2. UTM techniques, described in references (b) and (e), provide commanders with the requisite tools and techniques to analyze, design, develop, implement, and evaluate the training of their unit. The Marine Corps Training Principles, explained in reference (b), provide sound and proven direction and are flexible enough to accommodate the demands of local conditions. These principles are not inclusive, nor do they guarantee success. They are guides that commanders can use to manage unit-training programs. The Marine Corps training principles are:

- Train as you fight
- Make commanders responsible for training
- Use standards-based training
- Use performance-oriented training
- Use mission-oriented training
- Train the MAGTF to fight as a combined arms team
- Train to sustain proficiency
- Train to challenge

3. To maintain an efficient and effective training program, leaders at every level must understand and implement UTM. Guidance for UTM and the process for establishing effective programs are contained in references (a) through (g).

1003. SUSTAINMENT AND EVALUATION OF TRAINING

1. The evaluation of training is necessary to properly prepare Marines for combat. Evaluations are either formal or informal, and performed by members of the unit (internal evaluation) or from an external command (external evaluation).

2. Marines are expected to maintain proficiency in the training events for their MOS at the appropriate grade or billet to which assigned. Leaders are responsible for recording the training achievements of their Marines. Whether it involves individual or collective training events, they must ensure proficiency is sustained by requiring retraining of each event at or

before expiration of the designated sustainment interval. Performance of the training event, however, is not sufficient to ensure combat readiness. Leaders at all levels must evaluate the performance of their Marines and the unit as they complete training events, and only record successful accomplishment of training based upon the evaluation. The goal of evaluation is to ensure that correct methods are employed to achieve the desired standard, or the Marines understand how they need to improve in order to attain the standard. Leaders must determine whether credit for completing a training event is recorded if the standard was not achieved. While successful accomplishment is desired, debriefing of errors can result in successful learning that will allow ethical recording of training event completion. Evaluation is a continuous process that is integral to training management and is conducted by leaders at every level and during all phases of planning and the conduct of training. To ensure training is efficient and effective, evaluation is an integral part of the training plan. Ultimately, leaders remain responsible for determining if the training was effective.

3. The purpose of formal and informal evaluation is to provide commanders with a process to determine a unit's/Marine's proficiency in the tasks that must be performed in combat. Informal evaluations are conducted during every training evolution. Formal evaluations are often scenario-based, focused on the unit's METs, based on collective training standards, and usually conducted during higher-level collective events. References (a) and (f) provide further guidance on the conduct of informal and formal evaluations using the Marine Corps Ground T&R Program.

1004. ORGANIZATION

1. T&R Manuals are organized in one of two methods: unit-based or community-based. Unit-based T&R Manuals are written to support a type of unit (Infantry, Artillery, Tanks, etc.) and contain both collective and individual training standards. Community-based are written to support an Occupational Field, a group of related Military Occupational Specialties (MOSs), or billets within an organization (EOD, NBC, Intel, etc.), and usually only contain individual training standards. T&R Manuals are comprised of chapters that contain unit METs, collective training standards (CTS), and individual training standards (ITS) for each MOS, billet, etc.

1005. T&R EVENT CODING

1. T&R events are coded for ease of reference. Each event has up-to a 4-4-4-digit identifier. The first up-to four digits are referred to as a "community" and represent the unit type or occupation (TANK, TOW, 1802, etc.). The second up-to four digits represent the functional or duty area (TAC, CMDC, GNNRY, etc.). The last four digits represent the level and sequence of the event.

2. The T&R levels are illustrated in Figure 1. An example of the T&R coding used in this Manual is shown in Figure 2.

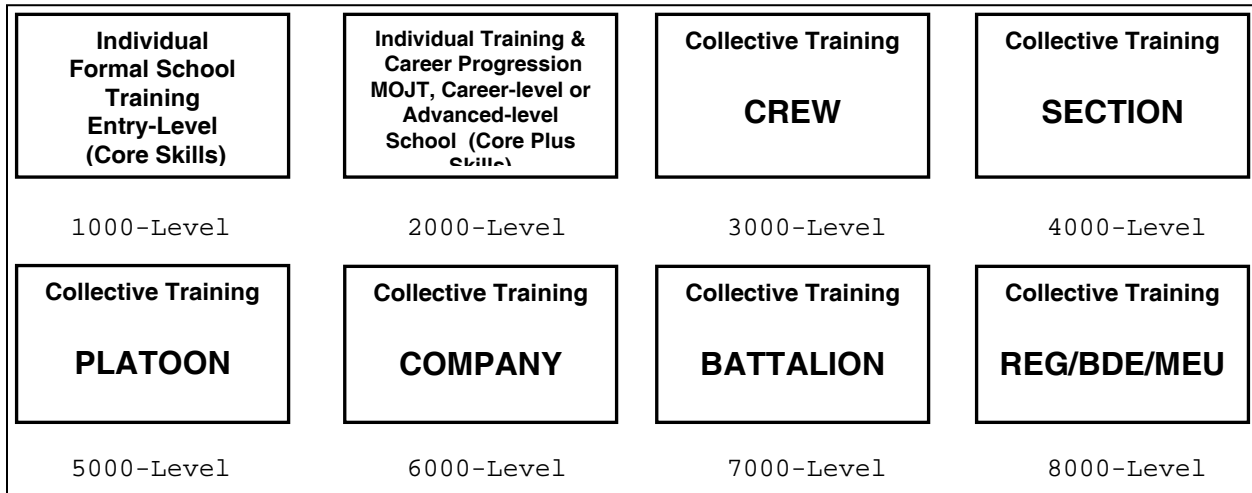


Figure 1: T&R Event Levels

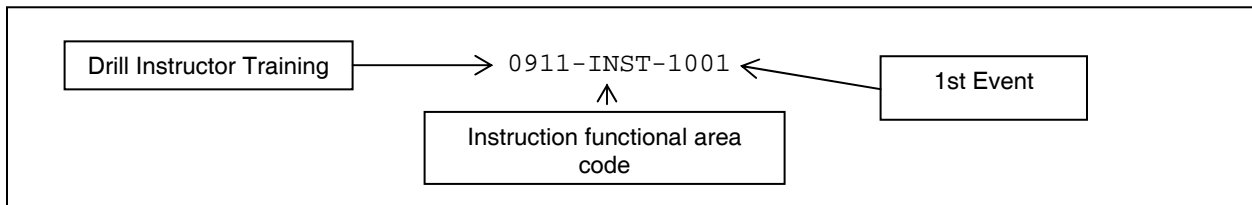


Figure 2: T&R Event Coding

1006. COMBAT READINESS PERCENTAGE

1. The Marine Corps Ground T&R Program includes processes to assess readiness of units and individual Marines. Every unit in the Marine Corps maintains a basic level of readiness based on the training and experience of the Marines in the unit. Even units that never trained together are capable of accomplishing some portion of their missions. Combat readiness assessment does not associate a quantitative value for this baseline of readiness, but uses a "Combat Readiness Percentage", as a method to provide a concise descriptor of the recent training accomplishments of units and Marines.

2. Combat Readiness Percentage (CRP) is the percentage of required training events that a unit or Marine accomplishes within specified sustainment intervals.

3. In unit-based T&R Manuals, unit combat readiness is assessed as a percentage of the successfully completed and current (within sustainment interval) key training events called "Evaluation-Coded" (E-Coded) Events. E-Coded Events and unit CRP calculation are described in follow-on paragraphs. CRP achieved through the completion of E-Coded Events is directly relevant to readiness assessment in DRRS.

4. Individual combat readiness, in both unit-based and community-based T&R Manuals, is assessed as the percentage of required individual events in which a Marine is current. This translates as the percentage of training events for his/her MOS and grade (or billet) that the Marine successfully completes within the directed sustainment interval. Individual skills are developed through a combination of 1000-level training (entry-level formal school courses), individual on-the-job training in 2000-level events, and follow-on formal school training. Skill proficiency is maintained by retraining in each event per the specified sustainment interval.

1007. EVALUATION-CODED (E-CODED) EVENTS

1. Unit-type T&R Manuals can contain numerous unit events, some for the whole unit and others for integral parts that serve as building blocks for training. To simplify training management and readiness assessment, only collective events that are critical components of a mission essential task (MET), or key indicators of a unit's readiness, are used to generate CRP for a MET. These critical or key events are designated in the T&R Manual as Evaluation-Coded (E-Coded) events. Formal evaluation of unit performance in these events is recommended because of their value in assessing combat readiness. Only E-Coded events are used to calculate CRP for each MET.

2. The use of a METL-based training program allows the commander discretion in training. This makes the T&R Manual a training tool rather than a prescriptive checklist.

1008. CRP CALCULATION

1. Collective training begins at the 3000 level (team, crew or equivalent). Unit training plans are designed to accomplish the events that support the unit METL while simultaneously sustaining proficiency in individual core skills. Using the battalion-based (unit) model, the battalion (7000-level) has collective events that directly support a MET on the METL. These collective events are E-Coded and the only events that contribute to unit CRP. This is done to assist commanders in prioritizing the training toward the METL, taking into account resource, time, and personnel constraints.

2. Unit CRP increases after the completion of E-Coded events. The number of E-Coded events for the MET determines the value of each E-Coded event. For example, if there are 4 E-Coded events for a MET, each is worth 25% of MET CRP. MET CRP is calculated by adding the percentage of each completed and current (within sustainment interval) E-Coded training event. The percentage for each MET is calculated the same way and all are added together and divided by the number of METS to determine unit CRP. For ease of calculation, we will say that each MET has 4 E-Coded events, each contributing 25% towards the completion of the MET. If the unit has completed and is current on three of the four E-Coded events for a given MET, then they have completed 75% of the MET. The CRP for each MET is added together and divided by the number of METS to get unit CRP; unit CRP is the average of MET CRP.

For Example:

MET 1: 75% complete (3 of 4 E-Coded events trained)
MET 2: 100% complete (6 of 6 E-Coded events trained)
MET 3: 25% complete (1 of 4 E-Coded events trained)
MET 4: 50% complete (2 of 4 E-Coded events trained)
MET 5: 75% complete (3 of 4 E-Coded events trained)

To get unit CRP, simply add the CRP for each MET and divide by the number of METS:

MET CRP: $75 + 100 + 25 + 50 + 75 = 325$

Unit CRP: 325 (total MET CRP) / 5 (total number of METS) = 65%

1009. T&R EVENT COMPOSITION

1. This section explains each of the components of a T&R event. These items are included in all events in each T&R manual.

a. Event Code (see Sect 1006). The event code is a 4-4-4 character set. For individual training events, the first 4 characters indicate the occupational function. The second 4 characters indicate functional area (TAC, CBTS, VOPS, etc.). The third 4 characters are simply a numerical designator for the event.

b. Event Title. The event title is the name of the event.

c. E-Coded. This is a "yes/no" category to indicate whether or not the event is E-Coded. If yes, the event contributes toward the CRP of the associated MET. The value of each E-Coded event is based on number of E-Coded events for that MET. Refer to paragraph 1008 for detailed explanation of E-Coded events.

d. Supported MET(s). List all METs that are supported by the training event.

e. Sustainment Interval. This is the period, expressed in number of months, between evaluation or retraining requirements. Skills and capabilities acquired through the accomplishment of training events are refreshed at pre-determined intervals. It is essential that these intervals are adhered to in order to ensure Marines maintain proficiency.

f. Billet. Individual training events may contain a list of billets within the community that are responsible for performing that event. This ensures that the billet's expected tasks are clearly articulated and a Marine's readiness to perform in that billet is measured.

g. Grade. Each individual training event will list the rank(s) at which Marines are required to learn and sustain the training event.

h. Initial Training Setting. For Individual T&R Events only, this specifies the location for initial instruction of the training event in one

of three categories (formal school, managed on-the-job training, distance learning). Regardless of the specified Initial Training Setting, any T&R event may be introduced and evaluated during managed on-the-job training.

(1) "FORMAL" - When the Initial Training Setting of an event is identified as "FORMAL" (formal school), the appropriate formal school or training detachment is required to provide initial training in the event. Conversely, formal schools and training detachments are not authorized to provide training in events designated as Initial Training Setting "MOJT" or "DL." Since the duration of formal school training must be constrained to optimize Operating Forces' manning, this element provides the mechanism for Operating Forces' prioritization of training requirements for both entry-level (1000-level) and career-level (2000-level) T&R Events. For formal schools and training detachments, this element defines the requirements for content of courses.

(2) "DL" - Identifies the training event as a candidate for initial training via a Distance Learning product (correspondence course or MarineNet course).

(3) "MOJT" - Events specified for Managed On-the-Job Training are to be introduced to Marines, and evaluated, as part of training within a unit by supervisory personnel.

i. Event Description. Provide a description of the event purpose, objectives, goals, and requirements. It is a general description of an action requiring learned skills and knowledge (e.g. Camouflage the M1A1 Tank).

j. Condition. Describe the condition(s), under which tasks are performed. Conditions are based on a "real world" operational environment. They indicate what is provided (equipment, materials, manuals, aids, etc.), environmental constraints, conditions under which the task is performed, and any specific cues or indicators to which the performer must respond. When resources or safety requirements limit the conditions, this is stated.

k. Standard. The standard indicates the basis for judging effectiveness of the performance. It consists of a carefully worded statement that identifies the proficiency level expected when the task is performed. The standard provides the minimum acceptable performance parameters and is strictly adhered to. The standard for collective events is general, describing the desired end-state or purpose of the event. While the standard for individual events specifically describe to what proficiency level in terms of accuracy, speed, sequencing, quality of performance, adherence to procedural guidelines, etc., the event is accomplished.

l. Event Components. Describe the actions composing the event and help the user determine what must be accomplished and to properly plan for the event.

m. Prerequisite Events. Prerequisites are academic training or other T&R events that must be completed prior to attempting the task. They are lower-level events or tasks that give the individual/unit the skills required to accomplish the event. They can also be planning steps, administrative

requirements, or specific parameters that build toward mission accomplishment.

n. Chained Events. Collective T&R events are supported by lower-level collective and individual T&R events. This enables unit leaders to effectively identify subordinate T&R events that ultimately support specific mission essential tasks. When the accomplishment of any upper-level events, by their nature, result in the performance of certain subordinate and related events, the events are "chained." The completion of chained events will update sustainment interval credit (and CRP for E-Coded events) for the related subordinate level events.

o. Related Events. Provide a list of all Individual Training Standards that support the event.

p. References. The training references are utilized to determine task performance steps, grading criteria, and ensure standardization of training procedures. They assist the trainee in satisfying the performance standards, or the trainer in evaluating the effectiveness of task completion. References are also important to the development of detailed training plans.

q. Distance Learning Products (IMI, CBT, MCI, etc.). Include this component when the event can be taught via one of these media methods vice attending a formal course of instruction or receiving MOJT.

r. Support Requirements. This is a list of the external and internal support the unit and Marines will need to complete the event. The list includes, but is not limited to:

- Range(s)/Training Area
- Ordnance
- Equipment
- Materials
- Other Units/Personnel
- Other Support Requirements

s. Miscellaneous. Provide any additional information that assists in the planning and execution of the event. Miscellaneous information may include, but is not limited to:

- Admin Instructions
- Special Personnel Certifications
- Equipment Operating Hours
- Road Miles

2. Community-based T&R manuals have several additional components not found in unit-based T&R manuals. These additions do not apply to this T&R Manual.

1010. CBRNE TRAINING

1. All personnel assigned to the operating force must be trained in chemical, biological, radiological, nuclear, and explosive incident defense (CBRNE), in order to survive and continue their mission in this environment. Individual proficiency standards are defined as survival and basic operating standards. Survival standards are those that the individual must master in

order to survive CBRNE attacks. Basic operating standards are those that the individual, and collectively the unit, must perform to continue operations in a CBRNE environment.

2. CBRN Officers and Specialists are instrumental in integrating realistic scenarios/situations that challenge units' ability to operate in a CBRN environment. Units should train under CBRNE conditions whenever possible. Per reference (c), all units must be capable of accomplishing their assigned mission in a contaminated environment.

1011. NIGHT TRAINING

1. While it is understood that all personnel and units of the operating force are capable of performing their assigned mission in "every climate and place," current doctrine emphasizes the requirement to perform assigned missions at night and during periods of limited visibility. Basic skills are significantly more difficult when visibility is limited.

2. To ensure units are capable of accomplishing their mission they must train under the conditions of limited visibility. Units should strive to conduct all events in this T&R Manual during both day and night/limited visibility conditions. When there is limited training time available, night training should take precedence over daylight training, contingent on individual, crew, and unit proficiency.

1012. OPERATIONAL RISK MANAGEMENT (ORM)

1. ORM is a process that enables commanders to plan for and minimize risk while still accomplishing the mission. It is a decision making tool used by Marines at all levels to increase operational effectiveness by anticipating hazards and reducing the potential for loss, thereby increasing the probability of a successful mission. ORM minimizes risks to acceptable levels, commensurate with mission accomplishment.

2. Commanders, leaders, maintainers, planners, and schedulers will integrate risk assessment in the decision-making process and implement hazard controls to reduce risk to acceptable levels. Applying the ORM process will reduce mishaps, lower costs, and provide for more efficient use of resources. ORM assists the commander in conserving lives and resources and avoiding unnecessary risk, making an informed decision to implement a course of action (COA), identifying feasible and effective control measures where specific measures do not exist, and providing reasonable alternatives for mission accomplishment. Most importantly, ORM assists the commander in determining the balance between training realism and unnecessary risks in training, the impact of training operations on the environment, and the adjustment of training plans to fit the level of proficiency and experience of Sailors/Marines and leaders. Further guidance for ORM is found in references (b) and (d).

1013. APPLICATION OF SIMULATION

1. Simulations/Simulators and other training devices shall be used when they are capable of effectively and economically supplementing training on the identified training task. Particular emphasis shall be placed on simulators that provide training that might be limited by safety considerations or constraints on training space, time, or other resources. When deciding on simulation issues, the primary consideration shall be improving the quality of training and consequently the state of readiness. Potential savings in operating and support costs normally shall be an important secondary consideration.

2. Each training event contains information relating to the applicability of simulation. If simulator training applies to the event, then the applicable simulator(s) is/are listed in the "Simulation" section and the CRP for simulation training is given. This simulation training can either be used in place of live training, at the reduced CRP indicated; or can be used as a precursor training for the live event, i.e., weapons simulators, convoy trainers, observed fire trainers, etc. It is recommended that tasks be performed by simulation prior to being performed in a live-fire environment. However, in the case where simulation is used as a precursor for the live event, then the unit will receive credit for the live event CRP only. If a tactical situation develops that precludes performing the live event, the unit would then receive credit for the simulation CRP.

1014. MARINE CORPS GROUND T&R PROGRAM

1. The Marine Corps Ground T&R Program continues to evolve. The vision for Ground T&R Program is to publish a T&R Manual for every readiness-reporting unit so that core capability METs are clearly defined with supporting collective training standards, and to publish community-based T&R Manuals for all occupational fields whose personnel augment other units to increase their combat and/or logistic capabilities. The vision for this program includes plans to provide a Marine Corps training management information system that enables tracking of unit and individual training accomplishments by unit commanders and small unit leaders, automatically computing CRP for both units and individual Marines based upon MOS and rank (or billet). Linkage of T&R Events to the Marine Corps Task List (MCTL), through the core capability METs, has enabled objective assessment of training readiness in the DRRS.

2. DRRS measures and reports on the readiness of military forces and the supporting infrastructure to meet missions and goals assigned by the Secretary of Defense. With unit CRP based on the unit's training toward its METs, the CRP will provide a more accurate picture of a unit's readiness. This will give fidelity to future funding requests and factor into the allocation of resources. Additionally, the Ground T&R Program will help to ensure training remains focused on mission accomplishment and that training readiness reporting is tied to units' METLs.

TMOS T&R MANUAL

CHAPTER 2

MISSION ESSENTIAL TASKS MATRIX

There are no Mission Essential Tasks for the Training MOS since all the events in this T&R Manual are individual events.

TMOS T&R MANUAL

CHAPTER 3

MOS 0911 INDIVIDUAL EVENTS

	<u>PARAGRAPH</u>	<u>PAGE</u>
PURPOSE	3000	3-2
EVENT CODING	3001	3-2
IMPORTANCE OF CORE VALUES IN DRILL INSTRUCTOR TRAINING. . . .	3002	3-2
THE RELATIONSHIP BETWEEN DRILL INSTRUCTOR AND RECRUIT	3003	3-3
INDEX OF EVENTS BY FUNCTIONAL AREA.	3004	3-4
2000-LEVEL EVENTS	3005	3-5
2500-LEVEL EVENTS	3006	3-18

TMOS T&R MANUAL

CHAPTER 3

MOS 0911 INDIVIDUAL EVENTS

3000. PURPOSE. This chapter details the individual events that pertain to MOS 0911, Drill Instructor. Each individual event provides an event title, along with the conditions events will be performed under, and the standard to which the event must be performed to be successful.

3001. EVENT CODING. Events in the T&R Manual are depicted with an up-to-12-field alphanumeric system, i.e. 0911-COD-1001. This chapter utilizes the following methodology:

a. Field one - Each event in this chapter begins with "0911" indicating that the event is for Drill Instructors.

b. Field two - This field is alpha characters indicating a functional area. Functional areas for drill instructors are:

COD - Close Order Drill
FIT - Combat Conditioning
INST - Instruction
LEAD - Leadership
SAFE - Safety

c. Field three - This field provides event level and numerical sequencing. Event levels for drill instructors are:

2000 - Initial formal school training requirements
2500 - MOJT requirements

3002. IMPORTANCE OF CORE VALUES IN DRILL INSTRUCTOR TRAINING

a. The Commandant has made it clear in ALMARS and in testimony to Congress that Core Values training will be integral to Marine Corps training at all levels. He is particularly concerned that Core Values be emphasized at recruit training. The Commandant calls that transformation a national treasure:

Some things remain constant—we continue to ensure that all Marines, regardless of occupational specialty, gain the self-confidence and skills derived from our warrior ethos "Every Marine a Rifleman." The experience at boot camp remains legendary; this transformation of young Americans is a national treasure—one that we must preserve and guard carefully. The core values of Honor, Courage, and Commitment—imprinted on their souls during recruit training and strengthened thereafter—mark a Marine's character for a lifetime. (STATEMENT OF GENERAL JAMES T. CONWAY COMMANDANT OF THE MARINE CORPS BEFORE THE SENATE ARMED SERVICES COMMITTEE ON MARINE CORPS POSTURE MARCH 29, 2007)

b. Because the recruit training experience is vital to the Marine Corps and to the nation, it is necessary to ensure that Core Values training infuses all training events at all times. To that end, this drill instructor T&R Manual contains an over-arching event calling for drill instructors to "instill core values" in Marines. Further, drill instructors are strictly charged and required to include core values training in everything they do during recruit training. Curriculum developers at the drill instructor schools must include learning objectives that imbue all training events with core values to make explicit the connection between core values and everything that Marines do. In the words of the Commandant:

We also reviewed our efforts to instill in Marines those core values necessary to guide them correctly through the complex ethical demands of armed conflict. We have ensured that every Marine, at every phase of the training continuum, studies ethical leadership, the Law of War, escalation of force, and Rules of Engagement. Our entry-level training first presents these concepts in the classroom, and then tests for proper application of these principles under stressful field exercises.

We imbue our Marines with the mindset that "wherever we go, everyone is safer because a US Marine is there." (STATEMENT OF GENERAL JAMES T. CONWAY COMMANDANT OF THE MARINE CORPS BEFORE THE SENATE ARMED SERVICES COMMITTEE ON MARINE CORPS POSTURE MARCH 29, 2007)

c. The bottom line is that core values are the foundation of and integral to everything that a drill instructor is taught at the formal school and to everything that a drill instructor does.

3003. THE RELATIONSHIP BETWEEN DRILL INSTRUCTOR AND RECRUIT

a. The relation between drill instructors and recruits should in no sense be that of superior and inferior nor that of master and servant, but rather that of teacher and scholar. In fact, it should partake of the nature of the relation between father and son, to the extent that drill instructors are responsible for the physical, mental, and moral welfare, as well as the discipline and military training of the young recruits under their command who are serving the nation in the Marine Corps.

b. It must be kept in mind that recruits respond quickly and readily to the exhibition of qualities of leadership on the part of his drill instructors. Some of these qualities are industry, energy, initiative, determination, enthusiasm, firmness, kindness, justness, self-control, unselfishness, honor, and courage. Every drill instructor should endeavor by all means in his or her power to make themselves the possessor of these qualities and thereby fit to be a real leader of Marines.

c. This paraphrasing of Gen Lejeune's guidance is not meant to convey a change in the character of recruit training, but is rather to emphasize the fundamental character of Marine Corps leadership that applies to recruits and Marines.

3004. INDEX OF EVENTS BY FUNCTIONAL AREA

EVENT	DESCRIPTION	PAGE
	CLOSE ORDER DRILL	
0911-COD-2001	Drill a platoon	3-5
0911-COD-2002	Instruct individual drill movements without arms	3-5
0911-COD-2003	Instruct individual drill movements with arms	3-6
	COMBAT CONDITIONING	
0911-FIT-2011	Conduct combat conditioning training	3-7
0911-FIT-2012	Maintain personal fitness standards	3-8
	INSTRUCT	
0911-INST-2021	Apply Depot Regulations	3-8
0911-INST-2022	Reinforce Marine Corps Common Skills (MCCS)	3-9
0911-INST-2023	Conduct Basic Warrior Training	3-10
0911-INST-2024	Deliver a period of instruction	3-10
0911-INST-2025	Lead a guided discussion	3-11
0911-INST-2026	Apply inspection techniques	3-11
	LEADERSHIP	
0911-LEAD-2031	Reinforce Core Values through Values Based Training	3-12
0911-LEAD-2032	Conduct mentoring	3-13
0911-LEAD-2033	Manage potential suicides	3-13
0911-LEAD-2034	Apply stress management techniques	3-14
0911-LEAD-2035	Manage problem recruits	3-14
0911-LEAD-2036	Document recruit events	3-15
0911-LEAD-2037	Supervise the conduct of the Crucible	3-15
	SAFETY	
0911-SAFE-2041	Apply Cardio Pulmonary Resuscitation	3-16
	CLOSE ORDER DRILL	
0911-COD-2501	Direct the execution of Close Order Drill	3-17
0911-COD-2502	Supervise the instruction of Close Order Drill	3-17
0911-COD-2503	Evaluate a unit leader	3-18
0911-COD-2504	Evaluate Close Order Drill	3-18
	COMBAT CONDITIONING	
0911-FIT-2511	Instruct combat conditioning training	3-19
0911-FIT-2512	Supervise combat conditioning training	3-19
	INSTRUCT	
0911-INST-2521	Evaluate a period of instruction	3-20
0911-INST-2522	Supervise the conduct of the Crucible	3-21
	LEADERSHIP	
0911-LEAD-2531	Counsel candidates	3-21
0911-LEAD-2532	Evaluate candidates	3-22
0911-LEAD-2533	Lead a drill instructor student squad	3-22
0911-LEAD-2534	Lead a recruit training platoon	3-23
0911-LEAD-2535	Lead a recruit training series	3-23
0911-LEAD-2536	Inspect civilian clothing	3-24

3005. 2000-LEVEL EVENTS

0911-COD-2001: Drill a platoon

EVALUATION-CODED: NO

SUSTAINMENT INTERVAL: 12 months

GRADES: SGT, SSGT, GYSGT

DESCRIPTION: In order to a drill a platoon a Marine must first understand basic fundamentals of drill to include; drill order, purpose of close order drill, key drill terms, and types of drill commands.

INITIAL TRAINING SETTING: FORMAL

CONDITION: Without the aid of the reference, given an NCO Sword, and as the unit leader of a platoon.

STANDARD: So that unit properly executes all commands as given in accordance with the reference.

PERFORMANCE STEPS:

1. Execute unit leader actions.
2. Execute sword manual.

REFERENCES:

1. MCO P5060.20 Marine Corps Drill and Ceremonies Manual
-

0911-COD-2002: Instruct individual drill movements without arms

EVALUATION-CODED: NO

SUSTAINMENT INTERVAL: 12 months

GRADES: SGT, SSGT, GYSGT

INITIAL TRAINING SETTING: FORMAL

CONDITION: Without the aid of reference and given personnel to train.

STANDARD: So that individuals can properly execute all commands as given, in accordance with the reference.

PERFORMANCE STEPS:

1. Instruct position of attention.
2. Instruct parade rest.
3. Instruct at ease.
4. Instruct rest.
5. Instruct hand salute.
6. Instruct fall in.
7. Instruct distance and interval.
8. Instruct alignment left/right.
9. Instruct cover.
10. Instruct at close interval fall in.
11. Instruct dismissed.

12. Instruct forward march.
13. Instruct quick time march.
14. Instruct column movements.
15. Instruct to the rear march.
16. Instruct half step.
17. Instruct mark time march.
18. Instruct facing movements.
19. Instruct flanking movements.
20. Instruct obliques.
21. Instruct change step march.
22. Instruct backward march.
23. Instruct count off.
24. Instruct close march.
25. Instruct extend in column.
26. Instruct extend on line.
27. Instruct eyes right/left.
28. Instruct take interval to the left.
29. Instruct assemble to the right.
30. Instruct form for physical training (PT).
31. Instruct open ranks march.
32. Instruct close ranks march.
33. Instruct diminish the front.
34. Instruct fall out.
35. Instruct halt.
36. Instruct side step.
37. Instruct back step.
38. Instruct double time.
39. Instruct form for inspection.
40. Demonstrate correction techniques.

REFERENCES:

1. MCO P5060.20 Marine Corps Drill and Ceremonies Manual
-

0911-COD-2003: Instruct individual drill movements with arms

EVALUATION-CODED: NO

SUSTAINMENT INTERVAL: 12 months

GRADES: SGT, SSGT, GYSGT

INITIAL TRAINING SETTING: FORMAL

CONDITION: Without the aid of the reference, and given personnel with rifles.

STANDARD: So that individuals can properly execute all commands as given, in accordance with the reference.

PERFORMANCE STEPS:

1. Instruct order arms.
2. Instruct order arms to port arms.
3. Instruct port arms to order arms.
4. Instruct order arms to left shoulder arms.
5. Instruct left shoulder arms to order arms.
6. Instruct order arms to right shoulder arms.

7. Instruct right shoulder arms to order arms.
8. Instruct port arms to left shoulder arms.
9. Instruct left shoulder arms to port arms.
10. Instruct port arms to right shoulder arms.
11. Instruct right shoulder arms to port arms.
12. Instruct order arms to present arms.
13. Instruct present arms to order arms.
14. Instruct right shoulder arms to left shoulder arms.
15. Instruct left shoulder arms to right shoulder arms.
16. Instruct left shoulder arms to present arms.
17. Instruct right shoulder arms to present arms.
18. Instruct inspection arms.
19. Instruct rifle salutes.
20. Instruct rests with rifle.
21. Instruct port arms to present arms.
22. Instruct sling arms.
23. Instruct unsling arms.
24. Instruct adjust slings.
25. Instruct present arms from sling arms.
26. Instruct stack arms.
27. Instruct take arms.
28. Instruct form for inspection.
29. Instruct port arms to inspection arms.
30. Instruct form for physical drill.
31. Instruct close and extend the interval.
32. Instruct take interval to the left on line.
33. Instruct assemble to the right.
34. Instruct eyes left/right.
35. Demonstrate correction techniques.

REFERENCES:

1. MCO P5060.20 Marine Corps Drill and Ceremonies Manual
-

0911-FIT-2011: Conduct combat conditioning training

EVALUATION-CODED: NO

SUSTAINMENT INTERVAL: 6 months

GRADES: SGT, SSGT, GYSGT, MSGT

INITIAL TRAINING SETTING: FORMAL

CONDITION: With the aid of references, in a field or garrison environment, and given personnel to be trained.

STANDARD: So that the drill instructor can demonstrate every technique in accordance with the references.

PERFORMANCE STEPS:

1. Execute the obstacle course.
2. Execute the confidence course.
3. Execute the combat fitness test.
4. Execute a physical fitness test.
5. Execute the circuit course.

6. Execute the combat conditioning exercise/endurance course.
7. Execute Balance, Agility, Speed, Explosive Strength (BASES).
8. Supervise combat conditioning.
9. Supervise MCMAP remediation.

REFERENCES:

1. DEPO 1510.30 MCRDSD SOP for Recruit Training
 2. MCO 6100.13 Marine Corps Physical Fitness Program
 3. MCO 6110.3 Body Composition and Military Appearance Program
 4. DEPO 1513.6 MCRDPI Recruit Training Order
 5. Combat Conditioning Manual for Recruit Training MCRD Parris Island, SC
Version 6.0 Ch 02 (090806)
 6. MCRP 3-02B Marine Corps Martial Arts
-

0911-FIT-2012: Maintain personal fitness standards

EVALUATION-CODED: NO

SUSTAINMENT INTERVAL: 6 months

GRADES: SGT, SSGT, GYSGT, MSGT

INITIAL TRAINING SETTING: FORMAL

CONDITION: In field or garrison environment.

STANDARD: So that the Marine achieves a first class PFT and is within body fat composition program standards at all times in accordance with MCO 1326.6_.

PERFORMANCE STEPS:

1. Maintain nutrition.
2. Maintain body composition standards.
3. Apply knowledge of the concepts of combat conditioning.
4. Apply knowledge of injury prevention.

REFERENCES:

1. MCO 6100.13 W/CH 1 Marine Corps Physical Fitness Program
 2. MCO 6110.3 Body Composition and Military Appearance Program
 3. MCO 1326.6 Special Duty Assignment Manual
-

0911-INST-2021: Apply Depot Regulations

EVALUATION-CODED: NO

SUSTAINMENT INTERVAL: 3 months

GRADES: SGT, SSGT, GYSGT, MSGT

INITIAL TRAINING SETTING: FORMAL

CONDITION: With the aid of reference, and given personnel to be trained in a field or garrison environment.

STANDARD: So that all recruit training is conducted in accordance with the depot regulations without exception.

PERFORMANCE STEPS:

1. Attain Depot regulations certification.
2. Execute the mission of recruit training.
3. Employ the objectives of recruit training.
4. Conduct Incentive Training.
5. Adhere to the standards of conduct.
6. Adhere to the concepts of recruit training.
7. Execute the conduct of recruit training.
8. Apply operational risk management.
9. Execute the administrative matters.
10. Handle recruit legal matters.
11. Adhere to Medical procedures.
12. Adhere to Dental procedures.
13. Understand Depot level support activities.
14. Understand Depot level religious activities.

REFERENCES:

1. DEPO 1510.30 MCRDSD SOP for Recruit Training
2. DEPO 1513.6 MCRD PI Recruit Training Order

0911-INST-2022: Reinforce Marine Corps Common Skills (MCCS)

EVALUATION-CODED: NO

SUSTAINMENT INTERVAL: 12 months

DESCRIPTION: This event is included for two purposes. The first is to address the fact that although drill instructors are not the primary platform instructors responsible for Marine Corps Common Skills (MCCS) training they play in important role in remediation and reinforcement of these skills throughout recruit training. This event is designed to provide those skills required to conduct reinforcement of MCCS. The second purpose is that not all selected Marines report to Drill Instructor School with the requisite knowledge of Marine Corps Common Skills. This event allows for limited necessary remediation of common skills within the Drill Instructor School curriculum. The Marine Corps Common Skills that will be covered will include but are not limited to the following; Terrorism Awareness, Uniform Code of Military Justice, Interior Guard, Uniform Regulations, Law of Land Warfare/Code of Conduct, Marine Corps Troop Information Policies, Marine Corps History, Marine Corps Customs & Courtesies, Elements of Combat, First Aid, and Marine Corps Organization.

GRADES: SGT, SSGT, GYSGT, MSGT

INITIAL TRAINING SETTING: FORMAL

CONDITION: Without the aid of reference, and given personnel to be trained.

STANDARD: So that personnel can display an understanding and apply MCCS when required in accordance with the reference.

PERFORMANCE STEPS:

1. Review Marine Corps Common Skills.
2. Review training schedule.

3. Determine Marine Corps Common Skills pertinent to training phase.
4. Apply knowledge of Marine Corps Common Skills to recruit training.

REFERENCES:

1. NAVMC 3500.18 Marine Corps Common Skills (Vol.1) T&R Manual
-

0911-INST-2023: Conduct Basic Warrior Training

EVALUATION-CODED: NO

SUSTAINMENT INTERVAL: 12 months

GRADES: SGT, SSGT, GYSGT

INITIAL TRAINING SETTING: FORMAL

CONDITION: With the aid of reference and given personnel to be trained and a training facility.

STANDARD: So that the drill instructor can reinforce basic warrior skills and core values in accordance with the references.

PERFORMANCE STEPS:

1. Conduct conditioning hike.
2. Evaluate a recruit.
3. Reinforce field skills.
4. Reinforce weapons safety.

REFERENCES:

1. MCRP 3-0B How to Conduct Training
 2. MCRP 6-11B W/CH 1 Marine Corps Values: A User's Guide for Discussion Leaders
 3. DEPO 1510.32 MCRDSD Recruit Training SOP
 4. DEPO 1513.6 MCRDPI Recruit Training Order
 5. NAVMC 3500.18 Marine Corps Common Skills (Volume 1)
-

0911-INST-2024: Deliver a period of instruction

EVALUATION-CODED: NO

SUSTAINMENT INTERVAL: 6 months

DESCRIPTION: Drill instructors will use this skill set in the conduct of instruction and reiteration of basic military knowledge.

GRADES: SGT, SSGT, GYSGT, MSGT

INITIAL TRAINING SETTING: FORMAL

CONDITION: Without the aid of references, given training materials, and personnel to be trained.

STANDARD: So there is an efficient and effective transfer of knowledge, per the reference.

PERFORMANCE STEPS:

1. Review training schedule.
2. Prepare for instruction.
3. Deliver instruction.
4. Assess whether instruction was successful.

REFERENCES:

1. MCRP 3-0B How to Conduct Training
 2. MCRP 6-11B W/CH 1 Marine Corps Values: A User's Guide for Discussion Leaders
 3. Systems Approach to Training
-

0911-INST-2025: Lead a guided discussion

EVALUATION-CODED: NO

SUSTAINMENT INTERVAL: 6 months

GRADES: SGT, SSGT, GYSGT, MSGT

INITIAL TRAINING SETTING: FORMAL

CONDITION: With the aid of references, given training materials, personnel to be trained, an instructional setting and in a field or garrison environment.

STANDARD: So that all key points are discussed through proper technique in the time allotted.

PERFORMANCE STEPS:

1. Prepare for discussion.
2. Guide Discussion.
3. Utilize participation techniques.
4. Reinforce Core Values.

REFERENCES:

1. MCO 1500.58 Marine Corps Mentoring Program (MCMP)
 2. MCRP 3-0B How To Conduct Training
 3. MCRP 6-11B W/CH 1 Marine Corps Values: A User's Guide for Discussion Leaders
 4. Systems Approach to Training
 5. NAVMC 3500.18 Marine Corps Common Skills (Volume 1)
-

0911-INST-2026: Apply inspection techniques

EVALUATION-CODED: NO

SUSTAINMENT INTERVAL: 6 months

GRADES: SGT, SSGT, GYSGT, MSGT

INITIAL TRAINING SETTING: FORMAL

CONDITION: Without the aid of references, given individual clothing, combat

equipment, and personnel.

STANDARD: So that personnel, uniform items and equipment are inspected in accordance with the references.

PERFORMANCE STEPS:

1. Inspect uniforms.
2. Inspect assigned weapon.
3. Evaluate military bearing.
4. Evaluate knowledge.
5. Inspect hygiene.
6. Inspect manual of arms.
7. Inspect individual equipment.

REFERENCES:

1. MCO P1020.34G W/CH 1-4 Marine Corps Uniform Regulations
 2. MCO P5060.20 Marine Corps Drill and Ceremonies Manual
 3. TM-10120-15/1B Uniform Fitting and Alteration
 4. Guidebook for Marines
-

0911-LEAD-2031: Reinforce Core Values through Values Based Training

EVALUATION-CODED: NO

SUSTAINMENT INTERVAL: 3 months

DESCRIPTION: The realization of the responsibility on the part of drill instructors to instill core values is vital to the well-being of the Marine Corps. It is especially so, for the reason that so large a proportion of the individuals enlisting are under twenty-one years of age. These individuals are in the formative period of their lives, and drill instructors owe it to them, to their parents, and to the nation, that when discharged from the services they should be far better individuals physically, mentally, and morally than they were when they enlisted.

To accomplish this task successfully a constant effort must be made by all drill instructors to fill each day with useful and interesting instruction. Values Based Training is the method for threading our Marine Corps Core Values, fundamental principles of leadership, and warrior ethos throughout recruit training. It encompasses the foundational aspects of the training continuum that prepared Marines to make ethical and moral choices over their careers, and during their lifetimes. Values Based Training also serves as the adhesive that bonds our Core Values to our organizational values and our time-honored traditions. This effort must be intelligent and passionate, the object being not only to do away with idleness, but to train and cultivate the bodies, the minds, and the spirit of our Marines.

GRADES: SGT, SSGT, GYSGT, MSGT

INITIAL TRAINING SETTING: FORMAL

CONDITION: With the aid of references, given personnel in a training environment.

STANDARD: Without omission, at all times.

PERFORMANCE STEPS:

1. Reinforce honor through values based training.
2. Reinforce courage through values based training.
3. Reinforce commitment through values based training.
4. Reinforce leadership traits through values based training.
5. Reinforce leadership principles through values based training.
6. Reinforce indicators of leadership through values based training.
7. Reinforce warrior ethos through values based training.
8. Observe recruits for displays of core values.
9. Correct deficiencies.
10. Evaluate recruits.

REFERENCES:

1. MCRP 6-11B Discussion Guide for Marine Corps Values
 2. MCWP 6-11 Leading Marines
 3. Marine Corps Manual
-

0911-LEAD-2032: Conduct mentoring

EVALUATION-CODED: NO

SUSTAINMENT INTERVAL: 6 months

GRADES: SGT, SSGT, GYSGT, MSGT

INITIAL TRAINING SETTING: FORMAL

CONDITION: With the aid of references, and given trainees in a recruit training environment.

STANDARD: So that personnel maintain the highest standards of behavior on duty, on liberty, and on leave; and develop potential as an individual Marine and as part of a unit or team.

PERFORMANCE STEPS:

1. Apply the elements of the Marine Corps mentoring program.
2. Apply mentoring techniques.
3. Implement the roles of a mentor.

REFERENCES:

1. MCO 1500.58 Marine Corps Mentoring Program (MCMP)
 2. MCWP 6-11 Leading Marines
 3. MCRP 6-11B W/CH 1 Marine Corps Values: A User's Guide for Discussion Leaders
 4. Marine Corps Manual
-

0911-LEAD-2033: Manage potential suicides

EVALUATION-CODED: NO

SUSTAINMENT INTERVAL: 6 months

GRADES: SGT, SSGT, GYSGT, MSGT

INITIAL TRAINING SETTING: FORMAL

CONDITION: With the aid of references, given personnel to be trained

STANDARD: Ensuring visible warning signs are identified and necessary actions taken to mitigate risk of suicides.

PERFORMANCE STEPS:

1. Identify potential signs of distress.
2. Identify the warning signs of suicide.
3. Take actions taken to prevent suicide.
4. Utilize resources available for assistance.

REFERENCES:

1. Marine Corps Manual
 2. MCWP 6-1 Leading Marines
 3. MCO 1500.58 Marine Corps Mentoring Program (MCMP)
 4. MCRP 6-11B W/CH 1 Marine Corps Values: A User's Guide for Discussion Leaders
-

0911-LEAD-2034: Apply stress management techniques

EVALUATION-CODED: NO

SUSTAINMENT INTERVAL: 6 months

GRADES: SGT, SSGT, GYSGT, MSGT

INITIAL TRAINING SETTING: FORMAL

CONDITION: With the aid of references and given personnel in a recruit training environment.

STANDARD: So that no training time is lost, and there are no stress related incidents.

PERFORMANCE STEPS:

1. Review stress indicators.
2. Observe personnel for indicators.
3. Employ stress reduction techniques.
4. Refer personnel displaying stress related symptoms for assistance.

REFERENCES:

1. MCRP 6-11B Discussion Guide for Marine Corps Values
 2. MCRP 6-11C Combat Stress
 3. DEPO 1513.6 MCRD PI Recruit Training Order
-

0911-LEAD-2035: Manage problem recruits

EVALUATION-CODED: NO

SUSTAINMENT INTERVAL: 6 months

GRADES: SGT, SSGT, GYSGT

INITIAL TRAINING SETTING: FORMAL

CONDITION: With the aid of reference, given recruits in a training environment.

STANDARD: So that recruits' problems are identified, they are informed about their progress, and have their progress facilitated with minimal loss of training.

PERFORMANCE STEPS:

1. Identify recruit problems.
2. Utilize recruit assistance resources.

REFERENCES:

1. DEPO 1510.30 MCRD SD SOP for Recruit Training
 2. DEPO 1513.6 MCRD PI Recruit Training Order
 3. MCO 1500.58 Marine Corps Mentoring Program (MCMP)
 4. MCWP 6-11 Leading Marines
 5. MCRP 6-11B W/CH 1 Marine Corps Values: A User's Guide for Discussion Leaders
 6. NAVMC 3500.18 Marine Corps Common Skills (Volume 1)
-

0911-LEAD-2036: Document recruit events

EVALUATION-CODED: NO

SUSTAINMENT INTERVAL: 6 months

GRADES: SGT, SSGT, GYSGT

INITIAL TRAINING SETTING: FORMAL

CONDITION: With the aid of references, given personnel in training, MCTIMS access and required documentation.

STANDARD: So that recruit progress is documented throughout training, per the references.

PERFORMANCE STEPS:

1. Employ MCTIMS program.
2. Document recruits counseling.
3. Document performance and conduct.
4. Document required entries.

REFERENCES:

1. MCTIMS Student Management version 2 User Manual.
 2. DEPO 1510.30 MCRDSD SOP for Recruit Training
 3. DEPO 1513.6 MCRD PI Recruit Training Order
-

0911-LEAD-2037: Supervise the conduct of the Crucible

EVALUATION-CODED: NO

SUSTAINMENT INTERVAL: 6 months

GRADES: SGT, SSGT, GYSGT

INITIAL TRAINING SETTING: FORMAL

CONDITION: With the aid of reference, given recruits in a training environment.

STANDARD: So that every recruit is evaluated on their mental, moral, and physical transformation into a United States Marine in accordance with the references.

PERFORMANCE STEPS:

1. Supervise the Crucible events.
2. Evaluate recruits.
3. Reinforce Marine Corps "Warrior Ethos".
4. Apply Marine Corps Value Based Training.
5. Reinforce Marine Corps Core Values.
6. Supervise small unit leaders.

REFERENCES:

1. DEPO 1510.30 MCRD SD SOP for Recruit Training
 2. DEPO 1513.6 MCRD PI Recruit Training Order
 3. MCO 1500.58 Marine Corps Mentoring Program (MCMP)
 4. MCWP 6-11 Leading Marines
 5. MCRP 6-11B W/CH 1 Marine Corps Values: A User's Guide for Discussion Leaders
 6. NAVMC 3500.18 Marine Corps Common Skills (Volume 1)
 7. DEPO P1513.8_ Parris Island Depot Crucible Operations Order
-

0911-SAFE-2041: Apply Cardio Pulmonary Resuscitation (CPR)

EVALUATION-CODED: NO

SUSTAINMENT INTERVAL: 11 months

GRADES: SGT, SSGT, GYSGT, MSGT

INITIAL TRAINING SETTING: FORMAL

CONDITION: With or without the aid of reference, given a victim and personnel to be trained.

STANDARD: So that proper techniques are applied to unresponsive victims in emergency situations.

PERFORMANCE STEPS:

1. Maintain CPR certification.
2. Assess the individual.
3. Insure relief has been contacted.
4. Utilize the resuscitation techniques approved by the American Red Cross or American Heart Association.

REFERENCES:

1. American Red Cross Manual
 2. American Heart Association Manual
-

3006. 2500-LEVEL EVENTS

0911-COD-2501: Direct the execution of Close Order Drill

EVALUATION-CODED: NO **SUSTAINMENT INTERVAL:** 6 months

DESCRIPTION: It is the primary responsibility of a drill master within a command to ensure uniformity of Close Order Drill.

BILLETS: Drill Master, OCS Drill Master

GRADES: SSGT, GYSGT

INITIAL TRAINING SETTING: MOJT

CONDITION: With the aid of references, given units with or without arms.

STANDARD: So that all performance steps are accomplished in accordance with the Marine Corps Drill and Ceremonies Manual.

PERFORMANCE STEPS:

1. Ensure uniformity of Close Order Drill Evaluation.
2. Coordinate Close Order Drill of Parades/Ceremonies.

REFERENCES:

1. MCO P5060.20 Marine Corps Drill and Ceremonies Manual
-

0911-COD-2502: Supervise the instruction of Close Order Drill

EVALUATION-CODED: NO **SUSTAINMENT INTERVAL:** 6 months

BILLETS: Drill Instructor Trainer, Drill Master, OCS Drill Master, OCS Platoon Sergeant, OCS Sergeant Instructor, Chief Drill Instructor, Senior Drill Instructor

GRADES: SGT, SSGT, GYSGT

INITIAL TRAINING SETTING: MOJT

CONDITION: With the aid of references, given a unit leader and a drilling unit with or without arms.

STANDARD: So that Close Order Drill is instructed in accordance with the Marine Corps Drill and Ceremonies Manual.

PERFORMANCE STEPS:

1. Observe Close Order Drill session.
2. Determine discrepancies.
3. Direct corrective action.

REFERENCES:

1. MCO P5060.20 Marine Corps Drill and Ceremonies Manual
-

0911-COD-2503: Evaluate a unit leader

EVALUATION-CODED: NO

SUSTAINMENT INTERVAL: 12 months

BILLETS: OCS Drill Master, OCS Platoon Sergeant, OCS Sergeant Instructor, Drill Master

GRADES: SSGT, GYSGT

INITIAL TRAINING SETTING: MOJT

CONDITION: Without the aid of references, given a unit leader and a drilling unit with or without weapons.

STANDARD: So that all performance steps are accomplished in accordance with the Marine Corps Drill and Ceremonies Manual.

PERFORMANCE STEPS:

1. Evaluate unit leader actions.
2. Evaluate unit leader's knowledge of drill.

REFERENCES:

1. MCO P5060.20 Marine Corps Drill and Ceremonies Manual
-

0911-COD-2504: Evaluate Close Order Drill

EVALUATION-CODED: NO

SUSTAINMENT INTERVAL: 6 months

BILLETS: Drill Instructor Trainer, Drill Master, OCS Drill Master, OCS Platoon Sergeant, OCS Sergeant Instructor, Chief Drill Instructor

GRADES: SSGT, GYSGT

INITIAL TRAINING SETTING: MOJT

CONDITION: With the aid of references, given a unit leader and a drilling unit with or without arms.

STANDARD: So that all performance steps are accomplished in accordance with the Marine Corps Drill and Ceremonies Manual.

PERFORMANCE STEPS:

1. Brief conduct of execution.
2. Observe drilling unit.
3. Determine discrepancies.
4. Document performance.
5. Conduct debrief.

REFERENCES:

1. MCO P5060.20 Marine Corps Drill and Ceremonies Manual
-

0911-FIT-2511: Instruct combat conditioning training

EVALUATION-CODED: NO

SUSTAINMENT INTERVAL: 6 months

BILLETS: Drill Instructor Trainer, Physical Training Instructor, Chief Drill Instructor

GRADES: SGT, SSGT, GYSGT

INITIAL TRAINING SETTING: MOJT

CONDITION: In field or garrison environment, given Drill Instructors, personnel to be trained, support personnel, and with the aid of reference.

STANDARD: So that all recruits perform all techniques to standard in accordance with the reference.

PERFORMANCE STEPS:

1. Instruct the obstacle course.
2. Coordinate the instruction of the confidence course.
3. Instruct the combat endurance course.
4. Instruct a physical fitness test.
5. Instruct the circuit course.
6. Instruct the combat conditioning course.
7. Instruct a conditioning hike.
8. Instruct Developmental Exercises.
9. Instruct Combat Fitness Test.
10. Coordinate the instruction of Balance, Agility, Speed, and Explosive Strength (BASES).

REFERENCES:

1. DEPO 1510.30 MCRDSD Recruit Training SOP
 2. MCO P6100.12 W/CH 1 Marine Corps Physical Fitness Test and Body Composition Program Manual
 3. MCRDPI RTO MCRDPI Recruit Training Order
-

0911-FIT-2512: Supervise combat conditioning training

EVALUATION-CODED: NO

SUSTAINMENT INTERVAL: 6 months

BILLETS: Drill Instructor Trainer, Physical Training Instructor, Senior Drill Instructor, Chief Drill Instructor

GRADES: SGT, SSGT, GYSGT

INITIAL TRAINING SETTING: MOJT

CONDITION: In field or garrison environment, given drill instructors, personnel to be trained, and with the aid of reference.

STANDARD: So that all recruits perform all techniques to standard in accordance with the references.

PERFORMANCE STEPS:

1. Supervise the obstacle course.
2. Supervise the confidence course.
3. Supervise the combat endurance course.
4. Supervise a physical fitness test.
5. Supervise the circuit course.
6. Supervise the combat conditioning course.
7. Supervise a conditioning hike.
8. Supervise Developmental Exercises.
9. Supervise Combat Fitness Test.
10. Supervise Balance, Agility, Speed, Explosive Strength (BASES).

REFERENCES:

1. DEPO 1510.30 MCRDSD Recruit Training SOP
 2. MCO P6100.12 W/CH 1 Marine Corps Physical Fitness Test and Body Composition Program Manual
 3. MCRDPI RTO MCRDPI Recruit Training Order
-

0911-INST-2521: Evaluate a period of instruction

EVALUATION-CODED: NO

SUSTAINMENT INTERVAL: 6 months

BILLETS: Drill Instructor Trainer, Physical Training Instructor, Senior Drill Instructor, Chief Drill Instructor

GRADES: SGT, SSGT, GYSGT

INITIAL TRAINING SETTING: MOJT

CONDITION: With the aid of references, given training materials based on the recruit training POI, personnel to be trained, and an instructor.

STANDARD: So there is an efficient and effective transfer of knowledge, per the reference.

PERFORMANCE STEPS:

1. Review instruction material.
2. Evaluate the instructor's performance.
3. Provide feedback to the instructor.

REFERENCES:

1. Systems Approach to Training
-

0911-INST-2522: Supervise the conduct of the Crucible

EVALUATION-CODED: NO

SUSTAINMENT INTERVAL: 6 months

BILLETS: Drill Instructor Trainer, Chief Drill Instructor, Senior Drill Instructor

GRADES: SSGT, GYSGT

INITIAL TRAINING SETTING: MOJT

CONDITION: Given curriculum materials, drill instructors, personnel to be trained, a training facility, and with the aid of the references.

STANDARD: In accordance with PI DEPO P1513.8/SD DEPO Crucible Handbook.

PERFORMANCE STEPS:

1. Supervise historical lessons.
2. Supervise proper conduct of crucible events.
3. Supervise Team Leaders.
4. Supervise the evaluation of recruits.
5. Supervise the reinforcement of Marine Corps "Warrior Ethos".
6. Supervise the reinforcement of Marine Corps Value Based Training.
7. Supervise the reinforcement of Marine Corps Core Values.

REFERENCES:

1. DEPO 1510.30 MCRD SD SOP for Recruit Training
 2. DEPO 1513.6 MCRD PI Recruit Training Order
 3. MCO 1500.58 Marine Corps Mentoring Program (MCMP)
 4. MCWP 6-11 Leading Marines
 5. MCRP 6-11B W/CH 1 Marine Corps Values: A User's Guide for Discussion Leaders
 6. NAVMC 3500.18 Marine Corps Common Skills (Volume 1)
 7. DEPO P1513.8 Parris Island Depot Crucible Operations Order
 8. SD DEPO Crucible Handbook
-

0911-LEAD-2531: Counsel Candidates

EVALUATION-CODED: NO

SUSTAINMENT INTERVAL: 6 months

BILLETS: OCS Company First Sergeant, OCS Company Gunnery Sergeant, OCS Platoon Sergeant, OCS Sergeant Instructor

GRADES: SSGT, GYSGT, 1STSGT

INITIAL TRAINING SETTING: MOJT

CONDITION: Given candidates in the Officer Candidate School environment, and with the aid of references.

STANDARD: So that every candidate is counseled with appropriate documentation, and all aspects of counseling contained in the performance steps are covered.

PERFORMANCE STEPS:

1. Note each candidate's performance.
2. Execute verbal correction, as required.
3. Produce appropriate written documentation, as required.
4. Issue appropriate written documentation, as required.

REFERENCES:

1. MCO 1500.58 Marine Corps Mentoring Program (MCMP)
 2. OCSO P1530.3 OCS Standard Operating Procedures
-

0911-LEAD-2532: Evaluate candidates

EVALUATION-CODED: NO

SUSTAINMENT INTERVAL: 6 months

BILLETS: OCS Company First Sergeant, OCS Company Gunnery Sergeant, OCS Platoon Sergeant, OCS Sergeant Instructor

GRADES: SSGT, GYSGT, 1STSGT

INITIAL TRAINING SETTING: MOJT

CONDITION: Given candidates in the Officer Candidate School environment, and with the aid of references.

STANDARD: So that all candidates in the unit have been considered, in accordance with the references.

PERFORMANCE STEPS:

1. Note each candidate's performance.
2. Produce appropriate written documentation, as required.
3. Issue appropriate written documentation, as required.

REFERENCES:

1. MCO 1500.58 Marine Corps Mentoring Program (MCMP)
 2. OCSO P1530.3 OCS Standard Operating Procedures
-

0911-LEAD-2533: Lead a drill instructor student squad

EVALUATION-CODED: NO

SUSTAINMENT INTERVAL: 6 months

BILLETS: Drill Instructor Trainer

GRADES: SSGT, GYSGT

INITIAL TRAINING SETTING: MOJT

CONDITION: Given drill instructor students, and with the aid of references.

STANDARD: So that all performance steps are accomplished.

PERFORMANCE STEPS:

1. Evaluate the mental potential of a Marine to be a drill instructor.
2. Evaluate the moral potential of a Marine to be a drill instructor.
3. Evaluate the physical potential of a Marine to be a drill instructor.
4. Evaluate the leadership potential of a Marine to be a Drill Instructor.
5. Mentor drill instructor students.

REFERENCES:

1. MCO 1500.58 Marine Corps Mentoring Program (MCMP)
 2. DEPO 1510.28_ DI School SOP
-

0911-LEAD-2534: Lead a recruit training platoon

EVALUATION-CODED: NO **SUSTAINMENT INTERVAL:** 6 months

BILLETS: Senior Drill Instructor, Chief Drill Instructor

GRADES: SGT, SSGT, GYSGT

INITIAL TRAINING SETTING: FORMAL

CONDITION: Given drill instructors, trainees in a recruit training environment, and with the aid of references.

STANDARD: So that all personal problems are identified, drill instructors are trained and counseled, recruits are informed about their progress, and have their progress documented.

PERFORMANCE STEPS:

1. Supervise Drill Instructors.
2. Mentor Drill Instructors.
3. Counsel Drill Instructors.
4. Ensure stress management is accomplished.
5. Enforce regulations.
6. Supervise recruits.
7. Mentor Recruits.
8. Counsel recruits via MCTIMS.
9. Supervise conduct of platoon training.
10. Verify correctness of administrative matters within the platoon.

REFERENCES:

1. DEPO 1510.30 MCRDSD Recruit Training SOP
 2. MCO 1500.58 Marine Corps Mentoring Program (MCMP)
 3. MCRDPI RTO MCRDPI Recruit Training Order
-

0911-LEAD-2535: Lead a recruit training series

EVALUATION-CODED: NO **SUSTAINMENT INTERVAL:** 6 months

BILLETS: Chief Drill Instructor

GRADES: SSGT, GYSGT

INITIAL TRAINING SETTING: MOJT

CONDITION: Given drill instructors, trainees in a recruit training environment, and with the aid of references.

STANDARD: By completing all performance steps in accordance with DEPO 1510.32/MCRDPI RTO MCRDPI.

PERFORMANCE STEPS:

1. Supervise Senior Drill Instructors.
2. Mentor Senior Drill Instructors.
3. Council Senior Drill Instructors.
4. Advise Series Commander.
5. Assist Company Commander with verification and accuracy of end of cycle paperwork and reports.
6. Ensure proper training of junior Drill Instructors.
7. Coordinate with outside agencies.

REFERENCES:

1. DEPO 1510.30 MCRDSD Recruit Training SOP
 2. MCO 1500.58 Marine Corps Mentoring Program (MCMP)
 3. MCRDPI RTO MCRDPI Recruit Training Order
-

0911-LEAD-2036: Inspect civilian clothing

EVALUATION-CODED: NO

SUSTAINMENT INTERVAL: 6 months

BILLETS: OCS Platoon Sergeant, OCS Sergeant Instructor

GRADES: SGT, SSGT, GYSGT, MSGT, 1STSGT, MGYSGT, SGTMAJ

INITIAL TRAINING SETTING: MOJT

CONDITION: Given commander's guidance, designated civilian clothing, a candidate or unit of candidates, and references.

STANDARD: So that all pieces of clothing fit, are serviceable, conform to the order, and are properly worn on every candidate.

PERFORMANCE STEPS:

1. Inspect civilian attire.
2. Inspect hygiene.

REFERENCES:

1. NAVMC 3500.18 Marine Corps Common Skills (Vol.1) T&R Manual
 2. OCSO P1530.3 OCS Standard Operating Procedures
 3. TM-10120-15/1B Uniform Fitting and Alteration
-

TMOS T&R MANUAL

CHAPTER 4

MOS 0913 INDIVIDUAL EVENTS

	<u>PARAGRAPH</u>	<u>PAGE</u>
PURPOSE	4000	4-2
EVENT CODING.	4001	4-2
INDEX OF EVENTS BY LEVEL.	4002	4-3
1000-LEVEL EVENTS	4003	4-6
2000-LEVEL EVENTS	4004	4-27

TMOS T&R MANUAL

CHAPTER 4

MOS 0913 INDIVIDUAL EVENTS

4000. PURPOSE. This chapter details the individual events that pertain to MOS 0913, Marine Combat Instructor. Each individual event provides an event title, along with the conditions events will be performed under, and the standard to which the event must be performed to be successful.

4001. EVENT CODING. Events in the T&R Manual are depicted with an up-to-12-field alphanumeric system, i.e. 0913-CMBH-1001. This chapter utilizes the following methodology:

a. Field one - Most events in this chapter begins with "0913" indicating that the event is for Marine Combat Instructors.

b. Field two - This field is alpha characters indicating a functional area. Functional areas for Marine Combat Instructors are:

- CMBH - Combat Hunter
- COMM - Communications
- COND - Combat Conditioning
- CPFA - Casualty Prevention and First Aid
- DEF - Defensive Tactical Measures and Operations
- IMPL - Implement
- LEAD - Leadership
- M16 - M16 Events
- M203 - M203 Events
- M240 - M240 Events
- M249 - M249 Events
- MUNI - Munitions
- NAV - Land Navigation
- OFF - Offensive Tactical Measures and Operations
- OPTS - Optics
- PAT - Patrolling

c. Field three - This field provides event level and numerical sequencing. Event levels for Marine Combat Instructors are:

- 1000 - Core skills

4002. INDEX OF INDIVIDUAL EVENTS

1. 1000-LEVEL EVENTS

EVENT	DESCRIPTION	PAGE
	COMBAT HUNTER	
0913-CMBH-1001	Apply the decision cycle (Observe, Orient, Decide, Act) OODA process	4-5
0913-CMBH-1002	Lead an observation event	4-5
0913-CMBH-1003	Lead a combat profiling event	4-6
0913-CMBH-1004	Lead a spoor interpretation event	4-7
	COMMUNICATIONS	
0913-COMM-1001	Supervise VHF radio communication operations	4-7
	COMBAT CONDITIONING	
0913-COND-1001	Supervise a combat conditioning event	4-8
0913-COND-1002	Complete a 20 kilometer conditioning hike	4-8
	CASUALTY PREVENTION AND FIRST AID	
0913-CPFA-1001	Lead a Tactical Combat Casualty Care (TCCC) event	4-9
0913-CPFA-1042	Perform cardiopulmonary resuscitation (CPR)	4-9
	DEFENSIVE TACTICAL MEASURES AND OPERATIONS	
0913-DEF-1001	Lead a defensive operation	4-10
	LEADERSHIP	
0913-LEAD-1001	Issue an order	4-11
0913-LEAD-1002	Lead a training event	4-12
0913-LEAD-1003	Perform as a Point Safety Officer (PSO) for a live fire event	4-12
0913-LEAD-1004	Lead a value based guided discussion	4-13
0913-LEAD-1071	Inspect students	4-14
0913-LEAD-1073	Counsel personnel	4-14
0913-LEAD-1074	Drill a unit	4-15
	M16 EVENTS	
0913-M16-1001	Supervise a combat marksmanship event	4-16
	M203 EVENTS	
0913-M203-1001	Supervise M203 grenade launcher day qualification	4-16
	M240 EVENTS	
0913-M240-1001	Supervise M240 medium machinegun operations	4-17
0913-M240-1002	Supervise engaging targets with M240 medium machinegun	4-18
	M249 EVENTS	
0913-M249-1001	Supervise M249 Squad Automatic Weapon (SAW) operations	4-19
0913-M249-1002	Supervise engaging targets with an M249 Squad Automatic Weapon	4-20
	MUNITIONS	
0913-MUNI-1001	Lead grenade employment	4-21
0913-MUNI-1112	Coach light anti-armor weapon target engagement	4-21
	LAND NAVIGATION	
0913-NAV-1001	Conduct land navigation	4-22
	OFFENSIVE TACTICAL MEASURES AND OPERATIONS	
0913-OFF-1001	Lead an offensive event	4-23
	OPTICS	
0913-OPTS-1001	Operate optical devices	4-24

PATROLLING		
0913-PAT-1001	Lead a patrol event	4-24
0913-PAT-1002	Lead a military operation in urban terrain	4-25
IMPLEMENT		
FSIC-IMPI-2101	Prepare for Instruction	4-27
FSIC-IMPI-2102	Employ Instructional Communication	4-27
FSIC-IMPI-2103	Conduct a Lesson	4-28
FSIC-IMPI-2104	Conduct After Lesson Management	4-28

4003. 1000-LEVEL EVENTS

0913-CMBH-1001: Apply the decision cycle (Observe, Orient, Decide, Act) OODA process

EVALUATION-CODED: NO

SUSTAINMENT INTERVAL: 12 months

MOS PERFORMING: 0913

BILLETS: Marine Combat Instructor

GRADES: CPL, SGT, SSGT, GYSGT

INITIAL TRAINING SETTING: FORMAL

CONDITION: Given a scenario with implied and specified objectives.

STANDARD: In order to accomplish the mission.

PERFORMANCE STEPS:

1. Observe the situation.
2. Orient your mental process to the situation.
3. Decide a course of action.
4. Act on decision.
5. Repeat steps 1 through 4, as required.
6. Report information as required.

REFERENCES:

1. MCIP 3-11.01 Combat Hunter Operations (Draft)

SUPPORT REQUIREMENTS:

RANGE/TRAINING AREA:

Facility Code 17963 MOUT Collective Training Facility (Large)

Facility Code 17410 Maneuver/Training Area, Light Forces

0913-CMBH-1002: Lead an observation event

EVALUATION-CODED: NO

SUSTAINMENT INTERVAL: 12 months

MOS PERFORMING: 0913

BILLETS: Marine Combat Instructor

GRADES: CPL, SGT, SSGT, GYSGT

INITIAL TRAINING SETTING: FORMAL

CONDITION: Given students and a training area.

STANDARD: To ensure student mastery.

PERFORMANCE STEPS:

1. Review the Master Lesson File.
2. Establish an observation lane.
3. Conduct orientation briefs.
4. Conduct observation event.
5. Assess student performance.
6. Debrief the student.
7. Conduct remediation as necessary.

REFERENCES:

1. MCIP 3-11.01 Combat Hunter Operations (Draft)

SUPPORT REQUIREMENTS:

RANGE/TRAINING AREA:

Facility Code 17410 Maneuver/Training Area, Light Forces

0913-CMBH-1003: Lead a combat profiling event

EVALUATION-CODED: NO

SUSTAINMENT INTERVAL: 12 months

MOS PERFORMING: 0913

BILLETS: Marine Combat Instructor

GRADES: CPL, SGT, SSGT, GYSGT

INITIAL TRAINING SETTING: FORMAL

CONDITION: Given students and an area to observe that contains anomalies.

STANDARD: To ensure student mastery.

PERFORMANCE STEPS:

1. Review the Master Lesson File.
2. Establish an observation lane.
3. Conduct orientation briefs.
4. Conduct combat profiling event.
5. Assess student performance.
6. Debrief the student.
7. Conduct remediation as necessary.

REFERENCES:

1. MCIP 3-11.01 Combat Hunter Operations (Draft)

SUPPORT REQUIREMENTS:

RANGE/TRAINING AREA:

Facility Code 17410 Maneuver/Training Area, Light Forces

0913-CMBH-1004: Lead a spoor interpretation event

EVALUATION-CODED: NO

SUSTAINMENT INTERVAL: 12 months

MOS PERFORMING: 0913

BILLETS: Marine Combat Instructor

GRADES: CPL, SGT, SSGT, GYSGT

INITIAL TRAINING SETTING: FORMAL

CONDITION: Given students and a training area.

STANDARD: To ensure student mastery.

PERFORMANCE STEPS:

1. Review the Master Lesson File.
2. Establish a spoor pit.
3. Conduct orientation briefs.
4. Conduct spoor event.
5. Assess student performance.
6. Debrief the student.
7. Conduct remediation as necessary.

REFERENCES:

1. MCIP 3-11.01 Combat Hunter Operations (Draft)

SUPPORT REQUIREMENTS:

RANGE/TRAINING AREA:

Facility Code 17410 Maneuver/Training Area, Light Forces

0913-COMM-1001: Supervise VHF radio communication operations

EVALUATION-CODED: NO

SUSTAINMENT INTERVAL: 12 months

MOS PERFORMING: 0913

BILLETS: Marine Combat Instructor

GRADES: CPL, SGT, SSGT, GYSGT

INITIAL TRAINING SETTING: FORMAL

CONDITION: Given students, training area, an SL-3 complete VHF radio set, batteries, and frequency.

STANDARD: To ensure student mastery.

PERFORMANCE STEPS:

1. Review the Master Lesson File.
2. Establish a communications lane.

3. Conduct orientation briefs.
4. Conduct VHF radio communications event.
5. Assess student performance.
6. Debrief the student.
7. Conduct remediation as necessary.

REFERENCES :

1. TM 11-5820-890-10-1 Radio Set, AN/PRC-119
-

0913-COND-1001: Supervise a combat conditioning event

EVALUATION-CODED: NO

SUSTAINMENT INTERVAL: 12 months

MOS PERFORMING: 0913

BILLETS: Marine Combat Instructor

GRADES: CPL, SGT, SSGT, GYSGT

INITIAL TRAINING SETTING: FORMAL

CONDITION: Given students.

STANDARD: To prepare the students for the rigors of combat.

PERFORMANCE STEPS:

1. Review the Master Lesson File.
2. Establish physical training environment.
3. Conduct orientation briefs.
4. Conduct a combat conditioning event.
5. Assess student performance.
6. Debrief the student.
7. Conduct remediation as necessary.

REFERENCES :

1. MCRP 3-02A Marine Physical Readiness Training for Combat
-

0913-COND-1002: Complete a 20 kilometer conditioning hike

EVALUATION-CODED: NO

SUSTAINMENT INTERVAL: 12 months

MOS PERFORMING: 0913

BILLETS: Marine Combat Instructor

GRADES: CPL, SGT, SSGT, GYSGT

INITIAL TRAINING SETTING: FORMAL

CONDITION: Given an existence load and assigned individual weapon.

STANDARD: In accordance with school SOP.

PERFORMANCE STEPS:

1. Prepare individual equipment for the hike.
2. Hydrate in preparation for the hike.
3. Maintain interval.
4. Maintain individual equipment accountability.
5. Conduct cool down at the conclusion of the hike.

REFERENCES:

1. MCRP 3-02A Marine Physical Readiness Training for Combat

MISCELLANEOUS:

ADMINISTRATIVE INSTRUCTIONS: 5K, 10K, 15K conditioning hikes must be conducted prior to executing this event.

0913-CPFA-1001: Lead a Tactical Combat Casualty Care (TCCC) event

EVALUATION-CODED: NO

SUSTAINMENT INTERVAL: 12 months

MOS PERFORMING: 0913

BILLETS: Marine Combat Instructor

GRADES: CPL, SGT, SSGT, GYSGT

INITIAL TRAINING SETTING: FORMAL

CONDITION: Given students, a training area, IFAK, and a simulated casualty.

STANDARD: To ensure student mastery.

PERFORMANCE STEPS:

1. Review the Master Lesson File.
2. Establish tactical combat casualty care training lane.
3. Conduct orientation briefs.
4. Conduct a care under fire event.
5. Conduct a tactical field care event.
6. Assess student performance.
7. Debrief the student.
8. Conduct remediation as necessary.

REFERENCES:

1. 0323039863 Pre-Hospital Trauma Life Support, Military Version, Current Edition
-

0913-CPFA-1042: Perform cardiopulmonary resuscitation (CPR)

EVALUATION-CODED: NO

SUSTAINMENT INTERVAL: 12 months

MOS PERFORMING: 0913

BILLETS: Marine Combat Instructor

GRADES: CPL, SGT, SSGT, GYSGT

INITIAL TRAINING SETTING: FORMAL

CONDITION: Given an unconscious casualty who is not breathing and does not have a pulse,

STANDARD: by keeping oxygenated blood flowing through the casualty's body.

PERFORMANCE STEPS:

1. Evaluate the casualty.
2. Open the airway.
3. Move your hand that is closest to the casualty's legs to his chest.
4. Run your index and middle fingers up the lower edge of the casualty's rib cage.
5. Locate the notch at the bottom center of the casualty's rib cage.
6. Keep your middle finger in this notch and your index finger on the sternum/breast bone.
7. Place the heel of your hand closest to the casualty's head on the sternum next to, but not covering your index finger.
8. Place your other hand on top of your hand that is on the casualty's chest.
9. Bend from your hips with your arms extended and locked, and compress the casualty's chest with your upper body weight falling straight down from the shoulders.
10. Depress the sternum 1½ to 2 inches.
11. Give 15 compressions at the rate of 80 to 100 per minute.
12. Give 2 rescue breaths.
13. Check the pulse and breathing after 1 minute (every 4th cycle).
14. Seek medical aid and continue CPR until a pulse returns or medical aid arrives.
15. If the casualty regains a pulse, continue rescue breathing until breathing resumes or medical aid arrives.

REFERENCES:

1. MCRP 3-02G First Aid (Dec 02)

0913-DEF-1001: Lead a defensive operation

EVALUATION-CODED: NO

SUSTAINMENT INTERVAL: 12 months

MOS PERFORMING: 0913

BILLETS: Marine Combat Instructor

GRADES: CPL, SGT, SSGT, GYSGT

INITIAL TRAINING SETTING: FORMAL

CONDITION: Given students with individual weapons/equipment and a training area.

STANDARD: To ensure student mastery.

PERFORMANCE STEPS:

1. Review the Master Lesson File.
2. Establish a defensive training area.
3. Conduct orientation briefs.
4. Establish defensive positions.
5. Supervise continuing actions.
6. Assess student performance.
7. Debrief the student.
8. Conduct remediation as necessary.

REFERENCES:

1. MCWP 3-11.2 Marine Rifle Squad

SUPPORT REQUIREMENTS:

RANGE/TRAINING AREA: Facility Code 17413 Field Training Area

0913-LEAD-1001: Issue an order

EVALUATION-CODED: NO

SUSTAINMENT INTERVAL: 12 months

MOS PERFORMING: 0913

BILLETS: Marine Combat Instructor

GRADES: CPL, SGT, SSGT, GYSGT

INITIAL TRAINING SETTING: FORMAL

CONDITION: Given an order and a terrain model kit.

STANDARD: To prepare students for the assigned mission.

PERFORMANCE STEPS:

1. Issue a warning order.
2. Construct a terrain model.
3. Issue a five paragraph order.
4. Issue a fragmentary order.

REFERENCES:

1. MCWP 3-11.2 Marine Rifle Squad
2. MCWP 3-11.3 Scouting and Patrolling

SUPPORT REQUIREMENTS:

RANGE/TRAINING AREA: Facility Code 17410 Maneuver/Training Area, Light Forces

0913-LEAD-1002: Lead a training event

EVALUATION-CODED: NO

SUSTAINMENT INTERVAL: 12 months

MOS PERFORMING: 0913

BILLETS: Marine Combat Instructor

GRADES: CPL, SGT, SSGT, GYSGT

INITIAL TRAINING SETTING: FORMAL

CONDITION: Given students, training schedule, Master Lesson File (MLF), and required resources.

STANDARD: To ensure student mastery.

PERFORMANCE STEPS:

1. Review the Master Lesson File.
2. Set up training.
3. Implement training.
4. Evaluate training.
5. Conduct after action review.

REFERENCES:

1. MCRP 3-0B How to Conduct Training
-

0913-LEAD-1003: Perform as a Point Safety Officer (PSO) for a live fire event

EVALUATION-CODED: NO

SUSTAINMENT INTERVAL: 12 months

MOS PERFORMING: 0913

BILLETS: Marine Combat Instructor

GRADES: CPL, SGT, SSGT, GYSGT

INITIAL TRAINING SETTING: FORMAL

CONDITION: Given students, weapons, and ammunition, while wearing fighting loads.

STANDARD: In accordance with DA-PAM 385-63.

PERFORMANCE STEPS:

1. Review the Master Lesson File/range regulations associated with the event.
2. Establish a training area.
3. Conduct safety brief.
4. Execute the duties of a Point Safety Officer for a grenade event.
5. Execute the duties of a Point Safety Officer for sub-munitions.
6. Execute the duties of a Point Safety Officer for small arms weapon event.
7. Execute the duties of a Point Safety Officer for a machinegun event.
8. Execute the duties of a Point Safety Officer for fire and movement.

9. Execute the duties of a Point Safety Officer for a combat marksmanship event.
10. Conduct time critical risk assessments/controls.
11. Debrief the students.

REFERENCES:

1. 1500.3M School Order
2. DA PAM 385-63 Department of the Army Range Safety
3. MCO 3574.2_ Marine Corps Combat Marksmanship Program
4. MCRP 3-01A Rifle Marksmanship
5. P1510.1 School Order

SUPPORT REQUIREMENTS:

RANGE/TRAINING AREA:

Facility Code 17580 Machine Gun Transition Range
Facility Code 17810 Live Hand Grenade Range
Facility Code 17962 MOUT Collective Training Facility (Small)
Facility Code 17730 Fire and Movement Range
Facility Code 17610 Grenade Launcher Range
Facility Code 17410 Maneuver/Training Area, Light Forces
Facility Code 17502 Non-Standard Small Arms Range

0913-LEAD-1004: Lead a value based guided discussion

EVALUATION-CODED: NO

SUSTAINMENT INTERVAL: 12 months

MOS PERFORMING: 0913

BILLETS: Marine Combat Instructor

GRADES: CPL, SGT, SSGT, GYSGT

INITIAL TRAINING SETTING: FORMAL

CONDITION: Given students, a subject, and a training area.

STANDARD: In accordance with MCRP 6-11B.

PERFORMANCE STEPS:

1. Review subject material.
2. Prepare for guided discussion.
3. Establish the ground rules for discussion.
4. Conduct guided discussion.
5. Summarize discussion.

REFERENCES:

1. MCRP 6-11B Marine Corps Values: A User's Guide for Discussion Leaders
-

0913-LEAD-1071: Inspect students

EVALUATION-CODED: NO

SUSTAINMENT INTERVAL: 12 months

MOS PERFORMING: 0913

BILLETS: Marine Combat Instructor

GRADES: CPL, SGT, SSGT, GYSGT

INITIAL TRAINING SETTING: FORMAL

CONDITION: Given a warning order.

STANDARD: To ensure the student is prepared for the mission in accordance with the warning order.

PERFORMANCE STEPS:

1. Issue warning order.
2. Allot time for students to prepare uniforms or equipment.
3. Conduct pre-inspections.
4. Assist students in preparation.
5. Supervise.
6. Conduct final inspections.
7. Counsel students as required.

REFERENCES:

1. 1500.3M School Order
 2. MCWP 3-11.2 Marine Rifle Squad
 3. P1510.1 School Order
-

0913-LEAD-1073: Counsel personnel

EVALUATION-CODED: NO

SUSTAINMENT INTERVAL: 12 months

MOS PERFORMING: 0913

BILLETS: Marine Combat Instructor

GRADES: CPL, SGT, SSGT, GYSGT

INITIAL TRAINING SETTING: FORMAL

CONDITION: Given a situation and individual requiring counseling.

STANDARD: By defining the problem and initiating a course of action to alleviate the issue.

PERFORMANCE STEPS:

1. Identify situation or behavior.
2. Determine the counseling method.
3. Determine which approach would be more effective for the given situation.
4. Define the problem.

5. Make referrals when necessary.
6. Follow through.
7. Document the counseling.

REFERENCES:

1. 1500.3M School Order
2. NAVMC 2795 United States Marine Corps User Guide to Counseling
3. P1510.1 School Order

0913-LEAD-1074: Drill a unit

EVALUATION-CODED: NO

SUSTAINMENT INTERVAL: 12 months

MOS PERFORMING: 0913

BILLETS: Marine Combat Instructor

GRADES: CPL, SGT, SSGT, GYSGT

INITIAL TRAINING SETTING: FORMAL

CONDITION: Given a unit and a drill card.

STANDARD: By achieving eighty percent mastery of the movements on the drill card.

PERFORMANCE STEPS:

1. Form the unit.
2. Execute stationary manual of arms.
3. Execute at ease.
4. Execute side step, left and right.
5. Align the platoon.
6. Execute count off on line.
7. Execute right face.
8. Close the interval, while the column is halted.
9. Extend the unit while marching.
10. Execute column movements underway.
11. Execute left oblique.
12. Execute half step.
13. Execute flanking movements.
14. March the unit to the rear.
15. Execute an eyes right.
16. Fall the unit out.

REFERENCES:

1. MCO P5060.20 Marine Corps Drill and Ceremonies Manual

SUPPORT REQUIREMENTS:

RANGE/TRAINING AREA:

Facility Code 17960 Parade and Drill Field

0913-M16-1001: Supervise a combat marksmanship event

EVALUATION-CODED: NO

SUSTAINMENT INTERVAL: 12 months

MOS PERFORMING: 0913

BILLETS: Marine Combat Instructor

GRADES: CPL, SGT, SSGT, GYSGT

INITIAL TRAINING SETTING: FORMAL

CONDITION: Given students with a service rifle/carbine, optics, targets, and ammunition, while wearing a fighting load.

STANDARD: To ensure students qualify.

PERFORMANCE STEPS:

1. Review the Master Lesson File.
2. Establish a combat marksmanship range.
3. Conduct orientation briefs.
4. Coach zeroing of optics.
5. Conduct a combat marksmanship event.
6. Assess student performance.
7. Debrief the student.
8. Conduct remediation as necessary.

REFERENCES:

1. MCO 3574.2_ Marine Corps Combat Marksmanship Program
2. MCRP 3-01A Rifle Marksmanship
3. TM 10470B-OI/I Operator's and Field Maintenance Manual for the Advanced Target Pointer Illuminator Aiming Light (AN/PEQ-15)
4. TM 10471A-12&P/1 Laser Boresight System

MISCELLANEOUS:

ADMINISTRATIVE INSTRUCTIONS:

1. Use night vision devices and/or RCO if on unit's T/E, if not, use iron sights.
2. This task should be trained to standard with the individual small-arms marksmanship trainer (ISMT) prior to the expenditure of live rounds.
3. AN/PEQ-15 and AN/PVS-14 are required to execute this event.
4. This event covers table 3 day, low light, table 4 day, and night.

0913-M203-1001: Supervise M203 grenade launcher day qualification

EVALUATION-CODED: NO

SUSTAINMENT INTERVAL: 12 months

MOS PERFORMING: 0913

BILLETS: Marine Combat Instructor

GRADES: CPL, SGT, SSGT, GYSGT

INITIAL TRAINING SETTING: FORMAL

CONDITION: Given students with an SL-3 complete M203 grenade launcher, 21 training practice rounds, and targets from 90 to 350 meters, while wearing a fighting load.

STANDARD: To ensure the students achieve impacts on target with 2 of 3 rounds at each of the 5 stations within the effective casualty radius of the grenade.

PERFORMANCE STEPS:

1. Review the Master Lesson File.
2. Establish the training area.
3. Conduct orientation/safety briefs.
4. Conduct weapons handling event.
5. Coach day qualification.
6. Supervise operator maintenance.
7. Assess student performance.
8. Debrief the student.
9. Conduct remediation as necessary.

REFERENCES:

1. FM 3-22.31 40-mm Grenade Launchers M203 and M79
2. MCWP 3-11.2 Marine Rifle Squad
3. TM 9-1010-221-10 Operator's Manual Grenade Launcher 40-MM, M203 w/ch 1-4 (17 Dec 84)

SUPPORT REQUIREMENTS:

ORDNANCE:

<u>DODIC</u>	<u>Quantity</u>
B519 Cartridge, 40mm Target Practice M781	21

RANGE/TRAINING AREA:

Facility Code 17610 Grenade Launcher Range

MISCELLANEOUS:

ADMINISTRATIVE INSTRUCTIONS: This is a lead event for the instructor. The ammunition depicted in this event is identified for each student the instructor is evaluating.

0913-M240-1001: Supervise M240 medium machinegun operations

EVALUATION-CODED: NO

SUSTAINMENT INTERVAL: 12 months

MOS PERFORMING: 0913

BILLETS: Marine Combat Instructor

GRADES: CPL, SGT, SSGT, GYSGT

INITIAL TRAINING SETTING: FORMAL

CONDITION: Given students, an SL-3 complete M240 medium machinegun, and dummy ammunition, while wearing a fighting load.

STANDARD: In accordance with MCWP 3-15.1.

PERFORMANCE STEPS:

1. Review the Master Lesson File.
2. Establish a training area.
3. Conduct orientation briefs.
4. Supervise mounting procedures.
5. Supervise operating procedures (weapons conditions, loading, unloading, clear, and barrel change).
6. Supervise immediate action procedures.
7. Supervise remedial action procedures.
8. Supervise operator maintenance.
9. Assess student performance.
10. Debrief the student.
11. Conduct remediation as necessary.

REFERENCES:

1. MCWP 3-15.1 Machineguns and Machinegun Gunnery
 2. TM 08670A-10/1A Operator's Manual, Machinegun, 7.62mm, M240
-

0913-M240-1002: Supervise engaging targets with M240 medium machinegun

EVALUATION-CODED: NO

SUSTAINMENT INTERVAL: 12 months

MOS PERFORMING: 0913

BILLETS: Marine Combat Instructor

GRADES: CPL, SGT, SSGT, GYSGT

INITIAL TRAINING SETTING: FORMAL

CONDITION: Given a student with an SL-3 complete M240 medium machinegun, 232 rounds of ammunition, and targets between 500 to 900 meters, while wearing a fighting load.

STANDARD: To ensure the student attains effects on target.

PERFORMANCE STEPS:

1. Review the Master Lesson File.
2. Establish a training area.
3. Conduct orientation/safety briefs.
4. Coach field zeroing.
5. Give the student initial/subsequent fire commands.
6. Coach target engagement (fixed, deep, wide, and oblique).
7. Supervise immediate action procedures, as required.
8. Supervise remedial action procedures, as required.
9. Assess student performance.
10. Debrief the student.
11. Conduct remediation as necessary.

REFERENCES:

1. MCWP 3-15.1 Machineguns and Machinegun Gunnery

SUPPORT REQUIREMENTS:

ORDNANCE:

<u>DODIC</u>	<u>Quantity</u>
A131 Cartridge, 7.62mm 4 Ball M80/1 Trace	232

RANGE/TRAINING AREA:

Facility Code 17581 Machine Gun Field Fire Range
Facility Code 17580 Machine Gun Transition Range

MISCELLANEOUS:

ADMINISTRATIVE INSTRUCTIONS: This is a lead event for the instructor. The ammunition depicted in this event is identified for each student the instructor is evaluating.

0913-M249-1001: Supervise M249 Squad Automatic Weapon (SAW) operations

EVALUATION-CODED: NO

SUSTAINMENT INTERVAL: 12 months

MOS PERFORMING: 0913

BILLETS: Marine Combat Instructor

GRADES: CPL, SGT, SSGT, GYSGT

INITIAL TRAINING SETTING: FORMAL

CONDITION: Given students, an SL-3 complete M249 Squad Automatic Weapon, and dummy ammunition, while wearing a fighting load.

STANDARD: In accordance with MCWP 3-15.1.

PERFORMANCE STEPS:

1. Review the Master Lesson File.
2. Establish a training area.
3. Conduct orientation briefs.
4. Supervise operating procedures (weapons conditions, loading, unloading, clear, and barrel change).
5. Supervise immediate action procedures.
6. Supervise remedial action procedures.
7. Supervise operator maintenance.
8. Assess student performance.
9. Debrief the student.
10. Conduct remediation as necessary.

REFERENCES:

1. MCWP 3-15.1 Machineguns and Machinegun Gunnery
2. TM 08671A-10/1A Operator's Manual, Machinegun, 5.56mm, M249

0913-M249-1002: Supervise engaging targets with an M249 Squad Automatic Weapon

EVALUATION-CODED: NO

SUSTAINMENT INTERVAL: 12 months

MOS PERFORMING: 0913

BILLETS: Marine Combat Instructor

GRADES: CPL, SGT, SSGT, GYSGT

INITIAL TRAINING SETTING: FORMAL

CONDITION: Given a student with an SL-3 complete M249 Squad Automatic Weapon, ammunition, and targets, while wearing a fighting load.

STANDARD: To ensure student mastery.

PERFORMANCE STEPS:

1. Review the Master Lesson File.
2. Establish a training area.
3. Conduct orientation/safety briefs.
4. Coach zeroing.
5. Supervise target engagement of Table I.
6. Coach field zero.
7. Give the student initial/subsequent fire commands.
8. Coach target engagement.
9. Supervise immediate action procedures, as required.
10. Supervise remedial action procedures, as required.
11. Assess student performance.
12. Debrief the student.
13. Conduct remediation as necessary.

REFERENCES:

1. MCWP 3-15.1 Machineguns and Machinegun Gunnery

SUPPORT REQUIREMENTS:

ORDNANCE:

<u>DODIC</u>	<u>Quantity</u>
A064 Cartridge, 5.56mm 4 Ball M855/1 Trac	312

RANGE/TRAINING AREA:

Facility Code 17582 Automated Multipurpose Machine Gun Range (MPMG)
Facility Code 17580 Machine Gun Transition Range

MISCELLANEOUS:

ADMINISTRATIVE INSTRUCTIONS: This is a lead event for the instructor. The ammunition depicted in this event is identified for each student the instructor is evaluating.

0913-MUNI-1001: Lead grenade employment

EVALUATION-CODED: NO

SUSTAINMENT INTERVAL: 12 months

MOS PERFORMING: 0913

BILLETS: Marine Combat Instructor

GRADES: CPL, SGT, SSGT, GYSGT

INITIAL TRAINING SETTING: FORMAL

CONDITION: Given a student with a grenade, while wearing a fighting load.

STANDARD: To ensure student mastery.

PERFORMANCE STEPS:

1. Review the Master Lesson File.
2. Establish a grenade employment range.
3. Conduct orientation briefs.
4. Conduct grenade employment event.
5. Assess student performance.
6. Debrief the student.
7. Conduct remediation as necessary.

REFERENCES:

1. FM 3-23.30 Grenades and Pyrotechnic Signals

SUPPORT REQUIREMENTS:

ORDNANCE:

<u>DODIC</u>	<u>Quantity</u>
G811 Grenade, Hand Practice Body M69	3
G878 Fuze, Hand Grenade Practice M228	9
G881 Grenade, Hand Fragmentation M67	1

RANGE/TRAINING AREA:

Facility Code 17810 Live Hand Grenade Range
Facility Code 17410 Maneuver/Training Area, Light Forces

MISCELLANEOUS:

ADMINISTRATIVE INSTRUCTIONS: This is a lead event for the instructor. The ammunition depicted in this event is identified for each student the instructor is evaluating.

0913-MUNI-1112: Coach light anti-armor weapon target engagement

EVALUATION-CODED: NO

SUSTAINMENT INTERVAL: 12 months

MOS PERFORMING: 0913

BILLETS: Marine Combat Instructor

GRADES: CPL, SGT, SSGT, GYSGT

INITIAL TRAINING SETTING: FORMAL

CONDITION: Given a trainee with a tracer bullet training device and 6 rounds ammunition, targets at 100, 200 and 300 meters, wearing a fighting load,

STANDARD: by ensuring that the trainee hits the target at least three times.

PERFORMANCE STEPS:

1. Handle weapon safely.
2. Prepare the weapon for firing.
3. Estimate the range to the target.
4. Respond to the firing commands.
5. Engage the target.
6. Perform immediate action, as required.

REFERENCES:

1. FM 3-23.25 Light Anti-Armor Weapons

SUPPORT REQUIREMENTS:

ORDNANCE:

<u>DODIC</u>	<u>Quantity</u>
A358 Cartridge, 9mm TP-T M939 for AT-4 Tr	6

RANGE/TRAINING AREA:

Facility Code 17502 Non-Standard Small Arms Range

0913-NAV-1001: Conduct land navigation

EVALUATION-CODED: NO

SUSTAINMENT INTERVAL: 12 months

MOS PERFORMING: 0913

BILLETS: Marine Combat Instructor

GRADES: CPL, SGT, SSGT, GYSGT

INITIAL TRAINING SETTING: FORMAL

CONDITION: Given a 1:50,000 scale military topographic map, lensatic compass, designated points, protractor, and pen, while wearing a fighting load.

STANDARD: By traversing 4 of 5 designated points during the day and 3 of 4 designated points at night.

PERFORMANCE STEPS:

1. Declinate compass.
2. Make navigation card.
3. Obtain daylight and darkness pace count.
4. Conduct day navigation.
5. Conduct night navigation.
6. Bypass an obstacle, as required.

7. Perform a deliberate offset, as required.
8. Conduct resections, as required.
9. Conduct intersections, as required.

REFERENCES:

1. FM 21-26 Map Reading and Land Navigation

SUPPORT REQUIREMENTS:

RANGE/TRAINING AREA: Facility Code 17412 Land Navigation Course

0913-OFF-1001: Lead an offensive event

EVALUATION-CODED: NO

SUSTAINMENT INTERVAL: 12 months

MOS PERFORMING: 0913

BILLETS: Marine Combat Instructor

GRADES: CPL, SGT, SSGT, GYSGT

INITIAL TRAINING SETTING: FORMAL

CONDITION: Given students with an individual weapon, and ammunition, while wearing a fighting load.

STANDARD: To ensure student mastery.

PERFORMANCE STEPS:

1. Review the Master Lesson File.
2. Establish a training area.
3. Conduct orientation/safety briefs.
4. Supervise detainee handling.
5. Supervise hand and arm signals.
6. Supervise individual movement.
7. Supervise combat formations.
8. Supervise IED training.
9. Supervise convoy operations.
10. Conduct fire and movement event.
11. Assess student performance.
12. Debrief the student.
13. Conduct remediation as necessary.

REFERENCES:

1. MCWP 3-11.2 Marine Rifle Squad

SUPPORT REQUIREMENTS:

ORDNANCE:

<u>DODIC</u>	<u>Quantity</u>
A059 Cartridge, 5.56mm Ball M855 10/Clip	150

RANGE/TRAINING AREA:

Facility Code 17410 Maneuver/Training Area, Light Forces

Facility Code 17962 MOUT Collective Training Facility (Small)
Facility Code 17730 Fire and Movement Range

MISCELLANEOUS:

ADMINISTRATIVE INSTRUCTIONS: This is a lead event for the instructor. The ammunition depicted in this event is identified for each student the instructor is evaluating.

0913-OPTS-1001: Operate optical devices

EVALUATION-CODED: NO

SUSTAINMENT INTERVAL: 12 months

MOS PERFORMING: 0913

BILLETS: Marine Combat Instructor

GRADES: CPL, SGT, SSGT, GYSGT

INITIAL TRAINING SETTING: FORMAL

CONDITION: Given an optical device, batteries, and wearing a fighting load.

STANDARD: To identify targets.

PERFORMANCE STEPS:

1. Inspect SL-3 components for accountability and serviceability.
2. Assemble/mount device.
3. Use controls and indicators.
4. Disassemble device.
5. Perform preventive maintenance.

REFERENCES:

1. TM 09500A-10/1A Operator Manual AN/PVS-7B&7D
2. TM 10091B/10092B-10/1 AN/PAS-13B(V)2 & 3 THERMAL SIGHT
3. TM 10271A-10/1 Operation Manual for the AN/PVS 14
4. TM 10470A-12&P/1A Operator's and Unit Maintenance Manual, Target Pointer Illuminator/Aiming Light, AN/PEQ-2A
5. TM 10796-12&P Operators Manual for AN/PVS-17/17B/17C Miniature Night Sight
6. TM 11-5855-213-10 Operator's Manual for Night Vision Sight Individual Served Weapon AN/PVS-4
7. TM 11-5855-214-10 Operator's Manual for Night Vision Sight, Crew-Served Weapon, AN/TVS-5
8. TM 11-5855-238-10 Operator's Manual for Night Vision Goggles Ground Use: AN/PVS-5 and AN/PVS-5A
9. TM 11-5855-262-10-2 Operator's Manual for Night Vision Goggles, AN/PVS-7B
10. TM 11-5855-301-12&P Operator's and Unit Maintenance Manual, Light, Aiming, Infrared, AN/PAQ-4B (IAL)
11. TM 11-5855-303-12&P AN/PVS-10 Night Vision Scope
12. TM 11-5860-201-10 Laser Infrared Observation Set AN/GVS-5

SUPPORT REQUIREMENTS:

RANGE/TRAINING AREA: Facility Code 17410 Maneuver/Training Area, Light Forces

0913-PAT-1001: Lead a patrol event

EVALUATION-CODED: NO

SUSTAINMENT INTERVAL: 12 months

MOS PERFORMING: 0913

BILLETS: Marine Combat Instructor

GRADES: CPL, SGT, SSGT, GYSGT

INITIAL TRAINING SETTING: FORMAL

CONDITION: Given a scenario, students with an individual weapon, and ammunition, while wearing a fighting load.

STANDARD: To ensure student mastery.

PERFORMANCE STEPS:

1. Review the Master Lesson File.
2. Establish a training area.
3. Conduct orientation briefs.
4. Issue order.
5. Conduct Pre-combat checks/Pre-combat inspections.
6. Conduct rehearsals.
7. Supervise passage of lines.
8. Supervise individual actions during a patrol.
9. Supervise immediate actions.
10. Supervise crossing danger areas.
11. Facilitate reporting.
12. Supervise re-entry of lines.
13. Assess student performance.
14. Debrief the student.
15. Conduct remediation as necessary.

REFERENCES:

1. MCRP 2-15.3B Reconnaissance Reports Guide
2. MCWP 3-11.2 Marine Rifle Squad
3. MCWP 3-11.3 Scouting and Patrolling

SUPPORT REQUIREMENTS:

ORDNANCE:

<u>DODIC</u>	<u>Quantity</u>
A080 Cartridge, 5.56mm Blank M200 Single	30

RANGE/TRAINING AREA:

Facility Code 17410 Maneuver/Training Area, Light Forces

MISCELLANEOUS:

ADMINISTRATIVE INSTRUCTIONS: This is a lead event for the instructor. The ammunition depicted in this event is identified for each student the instructor is evaluating.

0913-PAT-1002: Lead a military operation in urban terrain

EVALUATION-CODED: NO

SUSTAINMENT INTERVAL: 12 months

MOS PERFORMING: 0913

BILLETTS: Marine Combat Instructor

GRADES: CPL, SGT, SSGT, GYSGT

INITIAL TRAINING SETTING: FORMAL

CONDITION: Given a scenario, students with an individual weapon, and ammunition, while wearing a fighting load.

STANDARD: To ensure student mastery.

PERFORMANCE STEPS:

1. Review the Master Lesson File.
2. Establish training area.
3. Conduct orientation/safety briefs.
4. Supervise individual actions during movement.
5. Supervise individual actions during clearing operations.
6. Assess student performance.
7. Debrief the student.
8. Conduct remediation as necessary.

REFERENCES:

1. MCWP 3-35.3 Military Operations on Urbanized Terrain (MOUT)

SUPPORT REQUIREMENTS:

ORDNANCE:

<u>DODIC</u>	<u>Quantity</u>
AA12 Cartridge, 9mm FX Red Marking	50
AA21 Cartridge, 9mm FX Blue Marking	50
G811 Grenade, Hand Practice Body M69	1
G878 Fuze, Hand Grenade Practice M228	1

RANGE/TRAINING AREA:

Facility Code 17962 MOUT Collective Training Facility (Small)

MISCELLANEOUS:

ADMINISTRATIVE INSTRUCTIONS: This is a lead event for the instructor. The ammunition depicted in this event is identified for each student the instructor is evaluating.

4004. 2000-LEVEL EVENTS

FSIC-IMPI-2101: Prepare for Instruction

EVALUATION-CODED: NO

SUSTAINMENT INTERVAL: 3 months

GRADES: CPL, SGT, SSGT, GYSGT, MSGT, MGYSGT, WO-1, CWO-2, CWO-3, CWO-4, CWO-5, 2NDLT, 1STLT, CAPT, MAJ, LTCOL

INITIAL TRAINING SETTING: FORMAL

CONDITION: Given a Master Lesson File, an instructional setting, and references.

STANDARD: In accordance with the Systems Approach to Training (SAT) Manual chapter 4 sections 4100 and 4300.

PERFORMANCE STEPS:

1. Review course/training schedule.
2. Review lesson materials.
3. Assess time critical risk factors.
4. Prepare instructional environment.
5. Conduct rehearsals.

REFERENCES:

1. SAT MANUAL Systems Approach to Training Manual
-

FSIC-IMPI-2102: Employ Instructional Communication

EVALUATION-CODED: NO

SUSTAINMENT INTERVAL: 3 months

GRADES: CPL, SGT, SSGT, GYSGT, MSGT, MGYSGT, WO-1, CWO-2, CWO-3, CWO-4, CWO-5, 2NDLT, 1STLT, CAPT, MAJ, LTCOL

INITIAL TRAINING SETTING: FORMAL

CONDITION: Given a Master Lesson File, an instructional setting, and references.

STANDARD: In accordance with the Systems Approach to Training (SAT) Manual chapter 4 section 4400.

PERFORMANCE STEPS:

1. Employ verbal communication techniques.
2. Employ non-verbal communication techniques.
3. Employ listening techniques.
4. Employ questioning techniques.
5. Employ facilitation techniques.

REFERENCES:

1. SAT MANUAL Systems Approach to Training Manual
-

FSIC-IMPI-2103: Conduct a Lesson

EVALUATION-CODED: NO

SUSTAINMENT INTERVAL: 3 months

GRADES: CPL, SGT, SSGT, GYSGT, MSGT, MGYSGT, WO-1, CWO-2, CWO-3, CWO-4, CWO-5, 2NDLT, 1STLT, CAPT, MAJ, LTCOL

INITIAL TRAINING SETTING: FORMAL

CONDITION: Given a Master Lesson File, an instructional setting, and references.

STANDARD: In accordance with the Systems Approach to Training (SAT) Manual chapter 4 section 4400.

PERFORMANCE STEPS:

1. Introduce a lesson.
2. Present the main body of the lesson.
3. Present instructional methods.
4. Employ media.
5. Summarize the lesson.

REFERENCES:

1. SAT MANUAL Systems Approach to Training Manual
-

FSIC-IMPI-2104: Conduct After Lesson Management

EVALUATION-CODED: NO

SUSTAINMENT INTERVAL: 3 months

GRADES: CPL, SGT, SSGT, GYSGT, MSGT, MGYSGT, WO-1, CWO-2, CWO-3, CWO-4, CWO-5, 2NDLT, 1STLT, CAPT, MAJ, LTCOL

INITIAL TRAINING SETTING: FORMAL

CONDITION: After the completion of a lesson given evaluation forms, and references.

STANDARD: In accordance with the Systems Approach to Training (SAT) Manual chapter 4 section 4600.

PERFORMANCE STEPS:

1. Remove media.
2. Secure classified materials.
3. Reset the instructional environment.
4. Conduct clean up.
5. Turn-in any borrowed equipment and resources.
6. Review school SOP for additional after lesson actions.
7. Collect data.
8. Analyze data.
9. Record time critical operational risk assessment effectiveness.
10. Complete after instruction reports.

REFERENCES :

1. SAT MANUAL Systems Approach to Training Manual
-

TMOS T&R MANUAL

CHAPTER 5

MARINE CORPS MARTIAL ARTS PROGRAM INDIVIDUAL EVENTS

	<u>PARAGRAPH</u>	<u>PAGE</u>
PURPOSE	5000	5-2
EVENT CODING	5001	5-2
INDEX OF EVENTS	5002	5-3
TAN BELT EVENTS	5003	5-6
GRAY BELT EVENTS	5004	5-17
GREEN BELT EVENTS	5005	5-28
BROWN BELT EVENTS	5006	5-36
BLACK BELT EVENTS	5007	5-44
0916 MOS EVENTS	5008	5-53
0917 MOS EVENTS	5009	5-59

TMOS T&R MANUAL

CHAPTER 5

MARINE CORPS MARTIAL ARTS PROGRAM INDIVIDUAL EVENTS

5000. PURPOSE. This chapter details the individual user level belt events required for the Marine Corps Martial Arts Program (MCMAP) which applies to all Marines. This chapter also provides the individual events that pertain to MOS 0916, Martial Arts Instructor and MOS 0917, Martial Arts Instructor Trainer. The MCMAP user level belt events are broken down into five levels (Tan, Gray, Green, Brown, and Black). These events have been coded as Marine Corps Common Skills (MCCS). Each individual event contained in this chapter provides an event title, along with the conditions events will be performed under, and the standard to which the event must be performed to be successful.

5001. EVENT CODING

Events in the T&R Manual are depicted with a 12 field alphanumeric system, i.e. MCCS-TAN-1001. This chapter utilizes the following methodology:

a. The first four characters represent the community. This chapter contains the following community codes.

ILC - Instructor Leader Course
MCCS - Marine Corps Common Skills
FSIC - Formal School Instructor Course
0916 - Martial Arts Instructor
0917 - Martial Arts Instructor Trainer

b. The second four characters represent the functional or duty area. This chapter contains the functional areas listed below.

ADMN - Administration
DESI - Design
DEVI - Develop
EVLI - Evaluate
IMPI - Implement
INST - Instruction
TAN - Tan Belt
GRAY - Gray Belt
GREN - Green Belt
BRWN - Brown Belt
BLAK - Black Belt

c. Field three - This field provides event level and numerical sequencing. This chapter contains the following event levels:

1000 - Core skills
2000 - Core plus skills

5002. INDEX OF EVENTS BY LEVEL**1. TAN BELT EVENTS**

EVENT	DESCRIPTION	PAGE
TAN BELT		
MCCS-TAN-1001	Apply the fundamentals of martial arts	5-6
MCCS-TAN-1002	Execute punches	5-6
MCCS-TAN-1003	Execute falls	5-7
MCCS-TAN-1004	Execute bayonet techniques	5-8
MCCS-TAN-1005	Execute upper body strikes	5-9
MCCS-TAN-1006	Execute lower body strikes	5-10
MCCS-TAN-1007	Execute chokes	5-10
MCCS-TAN-1008	Execute leg sweep	5-11
MCCS-TAN-1009	Execute counters to strikes	5-12
MCCS-TAN-1010	Execute counter to chokes and holds	5-13
MCCS-TAN-1011	Execute unarmed manipulations	5-14
MCCS-TAN-1012	Execute armed manipulations	5-14
MCCS-TAN-1013	Execute knife techniques	5-15

2. GRAY BELT EVENTS

EVENT	DESCRIPTION	PAGE
GRAY BELT		
MCCS-GRAY-2001	Execute bayonet techniques	5-17
MCCS-GRAY-2002	Execute upper body strikes	5-18
MCCS-GRAY-2003	Execute lower body strikes	5-19
MCCS-GRAY-2004	Execute front choke	5-19
MCCS-GRAY-2005	Execute hip throws	5-20
MCCS-GRAY-2006	Execute counters to strikes	5-21
MCCS-GRAY-2007	Execute counter to chokes and holds	5-22
MCCS-GRAY-2008	Execute unarmed manipulations	5-23
MCCS-GRAY-2009	Execute armed manipulations	5-23
MCCS-GRAY-2010	Execute knife techniques	5-24
MCCS-GRAY-2012	Execute weapons of opportunity	5-25
MCCS-GRAY-2013	Execute ground fighting	5-26

3. GREEN BELT EVENTS

EVENT	DESCRIPTION	PAGE
GREEN BELT		
MCCS-GREN-2021	Execute bayonet techniques	5-28
MCCS-GREN-2023	Execute a side choke	5-29
MCCS-GREN-2024	Execute shoulder throws	5-29
MCCS-GREN-2025	Execute counters to strikes	5-30
MCCS-GREN-2026	Execute a push kick	5-31
MCCS-GREN-2028	Execute unarmed manipulations	5-32
MCCS-GREN-2029	Execute knife techniques	5-33
MCCS-GREN-2031	Employ weapons of opportunity	5-34
MCCS-GREN-2032	Execute ground fighting	5-35

4. BROWN BELT EVENTS

EVENT	DESCRIPTION	PAGE
BROWN BELT		
MCCS-BRWN-2041	Execute bayonet techniques	5-36
MCCS-BRWN-2042	Execute ground fighting	5-37
MCCS-BRWN-2043	Execute ground chokes	5-37
MCCS-BRWN-2044	Execute major outside reap throws	5-38
MCCS-BRWN-2045	Execute unarmed versus handheld weapons	5-39
MCCS-BRWN-2046	Execute firearm retention	5-40
MCCS-BRWN-2047	Execute knife techniques	5-41
MCCS-BRWN-2048	Execute firearm disarmament	5-42

5. BLACK BELT EVENTS

EVENT	DESCRIPTION	PAGE
BLACK BELT		
MCCS-BLAK-2061	Execute bayonet techniques	5-44
MCCS-BLAK-2062	Execute a sweeping hip throw	5-45
MCCS-BLAK-2063	Execute ground fighting	5-45
MCCS-BLAK-2064	Execute the neck crank takedown	5-46
MCCS-BLAK-2065	Execute chokes	5-47
MCCS-BLAK-2066	Execute kneebars	5-48
MCCS-BLAK-2067	Execute firearm disarmament	5-49
MCCS-BLAK-2068	Execute upper body strikes	5-50
MCCS-BLAK-2069	Execute knife techniques	5-50
MCCS-BLAK-2070	Utilize weapons of opportunity	5-51

6. 0916 MOS EVENTS

EVENT	DESCRIPTION	PAGE
ADMINISTRATION		
0916-ADMN-2041	Maintain MCMAP records	5-53
INSTRUCTION		
0916-INST-2051	Supervise free sparring	5-53
0916-INST-2054	Conduct sustainment and integration training	5-54
0916-INST-2055	Conduct user level belt certification	5-55
0916-INST-2056	Reinforce Core Values through values based mental and character tie-ins	5-56
FORMAL SCHOOL INSTRUCTOR COURSE		
FSIC-IMPI-2101	Prepare for Instruction	5-56
FSIC-IMPI-2102	Employ Instructional Communication	5-57
FSIC-IMPI-2103	Conduct a Lesson	5-57

7. 0917 MOS EVENTS

EVENT	DESCRIPTION	PAGE
ADMINISTRATION		
0917-ADMN-2051	Conduct MCMAP MAI Course Administration	5-59
0917-ADMN-2052	Advise the unit commander on all aspects of MCMAP	5-59
IMPLEMENT		
0917-IMPI-2060	Employ Mentoring Techniques	5-60

INSTRUCTION		
0917-INST-2061	Qualify Martial Arts Instructors	5-60
FORMAL SCHOOL INSTRUCTOR COURSE		
FSIC-IMPI-2104	Conduct After Lesson Management	5-61
INSTRUCTOR LEADER COURSE		
ILC-IMPI-2100	Lead guided discussion	5-62
ILC-IMPI-2110	Lead case study	5-62

5003. TAN BELT EVENTS

MCCS-TAN-1001: Apply the fundamentals of martial arts

EVALUATION-CODED: NO

SUSTAINMENT INTERVAL: 12 months

MOS PERFORMING: MCCS

GRADES: PVT, PFC, LCPL, CPL, SGT, SSGT, GYSGT, MSGT, 1STSGT, MGYSGT, SGTMAJ, WO-1, CWO-2, CWO-3, CWO-4, CWO-5, 2NDLT, 1STLT, CAPT, MAJ, LTCOL, COL, BGEN, MAJGEN, LTGEN, GEN

INITIAL TRAINING SETTING: FORMAL

CONDITION: While wearing a combat uniform and without the aid of the references.

STANDARD: In accordance with MCRP 3-02B.

PERFORMANCE STEPS:

1. Execute the basic warrior stance.
2. Execute angles of movement.
3. Make use of all weapons of the body.
4. Target areas of the opponent.

REFERENCES:

1. MCO 1500.59_ Marine Corps Martial Arts Program
2. MCRP 3-02B Marine Corps Martial Arts

MISCELLANEOUS:

ADMINISTRATIVE INSTRUCTIONS:

1. Ensure all safety precautions are adhered to while performing this task.
 2. The values based Mental and Character Tie-In associated with this task is the "Mental and Character Disciplines of MCMAP".
-

MCCS-TAN-1002: Execute punches

EVALUATION-CODED: NO

SUSTAINMENT INTERVAL: 12 months

MOS PERFORMING: MCCS

GRADES: PVT, PFC, LCPL, CPL, SGT, SSGT, GYSGT, MSGT, 1STSGT, MGYSGT, SGTMAJ, WO-1, CWO-2, CWO-3, CWO-4, CWO-5, 2NDLT, 1STLT, CAPT, MAJ, LTCOL, COL, BGEN, MAJGEN, LTGEN, GEN

INITIAL TRAINING SETTING: FORMAL

CONDITION: While wearing a combat uniform, given an aggressor, and without the aid of the references.

STANDARD: To stun an aggressor and set up follow on techniques.

PERFORMANCE STEPS:

1. Execute a lead hand punch.
2. Execute a rear hand punch.
3. Execute an uppercut.
4. Execute a hook.

REFERENCES:

1. MCO 1500.59_ Marine Corps Martial Arts Program
2. MCRP 3-02B Marine Corps Martial Arts

SUPPORT REQUIREMENTS:

EQUIPMENT:

1. Black Leather Gloves
2. Striking Pad

MISCELLANEOUS:

ADMINISTRATIVE INSTRUCTIONS:

1. Ensure all safety precautions are adhered to while performing this task.
 2. The values based Mental and Character Tie-In associated with this task is the "USMC Core Values Program".
-

MCCS-TAN-1003: Execute falls

EVALUATION-CODED: NO

SUSTAINMENT INTERVAL: 12 months

MOS PERFORMING: MCCS

GRADES: PVT, PFC, LCPL, CPL, SGT, SSGT, GYSGT, MSGT, 1STSGT, MGYSGT, SGTMAJ, WO-1, CWO-2, CWO-3, CWO-4, CWO-5, 2NDLT, 1STLT, CAPT, MAJ, LTCOL, COL, BGEN, MAJGEN, LTGEN, GEN

INITIAL TRAINING SETTING: FORMAL

CONDITION: While wearing a combat uniform, in an off-balance situation, and without the aid of the references.

STANDARD: To minimize impact and to regain basic warrior stance.

PERFORMANCE STEPS:

1. Execute a front break-fall.
2. Execute a back break-fall.
3. Execute a right side break-fall.
4. Execute a left side break-fall.
5. Execute a forward shoulder roll.

REFERENCES:

1. MCO 1500.59_ Marine Corps Martial Arts Program
2. MCRP 3-02B Marine Corps Martial Arts

SUPPORT REQUIREMENTS:

EQUIPMENT:

1. Mouthpiece

MISCELLANEOUS:

ADMINISTRATIVE INSTRUCTIONS:

1. This task requires a soft surface. Soft surfaces may include, but are not limited to, woodchips, sawdust, or mats.
 2. Ensure all safety precautions are adhered to while performing this task.
 3. The values based Mental and Character Tie-In associated with this task is "Suicide Awareness and Prevention".
-

MCCS-TAN-1004: Execute bayonet techniques

EVALUATION-CODED: NO

SUSTAINMENT INTERVAL: 12 months

MOS PERFORMING: MCCS

GRADES: PVT, PFC, LCPL, CPL, SGT, SSGT, GYSGT, MSGT, 1STSGT, MGYSGT, SGTMAJ, WO-1, CWO-2, CWO-3, CWO-4, CWO-5, 2NDLT, 1STLT, CAPT, MAJ, LTCOL, COL, BGEN, MAJGEN, LTGEN, GEN

INITIAL TRAINING SETTING: FORMAL

CONDITION: While wearing a combat uniform, given a service rifle/carbine, bayonet, and without the aid of the references.

STANDARD: To disable the aggressor and gain the tactical advantage.

PERFORMANCE STEPS:

1. Execute a straight thrust.
2. Execute a vertical buttstroke.
3. Execute a horizontal buttstroke.
4. Execute a smash.
5. Execute a slash.
6. Execute a disrupt.

REFERENCES:

1. MCO 1500.59_ Marine Corps Martial Arts Program
2. MCRP 3-02B Marine Corps Martial Arts

SUPPORT REQUIREMENTS:

EQUIPMENT:

1. Bayonet (Sheathed)
2. Rifle
3. Wooden bayonet trainer
4. Pugil stick equipment contained in Martial Arts Kit (MAK)
5. Mouthpiece
6. Body Armor

MISCELLANEOUS:

ADMINISTRATIVE INSTRUCTIONS:

1. Ensure all safety precautions are adhered to while performing this task. Medical personnel must be present when performing this task.
 2. This task requires a soft surface. Soft surfaces may include, but are not limited to, woodchips, sawdust, or mats.
 3. The values based Mental and Character Tie-In associated with this task is the "Fundamentals of Marine Corps Leadership".
 4. The use of unsheathed bayonets during Marine on Marine drills is not authorized. Initial mastery of this is event requires execution of bayonet techniques during pugil stick bouts. Sustainment of this event can be trained to standard using pugil sticks, sheathed bayonets or wooden bayonet trainers during all training evolutions.
 5. Use of unsheathed bayonets is only authorized during command approved bayonet assault courses.
-

MCCS-TAN-1005: Execute upper body strikes

EVALUATION-CODED: NO

SUSTAINMENT INTERVAL: 12 months

MOS PERFORMING: MCCS

GRADES: PVT, PFC, LCPL, CPL, SGT, SSGT, GYSGT, MSGT, 1STSGT, MGYSGT, SGTMAJ, WO-1, CWO-2, CWO-3, CWO-4, CWO-5, 2NDLT, 1STLT, CAPT, MAJ, LTCOL, COL, BGEN, MAJGEN, LTGEN, GEN

INITIAL TRAINING SETTING: FORMAL

CONDITION: While wearing a combat uniform, given an aggressor, and without the aid of the references.

STANDARD: To stun an aggressor and set up follow on techniques.

PERFORMANCE STEPS:

1. Execute an eye gouge.
2. Execute a horizontal hammer fist strike.
3. Execute a vertical hammer fist strike.
4. Execute a forward horizontal elbow strike.
5. Execute a vertical elbow strike low to high.

REFERENCES:

1. MCO 1500.59_ Marine Corps Martial Arts Program
2. MCRP 3-02B Marine Corps Martial Arts

SUPPORT REQUIREMENTS:

EQUIPMENT:

1. Striking pad

MISCELLANEOUS:

ADMINISTRATIVE INSTRUCTIONS:

1. Ensure all safety precautions are adhered to while performing this task.
 2. The values based Mental and Character Tie-In associated with this task is "Sexual Harassment".
-

MCCS-TAN-1006: Execute lower body strikes

EVALUATION-CODED: NO

SUSTAINMENT INTERVAL: 12 months

MOS PERFORMING: MCCS

GRADES: PVT, PFC, LCPL, CPL, SGT, SSGT, GYSGT, MSGT, 1STSGT, MGYSGT, SGTMAJ, WO-1, CWO-2, CWO-3, CWO-4, CWO-5, 2NDLT, 1STLT, CAPT, MAJ, LTCOL, COL, BGEN, MAJGEN, LTGEN, GEN

INITIAL TRAINING SETTING: FORMAL

CONDITION: While wearing a combat uniform, given an aggressor, and without the aid of the references.

STANDARD: To stun an aggressor and set up follow on techniques.

PERFORMANCE STEPS:

1. Execute a front kick.
2. Execute a round kick.
3. Execute a vertical knee strike.
4. Execute a vertical stomp.

REFERENCES:

1. MCO 1500.59_ Marine Corps Martial Arts Program
2. MCRP 3-02B Marine Corps Martial Arts

SUPPORT REQUIREMENTS:

EQUIPMENT:

1. Mouthpiece
2. Striking pad

MISCELLANEOUS:

ADMINISTRATIVE INSTRUCTIONS:

1. Ensure all safety precautions are adhered to while performing this task.
 2. The values based Mental and Character Tie-In associated with this task is a "Warrior Study".
-

MCCS-TAN-1007: Execute chokes

EVALUATION-CODED: NO

SUSTAINMENT INTERVAL: 12 months

MOS PERFORMING: M CCS

GRADES: PVT, PFC, LCPL, CPL, SGT, SSGT, GYSGT, MSGT, 1STSGT, MGYSGT, SGTMAJ, WO-1, CWO-2, CWO-3, CWO-4, CWO-5, 2NDLT, 1STLT, CAPT, MAJ, LTCOL, COL, BGEN, MAJGEN, LTGEN, GEN

INITIAL TRAINING SETTING: FORMAL

CONDITION: While wearing a combat uniform, given an aggressor, and without the aid of the references.

STANDARD: To render an aggressor unconscious or gain control of a close combat situation through less than lethal force.

PERFORMANCE STEPS:

1. Execute a rear choke.
2. Execute a figure 4 variation to the rear choke.

REFERENCES:

1. MCO 1500.59_ Marine Corps Martial Arts Program
2. MCRP 3-02B Marine Corps Martial Arts

MISCELLANEOUS:

ADMINISTRATIVE INSTRUCTIONS:

1. Ensure all safety precautions are adhered to while performing this task.
 2. The values based Mental and Character Tie-In associated with this task is "Substance Abuse and Prevention".
-

MCCS-TAN-1008: Execute leg sweep

EVALUATION-CODED: NO

SUSTAINMENT INTERVAL: 12 months

MOS PERFORMING: M CCS

GRADES: PVT, PFC, LCPL, CPL, SGT, SSGT, GYSGT, MSGT, 1STSGT, MGYSGT, SGTMAJ, WO-1, CWO-2, CWO-3, CWO-4, CWO-5, 2NDLT, 1STLT, CAPT, MAJ, LTCOL, COL, BGEN, MAJGEN, LTGEN, GEN

INITIAL TRAINING SETTING: FORMAL

CONDITION: While wearing a combat uniform, given an aggressor, and without the aid of the references.

STANDARD: To force an aggressor to the deck and gain the tactical advantage.

PERFORMANCE STEPS:

1. Execute entry.
2. Execute off-balancing.

REFERENCES:

1. MCO 1500.59_ Marine Corps Martial Arts Program
2. MCRP 3-02B Marine Corps Martial Arts

SUPPORT REQUIREMENTS:

EQUIPMENT:

1. Mouthpiece

MISCELLANEOUS:

ADMINISTRATIVE INSTRUCTIONS:

1. This task requires a soft surface. Surfaces may include, but are not limited to, woodchips, sawdust, or mats.
 2. Ensure all safety precautions are adhered to while performing this event.
 3. The values based Mental and Character Tie-In associated with this task is "Equal Opportunity".
-

MCCS-TAN-1009: Execute counters to strikes

EVALUATION-CODED: NO

SUSTAINMENT INTERVAL: 12 months

MOS PERFORMING: MCCS

GRADES: PVT, PFC, LCPL, CPL, SGT, SSGT, GYSGT, MSGT, 1STSGT, MGYSGT, SGTMAJ, WO-1, CWO-2, CWO-3, CWO-4, CWO-5, 2NDLT, 1STLT, CAPT, MAJ, LTCOL, COL, BGEN, MAJGEN, LTGEN, GEN

INITIAL TRAINING SETTING: FORMAL

CONDITION: While wearing a combat uniform, given an aggressor, and without the aid of the references.

STANDARD: To counter an aggressors attack and gain tactical advantage.

PERFORMANCE STEPS:

1. Execute a counter to a rear hand punch.
2. Execute a counter to a rear leg kick.

REFERENCES:

1. MCO 1500.59_ Marine Corps Martial Arts Program
2. MCRP 3-02B Marine Corps Martial Arts

SUPPORT REQUIREMENTS:

EQUIPMENT:

1. Mouthpiece

MISCELLANEOUS:

ADMINISTRATIVE INSTRUCTIONS:

1. This task requires a soft surface. Soft surfaces may include but are not limited to, woodchips, sawdust, and mats.
 2. Ensure all safety precautions are adhered to while performing this task.
 3. The values based Mental and Character Tie-In associated with this task is "Personal Readiness".
-

MCCS-TAN-1010: Execute counter to chokes and holds

EVALUATION-CODED: NO

SUSTAINMENT INTERVAL: 12 months

MOS PERFORMING: MCCS

GRADES: PVT, PFC, LCPL, CPL, SGT, SSGT, GYSGT, MSGT, 1STSGT, MGYSGT, SGTMAJ, WO-1, CWO-2, CWO-3, CWO-4, CWO-5, 2NDLT, 1STLT, CAPT, MAJ, LTCOL, COL, BGEN, MAJGEN, LTGEN, GEN

INITIAL TRAINING SETTING: FORMAL

CONDITION: While wearing a combat uniform, given an aggressor and without the aid of the references.

STANDARD: To remove the choke or hold and gain the tactical advantage.

PERFORMANCE STEPS:

1. Execute counter to a rear choke.
2. Execute counter to a rear headlock.
3. Execute counter to a rear bear hug.

REFERENCES:

1. MCO 1500.59_ Marine Corps Martial Arts Program
2. MCRP 3-02B Marine Corps Martial Arts

SUPPORT REQUIREMENTS:

EQUIPMENT:

1. Mouthpiece

MISCELLANEOUS:

ADMINISTRATIVE INSTRUCTIONS:

1. This task requires a soft surface. Surfaces may include, but are not limited to, woodchips, sawdust, or mats.
 2. Ensure all safety precautions are adhered to while performing this event.
 3. The values based Mental and Character Tie-In associated with this task is a "Warrior Study".
-

MCCS-TAN-1011: Execute unarmed manipulations

EVALUATION-CODED: NO

SUSTAINMENT INTERVAL: 12 months

MOS PERFORMING: MCCS

GRADES: PVT, PFC, LCPL, CPL, SGT, SSGT, GYSGT, MSGT, 1STSGT, MGYSGT, SGTMAJ, WO-1, CWO-2, CWO-3, CWO-4, CWO-5, 2NDLT, 1STLT, CAPT, MAJ, LTCOL, COL, BGEN, MAJGEN, LTGEN, GEN

INITIAL TRAINING SETTING: FORMAL

CONDITION: While wearing a combat uniform, given an aggressor, and without the aid of references.

STANDARD: To control an aggressor.

PERFORMANCE STEPS:

1. Execute a basic wrist-lock takedown.
2. Execute a reverse wrist-lock.
3. Execute an armbar takedown.

REFERENCES:

1. MCO 1500.59_ Marine Corps Martial Arts Program
2. MCO 5500.6_ Arming of Law Enforcement and Security Personnel and the Use of Force
3. MCRP 3-02B Marine Corps Martial Arts

SUPPORT REQUIREMENTS:

EQUIPMENT:

1. Mouthpiece

MISCELLANEOUS:

ADMINISTRATIVE INSTRUCTIONS:

1. This task requires a soft surface. Surfaces may include, but are not limited to, woodchips, sawdust, or mats.
 2. Ensure all safety precautions are adhered to while performing this event.
 3. The values based Mental and Character Tie-In associated with this task is "Fraternization".
-

MCCS-TAN-1012: Execute armed manipulations

EVALUATION-CODED: NO

SUSTAINMENT INTERVAL: 12 months

MOS PERFORMING: MCCS

GRADES: PVT, PFC, LCPL, CPL, SGT, SSGT, GYSGT, MSGT, 1STSGT, MGYSGT, SGTMAJ, WO-1, CWO-2, CWO-3, CWO-4, CWO-5, 2NDLT, 1STLT, CAPT, MAJ, LTCOL, COL, BGEN, MAJGEN, LTGEN, GEN

INITIAL TRAINING SETTING: FORMAL

CONDITION: While wearing a combat uniform, given an aggressor, a service rifle, and without the aid of the references.

STANDARD: To retain and maintain control of a weapon.

PERFORMANCE STEPS:

1. Execute counter to the muzzle grab.
2. Execute counter to the overhand grab.
3. Execute counter to the underhand grab.
4. Execute a high block.
5. Execute a low block.
6. Execute a mid block.
7. Execute a left block.
8. Execute a right block.

REFERENCES:

1. MCO 1500.59_ Marine Corps Martial Arts Program
2. MCO 5500.6_ Arming of Law Enforcement and Security Personnel and the Use of Force
3. MCRP 3-02B Marine Corps Martial Arts

SUPPORT REQUIREMENTS:

EQUIPMENT:

1. Mouthpiece
2. Rifle or rubber rifle

MISCELLANEOUS:

ADMINISTRATIVE INSTRUCTIONS:

1. This task requires a soft surface. Soft surfaces may include, but are not limited to, woodchips, sawdust, and mats.
 2. Ensure all safety precautions are adhered to while performing this task.
 3. The values based Mental and Character Tie-In associated with this task is a "Warrior Study".
-

MCCS-TAN-1013: Execute knife techniques

EVALUATION-CODED: NO

SUSTAINMENT INTERVAL: 12 months

MOS PERFORMING: MCCS

GRADES: PVT, PFC, LCPL, CPL, SGT, SSGT, GYSGT, MSGT, 1STSGT, MGYSGT, SGTMAJ, WO-1, CWO-2, CWO-3, CWO-4, CWO-5, 2NDLT, 1STLT, CAPT, MAJ, LTCOL, COL, BGEN, MAJGEN, LTGEN, GEN

INITIAL TRAINING SETTING: FORMAL

CONDITION: While wearing a combat uniform, given an aggressor, a knife, and without the aid of references.

STANDARD: To eliminate the threat.

PERFORMANCE STEPS:

1. Execute a vertical slash.
2. Execute a vertical thrust.

REFERENCES:

1. MCO 1500.59_ Marine Corps Martial Arts Program
2. MCRP 3-02B Marine Corps Martial Arts

SUPPORT REQUIREMENTS:

EQUIPMENT:

1. Training knife

MISCELLANEOUS:

ADMINISTRATIVE INSTRUCTIONS:

1. Ensure all safety precautions are adhered to while performing this task.
 2. The values based Mental and Character-Tie associated with this task is "sexual responsibility".
 3. The use of live blades during Marine on Marine drills is not authorized. This can be trained to standard using training knives during all training evolutions.
-

5004. GRAY BELT EVENTS

MCCS-GRAY-2001: Execute bayonet techniques

EVALUATION-CODED: NO

SUSTAINMENT INTERVAL: 12 months

MOS PERFORMING: MCCS

GRADES: PVT, PFC, LCPL, CPL, SGT, SSGT, GYSGT, MSGT, 1STSGT, MGYSGT, SGTMAJ, WO-1, CWO-2, CWO-3, CWO-4, CWO-5, 2NDLT, 1STLT, CAPT, MAJ, LTCOL, COL, BGEN, MAJGEN, LTGEN, GEN

INITIAL TRAINING SETTING: MOJT

CONDITION: While wearing body armor without ballistic inserts and issued helmet, given an aggressor, a service rifle/carbine, a bayonet, and without the aid of the references.

STANDARD: To disable the aggressor and gain the tactical advantage.

PERFORMANCE STEPS:

1. Execute movement in relation to an aggressor.
2. Execute approach to an aggressor.
3. Execute close with an aggressor.
4. Execute entry to an aggressor.
5. Execute a disrupt and thrust while closing with a stationary aggressor.

REFERENCES:

1. MCO 1500.59_ Marine Corps Martial Arts Program
2. MCRP 3-02B Marine Corps Martial Arts

SUPPORT REQUIREMENTS:

EQUIPMENT:

1. Bayonet (Sheathed)
2. Rifle
3. Wooden bayonet trainer
4. Body Armor
5. Helmet

MISCELLANEOUS:

ADMINISTRATIVE INSTRUCTIONS:

1. Ensure all safety precautions are adhered to while performing this task. Medical personnel must be present when performing this task with pugil sticks.
2. This task requires a soft surface. Soft surfaces may include, but are not limited to, woodchips, sawdust, or mats.
3. The values based Mental and Character Tie-In associated with this task is the "Warrior Ethos".
4. The use of unsheathed bayonets during Marine on Marine drills is not authorized. Mastery of this event can be trained to standard using pugil sticks, sheathed bayonets or wooden bayonet trainers during all training evolutions.

5. Use of unsheathed bayonets is only authorized during command approved bayonet assault courses.
6. The utility uniform may be substituted for body armor and helmet, at the discretion of the unit commander, based on the unit's supply status, or other considerations.

MCCS-GRAY-2002: Execute upper body strikes

EVALUATION-CODED: NO

SUSTAINMENT INTERVAL: 12 months

MOS PERFORMING: MCCS

GRADES: PVT, PFC, LCPL, CPL, SGT, SSGT, GYSGT, MSGT, 1STSGT, MGYSGT, SGTMAJ, WO-1, CWO-2, CWO-3, CWO-4, CWO-5, 2NDLT, 1STLT, CAPT, MAJ, LTCOL, COL, BGEN, MAJGEN, LTGEN, GEN

INITIAL TRAINING SETTING: MOJT

CONDITION: While wearing body armor without ballistic inserts and issued helmet, given an aggressor, and without the aid of the references.

STANDARD: To stun an aggressor and set up follow on techniques.

PERFORMANCE STEPS:

1. Execute a forward knifehand strike.
2. Execute a reverse knifehand strike.
3. Execute a vertical knifehand strike.
4. Execute a chin jab strike.
5. Execute a horizontal rear elbow strike.
6. Execute a vertical elbow strike high to low.

REFERENCES:

1. MCO 1500.59_ Marine Corps Martial Arts Program
2. MCRP 3-02B Marine Corps Martial Arts

SUPPORT REQUIREMENTS:

EQUIPMENT:

1. Mouthpiece
2. Striking Pad
3. Body Armor
4. Helmet

MISCELLANEOUS:

ADMINISTRATIVE INSTRUCTIONS:

1. Ensure all safety precautions are adhered to when performing this task.
 2. The values based Mental and Character Tie-In associated with this task is the "Leadership Traits".
 3. The utility uniform may be substituted for body armor and helmet, at the discretion of the unit commander.
-

MCCS-GRAY-2003: Execute lower body strikes

EVALUATION-CODED: NO

SUSTAINMENT INTERVAL: 12 months

MOS PERFORMING: MCCS

GRADES: PVT, PFC, LCPL, CPL, SGT, SSGT, GYSGT, MSGT, 1STSGT, MGYSGT, SGTMAJ, WO-1, CWO-2, CWO-3, CWO-4, CWO-5, 2NDLT, 1STLT, CAPT, MAJ, LTCOL, COL, BGEN, MAJGEN, LTGEN, GEN

INITIAL TRAINING SETTING: MOJT

CONDITION: While wearing body armor without ballistic inserts and issued helmet, given an aggressor, and without the aid of the references.

STANDARD: To stun an aggressor and set up follow on techniques.

PERFORMANCE STEPS:

1. Execute a sidekick.
2. Execute a horizontal knee strike.
3. Execute an axe stomp.

REFERENCES:

1. MCO 1500.59_ Marine Corps Martial Arts Program
2. MCRP 3-02B Marine Corps Martial Arts

SUPPORT REQUIREMENTS:

EQUIPMENT:

1. Mouthpiece
2. Striking Pad
3. Body Armor
4. Helmet

MISCELLANEOUS:

ADMINISTRATIVE INSTRUCTIONS:

1. Ensure all safety precautions are adhered to when performing this task.
 2. The values based Mental and Character Tie-In associated with this task is the "Leadership Principles".
 3. The utility uniform may be substituted for body armor and helmet, at the discretion of the unit commander.
-

MCCS-GRAY-2004: Execute front choke

EVALUATION-CODED: NO

SUSTAINMENT INTERVAL: 12 months

MOS PERFORMING: MCCS

GRADES: PVT, PFC, LCPL, CPL, SGT, SSGT, GYSGT, MSGT, 1STSGT, MGYSGT, SGTMAJ, WO-1, CWO-2, CWO-3, CWO-4, CWO-5, 2NDLT, 1STLT, CAPT, MAJ, LTCOL, COL, BGEN, MAJGEN, LTGEN, GEN

INITIAL TRAINING SETTING: MOJT

CONDITION: While wearing body armor without ballistic inserts and issued helmet, given an aggressor, and without the aid of the references.

STANDARD: To render an aggressor unconscious or gain control of a close combat situation through less than lethal force.

PERFORMANCE STEPS:

1. Locate the carotid artery on your aggressor.
2. Execute hand placement.
3. Apply pressure.

REFERENCES:

1. MCO 1500.59_ Marine Corps Martial Arts Program
2. MCRP 3-02B Marine Corps Martial Arts

SUPPORT REQUIREMENTS:

EQUIPMENT:

1. Mouthpiece
2. Body Armor
3. Helmet

MISCELLANEOUS:

ADMINISTRATIVE INSTRUCTIONS:

1. Ensure all safety precautions are adhered to when performing this task.
 2. The values based Mental and Character Tie-In associated with this task is the Marine Corps policy on "Hazing".
 3. The utility uniform may be substituted for body armor and helmet, at the discretion of the unit commander.
-

MCCS-GRAY-2005: Execute hip throw

EVALUATION-CODED: NO

SUSTAINMENT INTERVAL: 12 months

MOS PERFORMING: MCCS

GRADES: PVT, PFC, LCPL, CPL, SGT, SSGT, GYSGT, MSGT, 1STSGT, MGYSGT, SGTMAJ, WO-1, CWO-2, CWO-3, CWO-4, CWO-5, 2NDLT, 1STLT, CAPT, MAJ, LTCOL, COL, BGEN, MAJGEN, LTGEN, GEN

INITIAL TRAINING SETTING: MOJT

CONDITION: While wearing body armor without ballistic inserts and issued helmet, given an aggressor, and without the aid of the references.

STANDARD: To force an aggressor to the deck and gain the tactical advantage.

PERFORMANCE STEPS:

1. Execute entry.
2. Execute off-balancing.

REFERENCES :

1. MCO 1500.59_ Marine Corps Martial Arts Program
2. MCRP 3-02B Marine Corps Martial Arts

SUPPORT REQUIREMENTS :

EQUIPMENT :

1. Mouthpiece
2. Body Armor
3. Helmet

MISCELLANEOUS :

ADMINISTRATIVE INSTRUCTIONS :

1. This task requires a soft surface. Soft surfaces may include, but are not limited to, woodchips, sawdust, or mats.
 2. Ensure all safety precautions are adhered to when performing this task.
 3. The values based Mental and Character Tie-In associated with this task is "Marine Corps Values: Commitment".
 4. The utility uniform may be substituted for body armor and helmet, at the discretion of the unit commander.
-

MCCS-GRAY-2006 : Execute counters to strikes

EVALUATION-CODED : NO

SUSTAINMENT INTERVAL : 12 months

MOS PERFORMING : MCCS

GRADES : PVT, PFC, LCPL, CPL, SGT, SSGT, GYSGT, MSGT, 1STSGT, MGYSGT, SGTMAJ, WO-1, CWO-2, CWO-3, CWO-4, CWO-5, 2NDLT, 1STLT, CAPT, MAJ, LTCOL, COL, BGEN, MAJGEN, LTGEN, GEN

INITIAL TRAINING SETTING : MOJT

CONDITION : While wearing body armor without ballistic inserts and issued helmet, given an aggressor, and without the aid of the references.

STANDARD : To counter an aggressors attack and gain tactical advantage.

PERFORMANCE STEPS :

1. Execute a counter to a lead hand punch.
2. Execute a counter to a lead leg kick.

REFERENCES :

1. MCO 1500.59_ Marine Corps Martial Arts Program
2. MCRP 3-02B Marine Corps Martial Arts

SUPPORT REQUIREMENTS :

EQUIPMENT :

1. Mouthpiece
2. Body Armor
3. Helmet

MISCELLANEOUS:

ADMINISTRATIVE INSTRUCTIONS:

1. Ensure all safety precautions are adhered to when performing this task.
 2. The values based Mental and Character Tie-In associated with this task is the "Code of Conduct".
 3. The utility uniform may be substituted for body armor and helmet, at the discretion of the unit commander.
-

MCCS-GRAY-2007: Execute counter to chokes and holds

EVALUATION-CODED: NO

SUSTAINMENT INTERVAL: 12 months

MOS PERFORMING: MCCS

GRADES: PVT, PFC, LCPL, CPL, SGT, SSGT, GYSGT, MSGT, 1STSGT, MGYSGT, SGTMAJ, WO-1, CWO-2, CWO-3, CWO-4, CWO-5, 2NDLT, 1STLT, CAPT, MAJ, LTCOL, COL, BGEN, MAJGEN, LTGEN, GEN

INITIAL TRAINING SETTING: MOJT

CONDITION: While wearing body armor without ballistic inserts and issued helmet, given an aggressor, and without the aid of the references.

STANDARD: To remove the choke or hold and gain the tactical advantage.

PERFORMANCE STEPS:

1. Execute counter to front choke.
2. Execute counter to the front headlock.
3. Execute counter to the front bear hug.

REFERENCES:

1. MCO 1500.59_ Marine Corps Martial Arts Program
2. MCRP 3-02B Marine Corps Martial Arts

SUPPORT REQUIREMENTS:

EQUIPMENT:

1. Mouthpiece
2. Body Armor
3. Helmet

MISCELLANEOUS:

ADMINISTRATIVE INSTRUCTIONS:

1. This task requires a soft surface. Soft surfaces may include, but are not limited to, woodchips, sawdust, or mats.
 2. Ensure all safety precautions are adhered to when performing this task.
 3. The values based Mental and Character Tie-In associated with this task is the "Six Troop Leading Steps".
 4. The utility uniform may be substituted for body armor and helmet, at the discretion of the unit commander.
-

MCCS-GRAY-2008: Execute unarmed manipulations

EVALUATION-CODED: NO

SUSTAINMENT INTERVAL: 12 months

MOS PERFORMING: MCCS

GRADES: PVT, PFC, LCPL, CPL, SGT, SSGT, GYSGT, MSGT, 1STSGT, MGYSGT, SGTMAJ, WO-1, CWO-2, CWO-3, CWO-4, CWO-5, 2NDLT, 1STLT, CAPT, MAJ, LTCOL, COL, BGEN, MAJGEN, LTGEN, GEN

INITIAL TRAINING SETTING: MOJT

CONDITION: While wearing body armor without ballistic inserts and issued helmet, given an aggressor, flexi-cuffs, and without the aid of the references.

STANDARD: To control an aggressor.

PERFORMANCE STEPS:

1. Execute the basic wrist-lock come-along/non-compliant.
2. Apply flexi-cuffs.
3. Execute the escort position.

REFERENCES:

1. MCO 1500.59_ Marine Corps Martial Arts Program
2. MCO 5500.6_ Arming of Law Enforcement and Security Personnel and the Use of Force
3. MCRP 3-02B Marine Corps Martial Arts

SUPPORT REQUIREMENTS:

EQUIPMENT:

1. Mouthpiece
2. Body Armor
3. Helmet
4. Training cuffs

MISCELLANEOUS:

ADMINISTRATIVE INSTRUCTIONS:

1. Ensure all safety precautions are adhered to when performing this task.
 2. The values based Mental and Character Tie-In associated with this task is "Marine Corps Values: Honor".
 3. The utility uniform may be substituted for body armor and helmet, at the discretion of the unit commander.
-

MCCS-GRAY-2009: Execute armed manipulations

EVALUATION-CODED: NO

SUSTAINMENT INTERVAL: 12 months

MOS PERFORMING: MCCS

GRADES: PVT, PFC, LCPL, CPL, SGT, SSGT, GYSGT, MSGT, 1STSGT, MGYSGT, SGTMAJ, WO-1, CWO-2, CWO-3, CWO-4, CWO-5, 2NDLT, 1STLT, CAPT, MAJ, LTCOL, COL, BGEN, MAJGEN, LTGEN, GEN

INITIAL TRAINING SETTING: FORMAL

CONDITION: While wearing body armor without ballistic inserts and issued helmet, given an aggressor, a service rifle/carbine, and without the aid of the references.

STANDARD: To retain and maintain control of a weapon.

PERFORMANCE STEPS:

1. Execute off-balancing while a stationary aggressor is pushing.
2. Execute off-balancing while a stationary aggressor is pulling.
3. Execute off-balancing while an aggressor is pulling and moving.
4. Execute counter to overhand grab strike with weapon.
5. Execute counter to underhand grab strike with weapon.

REFERENCES:

1. MCO 1500.59_ Marine Corps Martial Arts Program
2. MCO 5500.6_ Arming of Law Enforcement and Security Personnel and the Use of Force
3. MCRP 3-02B Marine Corps Martial Arts

SUPPORT REQUIREMENTS:

EQUIPMENT:

1. Mouthpiece
2. Body Armor
3. Helmet
4. Service Rifle/Carbine or Rubber Rifle

MISCELLANEOUS:

ADMINISTRATIVE INSTRUCTIONS:

1. Ensure all safety precautions are adhered to when performing this task.
2. The values based Mental and Character Tie-In associated with this task is "Marine Corps Values: Courage".
3. The utility uniform may be substituted for body armor and helmet, at the discretion of the unit commander.

MCCS-GRAY-2010: Execute knife techniques

EVALUATION-CODED: NO

SUSTAINMENT INTERVAL: 12 months

MOS PERFORMING: MCCS

GRADES: PVT, PFC, LCPL, CPL, SGT, SSGT, GYSGT, MSGT, 1STSGT, MGYSGT, SGTMAJ, WO-1, CWO-2, CWO-3, CWO-4, CWO-5, 2NDLT, 1STLT, CAPT, MAJ, LTCOL, COL, BGEN, MAJGEN, LTGEN, GEN

INITIAL TRAINING SETTING: MOJT

CONDITION: While wearing body armor without ballistic inserts and issued helmet, given an aggressor, a knife, and without the aid of the references.

STANDARD: To eliminate the threat.

PERFORMANCE STEPS:

1. Execute a forward thrust.
2. Execute a forward slash.
3. Execute a reverse thrust.
4. Execute a reverse slash.
5. Execute movement against an aggressor.

REFERENCES:

1. MCO 1500.59_ Marine Corps Martial Arts Program
2. MCRP 3-02B Marine Corps Martial Arts

SUPPORT REQUIREMENTS:

EQUIPMENT:

1. Mouthpiece
2. Body Armor
3. Helmet
4. Training Knife
5. Groin protection
6. Eye protection

MISCELLANEOUS:

ADMINISTRATIVE INSTRUCTIONS:

1. Ensure all safety precautions are adhered to when performing this task.
 2. The values based Mental and Character Tie-In associated with this task is "Customs, Courtesies, and Traditions".
 3. The utility uniform may be substituted for body armor and helmet, at the discretion of the unit commander.
 4. The use of live blades during Marine on Marine drills is not authorized. This can be trained to standard using training knives during all training evolutions.
-

MCCS-GRAY-2012: Execute weapons of opportunity

EVALUATION-CODED: NO

SUSTAINMENT INTERVAL: 12 months

MOS PERFORMING: MCCS

GRADES: PVT, PFC, LCPL, CPL, SGT, SSGT, GYSGT, MSGT, 1STSGT, MGYSGT, SGTMAJ, WO-1, CWO-2, CWO-3, CWO-4, CWO-5, 2NDLT, 1STLT, CAPT, MAJ, LTCOL, COL, BGEN, MAJGEN, LTGEN, GEN

INITIAL TRAINING SETTING: MOJT

CONDITION: While wearing body armor without ballistic inserts and issued helmet, given an aggressor, using any available battlefield item, and without the aid of the references.

STANDARD: To disable the aggressor and gain the tactical advantage.

PERFORMANCE STEPS:

1. Execute straight thrust.
2. Execute vertical strike.
3. Execute forward strike.
4. Execute a reverse strike.

REFERENCES:

1. MCO 1500.59_ Marine Corps Martial Arts Program
2. MCRP 3-02B Marine Corps Martial Arts

SUPPORT REQUIREMENTS:

EQUIPMENT:

1. Mouthpiece
2. Body Armor
3. Helmet
4. Striking Pad
5. Training Baton

MISCELLANEOUS:

ADMINISTRATIVE INSTRUCTIONS:

1. Ensure all safety precautions are adhered to when performing this task.
 2. The values based Mental and Character Tie-In associated with this task is "Marine Corps History".
 3. The utility uniform may be substituted for body armor and helmet, at the discretion of the unit commander.
-

MCCS-GRAY-2013: Execute ground fighting

EVALUATION-CODED: NO

SUSTAINMENT INTERVAL: 12 months

MOS PERFORMING: MCCS

GRADES: PVT, PFC, LCPL, CPL, SGT, SSGT, GYSGT, MSGT, 1STSGT, MGYSGT, SGTMAJ, WO-1, CWO-2, CWO-3, CWO-4, CWO-5, 2NDLT, 1STLT, CAPT, MAJ, LTCOL, COL, BGEN, MAJGEN, LTGEN, GEN

INITIAL TRAINING SETTING: MOJT

CONDITION: While starting on the ground and wearing body armor without ballistic inserts and issued helmet, given an aggressor, and without the aid of the references

STANDARD: To return to the basic warrior stance and gain tactical advantage.

PERFORMANCE STEPS:

1. Execute the counter to the mount.
2. Execute the counter to the guard.

REFERENCES :

1. MCO 1500.59_ Marine Corps Martial Arts Program
2. MCRP 3-02B Marine Corps Martial Arts

SUPPORT REQUIREMENTS :

EQUIPMENT :

1. Mouthpiece
2. Body Armor
3. Helmet

MISCELLANEOUS :

ADMINISTRATIVE INSTRUCTIONS :

1. This task requires a soft surface. Soft surfaces may include, but are not limited to, woodchips, sawdust, or mats.
 2. Ensure all safety precautions are adhered to when performing this task.
 3. The values based Mental and Character Tie-In associated with this task is "Professionalism and Ethics".
 4. The utility uniform may be substituted for body armor and helmet, at the discretion of the unit commander.
-

5005. GREEN BELT EVENTS

MCCS-GREN-2021: Execute bayonet techniques

EVALUATION-CODED: NO

SUSTAINMENT INTERVAL: 12 months

MOS PERFORMING: MCCS

GRADES: PVT, PFC, LCPL, CPL, SGT, SSGT, GYSGT, MSGT, 1STSGT, MGYSGT, SGTMAJ, WO-1, CWO-2, CWO-3, CWO-4, CWO-5, 2NDLT, 1STLT, CAPT, MAJ, LTCOL, COL, BGEN, MAJGEN, LTGEN, GEN

INITIAL TRAINING SETTING: MOJT

CONDITION: While wearing body armor without ballistic inserts and issued helmet, given an aggressor, a service rifle/carbine, a bayonet, and without the aid of the references.

STANDARD: To disable the aggressor and gain the tactical advantage.

PERFORMANCE STEPS:

1. Execute a disrupt and thrust while closing with a moving aggressor.
2. Execute a buttstroke offline with a stationary aggressor.

REFERENCES:

1. MCO 1500.59_ Marine Corps Martial Arts Program
2. MCRP 3-02B Marine Corps Martial Arts

SUPPORT REQUIREMENTS:

EQUIPMENT:

1. Bayonet (Sheathed)
2. Rifle
3. Wooden bayonet trainer
4. Body Armor
5. Helmet

MISCELLANEOUS:

ADMINISTRATIVE INSTRUCTIONS:

1. Ensure all safety precautions are adhered to while performing this task. Medical personnel must be present when performing this task with pugil sticks.
2. This task requires a soft surface. Soft surfaces may include, but are not limited to, woodchips, sawdust, or mats.
3. The values based Mental and Character Tie-In associated with this task is "Fog of War".
4. The use of unsheathed bayonets during Marine on Marine drills is not authorized. Mastery of this event can be trained to standard using pugil sticks, sheathed bayonets or wooden bayonet trainers during all training evolutions.
5. Use of unsheathed bayonets is only authorized during command approved bayonet assault courses.

6. The utility uniform may be substituted for body armor and helmet, at the discretion of the unit commander, based on the unit's supply status, or other considerations.

MCCS-GREN-2023: Execute a side choke

EVALUATION-CODED: NO

SUSTAINMENT INTERVAL: 12 months

MOS PERFORMING: MCCS

GRADES: PVT, PFC, LCPL, CPL, SGT, SSGT, GYSGT, MSGT, 1STSGT, MGYSGT, SGTMAJ, WO-1, CWO-2, CWO-3, CWO-4, CWO-5, 2NDLT, 1STLT, CAPT, MAJ, LTCOL, COL, BGEN, MAJGEN, LTGEN, GEN

INITIAL TRAINING SETTING: MOJT

CONDITION: While wearing body armor without ballistic inserts and issued helmet, given an aggressor, and without the aid of the references.

STANDARD: To render an aggressor unconscious or gain control of a close combat situation through less than lethal force.

PERFORMANCE STEPS:

1. Execute hand placement.
2. Apply pressure.

REFERENCES:

1. MCO 1500.59_ Marine Corps Martial Arts Program
2. MCRP 3-02B Marine Corps Martial Arts

SUPPORT REQUIREMENTS:

EQUIPMENT:

1. Mouthpiece
2. Body Armor
3. Helmet

MISCELLANEOUS:

ADMINISTRATIVE INSTRUCTIONS:

1. Ensure all safety precautions are adhered to when performing this task.
 2. The values based Mental and Character Tie-In associated with this task is "Right versus Wrong".
 3. The utility uniform may be substituted for body armor and helmet, at the discretion of the unit commander.
-

MCCS-GREN-2024: Execute shoulder throw

EVALUATION-CODED: NO

SUSTAINMENT INTERVAL: 12 months

MOS PERFORMING: MCCS

GRADES: PVT, PFC, LCPL, CPL, SGT, SSGT, GYSGT, MSGT, 1STSGT, MGYSGT, SGTMAJ, WO-1, CWO-2, CWO-3, CWO-4, CWO-5, 2NDLT, 1STLT, CAPT, MAJ, LTCOL, COL, BGEN, MAJGEN, LTGEN, GEN

INITIAL TRAINING SETTING: MOJT

CONDITION: While wearing body armor without ballistic inserts and issued helmet, given an aggressor, and without the aid of the references.

STANDARD: To force an aggressor to the deck and gain the tactical advantage.

PERFORMANCE STEPS:

1. Execute entry.
2. Execute off-balancing.

REFERENCES:

1. MCO 1500.59_ Marine Corps Martial Arts Program
2. MCRP 3-02B Marine Corps Martial Arts

SUPPORT REQUIREMENTS:

EQUIPMENT:

1. Mouthpiece
2. Body Armor
3. Helmet

MISCELLANEOUS:

ADMINISTRATIVE INSTRUCTIONS:

1. This task requires a soft surface. Soft surfaces may include, but are not limited to, woodchips, sawdust, or mats.
 2. Ensure all safety precautions are adhered to when performing this task.
 3. The values based Mental and Character Tie-In associated with this task is "Combat Leadership".
 4. The utility uniform may be substituted for body armor and helmet, at the discretion of the unit commander.
-

MCCS-GREN-2025: Execute counters to strikes

EVALUATION-CODED: NO

SUSTAINMENT INTERVAL: 12 months

MOS PERFORMING: MCCS

GRADES: PVT, PFC, LCPL, CPL, SGT, SSGT, GYSGT, MSGT, 1STSGT, MGYSGT, SGTMAJ, WO-1, CWO-2, CWO-3, CWO-4, CWO-5, 2NDLT, 1STLT, CAPT, MAJ, LTCOL, COL, BGEN, MAJGEN, LTGEN, GEN

INITIAL TRAINING SETTING: MOJT

CONDITION: While wearing body armor without ballistic inserts and issued helmet, given an aggressor, and without the aid of the references.

STANDARD: To counter an aggressor's attack and gain tactical advantage.

PERFORMANCE STEPS:

1. Execute a counter to a round kick.
2. Execute a counter to a round punch.

REFERENCES:

1. MCO 1500.59_ Marine Corps Martial Arts Program
2. MCRP 3-02B Marine Corps Martial Arts

SUPPORT REQUIREMENTS:

EQUIPMENT:

1. Mouthpiece
2. Body Armor
3. Helmet

MISCELLANEOUS:

ADMINISTRATIVE INSTRUCTIONS:

1. This task requires a soft surface. Soft surfaces may include, but are not limited to, woodchips, sawdust, or mats.
 2. Ensure all safety precautions are adhered to when performing this task.
 3. The values based Mental and Character Tie-In associated with this task is "Force Protection".
 4. The utility uniform may be substituted for body armor and helmet, at the discretion of the unit commander.
-

MCCS-GREN-2026: Execute a push kick

EVALUATION-CODED: NO

SUSTAINMENT INTERVAL: 12 months

MOS PERFORMING: MCCS

GRADES: PVT, PFC, LCPL, CPL, SGT, SSGT, GYSGT, MSGT, 1STSGT, MGYSGT, SGTMAJ, WO-1, CWO-2, CWO-3, CWO-4, CWO-5, 2NDLT, 1STLT, CAPT, MAJ, LTCOL, COL, BGEN, MAJGEN, LTGEN, GEN

INITIAL TRAINING SETTING: MOJT

CONDITION: While wearing body armor without ballistic inserts and issued helmet, given an aggressor, and without the aid of the references.

STANDARD: To stun an aggressor and set up follow on techniques.

PERFORMANCE STEPS:

1. Gain entry.
2. Execute strike.

REFERENCES:

1. MCO 1500.59_ Marine Corps Martial Arts Program
2. MCRP 3-02B Marine Corps Martial Arts

SUPPORT REQUIREMENTS:

EQUIPMENT:

1. Mouthpiece
2. Body Armor
3. Helmet
4. Striking Pad

MISCELLANEOUS:

ADMINISTRATIVE INSTRUCTIONS:

1. Ensure all safety precautions are adhered to when performing this task.
 2. The values based Mental and Character Tie-In associated with this task is "EPW/Detainee Handling".
 3. The utility uniform may be substituted for body armor and helmet, at the discretion of the unit commander.
-

MCCS-GREN-2028: Execute unarmed manipulations

EVALUATION-CODED: NO

SUSTAINMENT INTERVAL: 12 months

MOS PERFORMING: MCCS

GRADES: PVT, PFC, LCPL, CPL, SGT, SSGT, GYSGT, MSGT, 1STSGT, MGYSGT, SGTMAJ, WO-1, CWO-2, CWO-3, CWO-4, CWO-5, 2NDLT, 1STLT, CAPT, MAJ, LTCOL, COL, BGEN, MAJGEN, LTGEN, GEN

INITIAL TRAINING SETTING: MOJT

CONDITION: While wearing body armor without ballistic inserts and issued helmet, given an aggressor, and without the aid of the references.

STANDARD: To control an aggressor.

PERFORMANCE STEPS:

1. Execute enhanced pain compliance.
2. Execute a reverse wristlock come-along.
3. Execute controlling techniques.

REFERENCES:

1. MCO 1500.59_ Marine Corps Martial Arts Program
2. MCRP 3-02B Marine Corps Martial Arts

SUPPORT REQUIREMENTS:

EQUIPMENT:

1. Mouthpiece
2. Body Armor
3. Helmet

MISCELLANEOUS:

ADMINISTRATIVE INSTRUCTIONS:

1. Ensure all safety precautions are adhered to when performing this task.
 2. The values based Mental and Character Tie-In associated with this task is the "Informal Resolution System (IRS)".
 3. The utility uniform may be substituted for body armor and helmet, at the discretion of the unit commander.
-

MCCS-GREN-2029: Execute knife techniques

EVALUATION-CODED: NO

SUSTAINMENT INTERVAL: 12 months

MOS PERFORMING: MCCS

GRADES: PVT, PFC, LCPL, CPL, SGT, SSGT, GYSGT, MSGT, 1STSGT, MGYSGT, SGTMAJ, WO-1, CWO-2, CWO-3, CWO-4, CWO-5, 2NDLT, 1STLT, CAPT, MAJ, LTCOL, COL, BGEN, MAJGEN, LTGEN, GEN

INITIAL TRAINING SETTING: MOJT

CONDITION: While wearing body armor without ballistic inserts and issued helmet, given an aggressor, a knife, and without the aid of the references.

STANDARD: To eliminate the threat.

PERFORMANCE STEPS:

1. Execute a block for a vertical strike with follow-on techniques.
2. Execute a block for a forward strike with follow-on techniques.

REFERENCES:

1. MCO 1500.59_ Marine Corps Martial Arts Program
2. MCRP 3-02B Marine Corps Martial Arts

SUPPORT REQUIREMENTS:

EQUIPMENT:

1. Mouthpiece
2. Body Armor
3. Helmet
4. Training Knife
5. Groin protection
6. Eye protection

MISCELLANEOUS:

ADMINISTRATIVE INSTRUCTIONS:

1. Ensure all safety precautions are adhered to when performing this task.
2. The values based Mental and Character Tie-In associated with this task is "Dealing with fear".
3. The utility uniform may be substituted for body armor and helmet, at the discretion of the unit commander.

4. The use of live blades during Marine on Marine drills is not authorized. This can be trained to standard using training knives during all training evolutions.

MCCS-GREN-2031: Employ weapons of opportunity

EVALUATION-CODED: NO

SUSTAINMENT INTERVAL: 12 months

MOS PERFORMING: MCCS

GRADES: PVT, PFC, LCPL, CPL, SGT, SSGT, GYSGT, MSGT, 1STSGT, MGYSGT, SGTMAJ, WO-1, CWO-2, CWO-3, CWO-4, CWO-5, 2NDLT, 1STLT, CAPT, MAJ, LTCOL, COL, BGEN, MAJGEN, LTGEN, GEN

INITIAL TRAINING SETTING: MOJT

CONDITION: While wearing body armor without ballistic inserts and issued helmet, given an aggressor, using any available battlefield item, and without the aid of the references.

STANDARD: To disable the aggressor and gain the tactical advantage.

PERFORMANCE STEPS:

1. Execute a block for vertical strike with follow on strikes.
2. Execute a block for forward strike with follow on strikes.
3. Execute a block for reverse strike with follow on strikes.
4. Execute a block for a straight thrust with follow on strikes.

REFERENCES:

1. MCO 1500.59_ Marine Corps Martial Arts Program
2. MCRP 3-02B Marine Corps Martial Arts

SUPPORT REQUIREMENTS:

EQUIPMENT:

1. Mouthpiece
2. Body Armor
3. Helmet
4. Striking Pad
5. Training Baton

MISCELLANEOUS:

ADMINISTRATIVE INSTRUCTIONS:

1. Ensure all safety precautions are adhered to when performing this task.
 2. The values based Mental and Character Tie-In associated with this task is "Dealing with fatigue".
 3. The utility uniform may be substituted for body armor and helmet, at the discretion of the unit commander.
-

MCCS-GREN-2032: Execute ground fighting

EVALUATION-CODED: NO

SUSTAINMENT INTERVAL: 12 months

MOS PERFORMING: MCCS

GRADES: PVT, PFC, LCPL, CPL, SGT, SSGT, GYSGT, MSGT, 1STSGT, MGYSGT, SGTMAJ, WO-1, CWO-2, CWO-3, CWO-4, CWO-5, 2NDLT, 1STLT, CAPT, MAJ, LTCOL, COL, BGEN, MAJGEN, LTGEN, GEN

INITIAL TRAINING SETTING: MOJT

CONDITION: While starting on the ground and wearing body armor without ballistic inserts and issued helmet, given an aggressor, and without the aid of the references

STANDARD: To return to the basic warrior stance and gain tactical advantage.

PERFORMANCE STEPS:

1. Execute an armbar from the mount.
2. Execute an armbar from the guard.

REFERENCES:

1. MCO 1500.59_ Marine Corps Martial Arts Program
2. MCRP 3-02B Marine Corps Martial Arts

SUPPORT REQUIREMENTS:

EQUIPMENT:

1. Mouthpiece
2. Body Armor
3. Helmet

MISCELLANEOUS:

ADMINISTRATIVE INSTRUCTIONS:

1. This task requires a soft surface. Soft surfaces may include, but are not limited to, woodchips, sawdust, or mats.
 2. Ensure all safety precautions are adhered to when performing this task.
 3. The values based Mental and Character Tie-In associated with this task is the "Marine Corps Core Values".
 4. The utility uniform may be substituted for body armor and helmet, at the discretion of the unit commander.
-

5006. BROWN BELT EVENTS

MCCS-BRWN-2041: Execute bayonet techniques

EVALUATION-CODED: NO

SUSTAINMENT INTERVAL: 12 months

MOS PERFORMING: MCCS

GRADES: PVT, PFC, LCPL, CPL, SGT, SSGT, GYSGT, MSGT, 1STSGT, MGYSGT, SGTMAJ, WO-1, CWO-2, CWO-3, CWO-4, CWO-5, 2NDLT, 1STLT, CAPT, MAJ, LTCOL, COL, BGEN, MAJGEN, LTGEN, GEN

INITIAL TRAINING SETTING: MOJT

CONDITION: While wearing body armor without ballistic inserts and issued helmet, given an aggressor(s), a service rifle/carbine, a bayonet, and without the aid of the references.

STANDARD: To disable the aggressor(s) and gain the tactical advantage.

PERFORMANCE STEPS:

1. Execute 1 on 2 bayonet techniques.
2. Execute 2 on 1 bayonet techniques.
3. Execute 2 on 2 bayonet techniques.

REFERENCES:

1. MCO 1500.59_ Marine Corps Martial Arts Program
2. MCRP 3-02B Marine Corps Martial Arts

SUPPORT REQUIREMENTS:

EQUIPMENT:

1. Wooden bayonet trainer
2. Body Armor
3. Helmet w/face cage
4. Striking pad
5. Neck roll
6. Mouth piece
7. Hockey gloves

MISCELLANEOUS:

ADMINISTRATIVE INSTRUCTIONS:

1. Ensure all safety precautions are adhered to while performing this task.
2. The values based Mental and Character Tie-In associated with this task is "Combat Readiness".
3. The use of unsheathed bayonets during Marine on Marine drills is not authorized. Mastery of this event will be trained to standard using wooden bayonet trainers during all training evolutions.
4. Use of unsheathed bayonets is only authorized during command approved bayonet assault courses.

5. The utility uniform may be substituted for body armor and helmet, at the discretion of the unit commander, based on the unit's supply status, or other considerations. Striking pads will be used when this substitution is made.

MCCS-BRWN-2042: Execute ground fighting

EVALUATION-CODED: NO

SUSTAINMENT INTERVAL: 12 months

MOS PERFORMING: MCCS

GRADES: PVT, PFC, LCPL, CPL, SGT, SSGT, GYSGT, MSGT, 1STSGT, MGYSGT, SGTMAJ, WO-1, CWO-2, CWO-3, CWO-4, CWO-5, 2NDLT, 1STLT, CAPT, MAJ, LTCOL, COL, BGEN, MAJGEN, LTGEN, GEN

INITIAL TRAINING SETTING: MOJT

CONDITION: While wearing body armor without ballistic inserts and issued helmet, given an aggressor, and without the aid of the references.

STANDARD: To return to the basic warrior stance and gain tactical advantage.

PERFORMANCE STEPS:

1. Execute a bent armbar from side mount position.
2. Execute a basic leg lock.

REFERENCES:

1. MCO 1500.59_ Marine Corps Martial Arts Program
2. MCRP 3-02B Marine Corps Martial Arts

SUPPORT REQUIREMENTS:

EQUIPMENT:

1. Mouthpiece
2. Body Armor
3. Helmet

MISCELLANEOUS:

ADMINISTRATIVE INSTRUCTIONS:

1. This task requires a soft surface. Soft surfaces may include, but are not limited to, woodchips, sawdust, or mats.
 2. Ensure all safety precautions are adhered to when performing this task.
 3. The values based Mental and Character Tie-In associated with this task is "Citizenship".
 4. The utility uniform may be substituted for body armor and helmet, at the discretion of the unit commander.
-

MCCS-BRWN-2043: Execute ground chokes

EVALUATION-CODED: NO

SUSTAINMENT INTERVAL: 12 months

MOS PERFORMING: M CCS

GRADES: PVT, PFC, LCPL, CPL, SGT, SSGT, GYSGT, MSGT, 1STSGT, MGYSGT, SGTMAJ, WO-1, CWO-2, CWO-3, CWO-4, CWO-5, 2NDLT, 1STLT, CAPT, MAJ, LTCOL, COL, BGEN, MAJGEN, LTGEN, GEN

INITIAL TRAINING SETTING: MOJT

CONDITION: While wearing body armor without ballistic inserts and issued helmet, given an aggressor, and without the aid of the references.

STANDARD: To render an aggressor unconscious or gain control of a close combat situation through less than lethal force.

PERFORMANCE STEPS:

1. Execute a ground front choke.
2. Execute a ground rear choke.
3. Execute a ground side choke.
4. Execute a figure 4 variation to the ground rear choke.

REFERENCES:

1. MCO 1500.59_ Marine Corps Martial Arts Program
2. MCRP 3-02B Marine Corps Martial Arts

SUPPORT REQUIREMENTS:

EQUIPMENT:

1. Mouthpiece
2. Body Armor
3. Helmet

MISCELLANEOUS:

ADMINISTRATIVE INSTRUCTIONS:

1. This task requires a soft surface. Soft surfaces may include, but are not limited to, woodchips, sawdust, or mats.
2. Ensure all safety precautions are adhered to when performing this task.
3. The values based Mental and Character Tie-In associated with this task is the "Marine Corps Counseling Program".
4. The utility uniform may be substituted for body armor and helmet, at the discretion of the unit commander.

MCCS-BRWN-2044: Execute major outside reape throw

EVALUATION-CODED: NO

SUSTAINMENT INTERVAL: 12 months

MOS PERFORMING: M CCS

GRADES: PVT, PFC, LCPL, CPL, SGT, SSGT, GYSGT, MSGT, 1STSGT, MGYSGT, SGTMAJ, WO-1, CWO-2, CWO-3, CWO-4, CWO-5, 2NDLT, 1STLT, CAPT, MAJ, LTCOL, COL, BGEN, MAJGEN, LTGEN, GEN

INITIAL TRAINING SETTING: MOJT

CONDITION: While wearing body armor without ballistic inserts and issued helmet, given an aggressor, and without the aid of the references.

STANDARD: To force an aggressor to the deck and gain the tactical advantage.

PERFORMANCE STEPS:

1. Execute entry.
2. Execute angles of off-balancing.

REFERENCES:

1. MCO 1500.59_ Marine Corps Martial Arts Program
2. MCRP 3-02B Marine Corps Martial Arts

SUPPORT REQUIREMENTS:

EQUIPMENT:

1. Mouthpiece
2. Body Armor
3. Helmet

MISCELLANEOUS:

ADMINISTRATIVE INSTRUCTIONS:

1. This task requires a soft surface. Soft surfaces may include, but are not limited to, woodchips, sawdust, or mats.
 2. Ensure all safety precautions are adhered to when performing this task.
 3. The values based Mental and Character Tie-In associated with this task is "Cohesion".
 4. The utility uniform may be substituted for body armor and helmet, at the discretion of the unit commander.
-

MCCS-BRWN-2045: Execute unarmed versus handheld weapons

EVALUATION-CODED: NO

SUSTAINMENT INTERVAL: 12 months

MOS PERFORMING: MCCS

GRADES: PVT, PFC, LCPL, CPL, SGT, SSGT, GYSGT, MSGT, 1STSGT, WO-1, CWO-2, CWO-3, CWO-4, 2NDLT, 1STLT, CAPT, MAJ, LTCOL

INITIAL TRAINING SETTING: MOJT

CONDITION: While wearing body armor without ballistic inserts and issued helmet, given an aggressor with a handheld weapon, and without the aid of the references.

STANDARD: To disarm and disable the aggressor.

PERFORMANCE STEPS:

1. Execute hollowing out with a follow-on technique.
2. Execute a bent armbar counter.
3. Execute a forward armbar counter.
4. Execute a reverse armbar counter.

REFERENCES :

1. MCO 1500.59_ Marine Corps Martial Arts Program
2. MCRP 3-02B Marine Corps Martial Arts

SUPPORT REQUIREMENTS :

EQUIPMENT :

1. Mouthpiece
2. Body Armor
3. Helmet
4. Training baton or training knife

MISCELLANEOUS :

ADMINISTRATIVE INSTRUCTIONS :

1. This task requires a soft surface. Soft surfaces may include, but are not limited to, woodchips, sawdust, or mats.
2. Ensure all safety precautions are adhered to when performing this task.
3. The values based Mental and Character Tie-In associated with this task is the "Law of War".
4. The utility uniform may be substituted for body armor and helmet, at the discretion of the unit commander.

MCCS-BRWN-2046 : Execute firearm retention

EVALUATION-CODED : NO

SUSTAINMENT INTERVAL : 12 months

MOS PERFORMING : MCCS

GRADES : PVT, PFC, LCPL, CPL, SGT, SSGT, GYSGT, MSGT, 1STSGT, MGYSGT, SGTMAJ, WO-1, CWO-2, CWO-3, CWO-4, CWO-5, 2NDLT, 1STLT, CAPT, MAJ, LTCOL, COL, BGEN, MAJGEN, LTGEN, GEN

INITIAL TRAINING SETTING : MOJT

CONDITION : While wearing body armor without ballistic inserts and issued helmet, given an aggressor, pistol, pistol holster, and without the aid of the references.

STANDARD : To maintain positive control of the firearm and restrain aggressor.

PERFORMANCE STEPS :

1. Execute a blocking technique.
2. Execute an armbar technique.
3. Execute a wristlock technique.
4. Execute a same side grab to the front.
5. Execute same side grab to the rear.

REFERENCES :

1. MCO 1500.59_ Marine Corps Martial Arts Program
2. MCRP 3-02B Marine Corps Martial Arts

SUPPORT REQUIREMENTS:

EQUIPMENT:

1. Mouthpiece
2. Body Armor
3. Helmet
4. Training pistol
5. Holster

MISCELLANEOUS:

ADMINISTRATIVE INSTRUCTIONS:

1. This task requires a soft surface. Soft surfaces may include, but are not limited to, woodchips, sawdust, or mats.
 2. Ensure all safety precautions are adhered to when performing this task.
 3. The values based Mental and Character Tie-In associated with this task is "Band of Brothers".
 4. The utility uniform may be substituted for body armor and helmet, at the discretion of the unit commander.
-

MCCS-BRWN-2047: Execute knife techniques

EVALUATION-CODED: NO

SUSTAINMENT INTERVAL: 12 months

MOS PERFORMING: MCCS

GRADES: PVT, PFC, LCPL, CPL, SGT, SSGT, GYSGT, MSGT, 1STSGT, MGYSGT, SGTMAJ, WO-1, CWO-2, CWO-3, CWO-4, CWO-5, 2NDLT, 1STLT, CAPT, MAJ, LTCOL, COL, BGEN, MAJGEN, LTGEN, GEN

INITIAL TRAINING SETTING: MOJT

CONDITION: While wearing body armor without ballistic inserts and issued helmet, given an aggressor, a knife, and without the aid of the references.

STANDARD: To eliminate the threat.

PERFORMANCE STEPS:

1. Execute a block for a reverse strike with follow-on techniques.
2. Execute a block for a straight thrust with follow-on techniques.

REFERENCES:

1. MCO 1500.59_ Marine Corps Martial Arts Program
2. MCRP 3-02B Marine Corps Martial Arts

SUPPORT REQUIREMENTS:

EQUIPMENT:

1. Mouthpiece
2. Body Armor
3. Helmet
4. Training Knife

MISCELLANEOUS:

ADMINISTRATIVE INSTRUCTIONS:

1. Ensure all safety precautions are adhered to when performing this task.
 2. The values based Mental and Character Tie-In associated with this task is "Counseling Techniques".
 3. The utility uniform may be substituted for body armor and helmet, at the discretion of the unit commander.
 4. The use of live blades during Marine on Marine drills is not authorized. This can be trained to standard using training knives during all training evolutions.
-

MCCS-BRWN-2048: Execute firearm disarmament

EVALUATION-CODED: NO

SUSTAINMENT INTERVAL: 12 months

MOS PERFORMING: MCCS

GRADES: PVT, PFC, LCPL, CPL, SGT, SSGT, GYSGT, MSGT, 1STSGT, MGYSGT, SGTMAJ, WO-1, CWO-2, CWO-3, CWO-4, CWO-5, 2NDLT, 1STLT, CAPT, MAJ, LTCOL, COL, BGEN, MAJGEN, LTGEN, GEN

INITIAL TRAINING SETTING: MOJT

CONDITION: While wearing body armor without ballistic inserts and issued helmet, given an aggressor with a firearm, and without the aid of the references.

STANDARD: To disarm the aggressor and gain the tactical advantage.

PERFORMANCE STEPS:

1. Execute counter to the pistol to the front.
2. Execute counter to the pistol to the rear.

REFERENCES:

1. MCO 1500.59_ Marine Corps Martial Arts Program
2. MCRP 3-02B Marine Corps Martial Arts

SUPPORT REQUIREMENTS:

EQUIPMENT:

1. Mouthpiece
2. Body Armor
3. Helmet
4. Training pistol

MISCELLANEOUS:

ADMINISTRATIVE INSTRUCTIONS:

1. This task requires a soft surface. Soft surfaces may include, but are not limited to, woodchips, sawdust, or mats.
2. Ensure all safety precautions are adhered to when performing this task.

3. The values based Mental and Character Tie-In associated with this task is "Rank Structure".
 4. The utility uniform may be substituted for body armor and helmet, at the discretion of the unit commander.
-

5007. BLACK BELT EVENTS

MCCS-BLAK-2061: Execute bayonet techniques

EVALUATION-CODED: NO

SUSTAINMENT INTERVAL: 12 months

MOS PERFORMING: MCCS

GRADES: PVT, PFC, LCPL, CPL, SGT, SSGT, GYSGT, MSGT, 1STSGT, MGYSGT, SGTMAJ, WO-1, CWO-2, CWO-3, CWO-4, CWO-5, 2NDLT, 1STLT, CAPT, MAJ, LTCOL, COL, BGEN, MAJGEN, LTGEN, GEN

INITIAL TRAINING SETTING: MOJT

CONDITION: While wearing body armor without ballistic inserts and issued helmet, given an aggressor(s), a service rifle/carbine, a bayonet, without the aid of the references, and during low light.

STANDARD: To disable the aggressor(s) and gain the tactical advantage.

PERFORMANCE STEPS:

1. Execute 1 on 2 bayonet techniques.
2. Execute 2 on 1 bayonet techniques.
3. Execute 2 on 2 bayonet techniques.

REFERENCES:

1. MCO 1500.59_ Marine Corps Martial Arts Program
2. MCRP 3-02B Marine Corps Martial Arts

SUPPORT REQUIREMENTS:

EQUIPMENT:

1. Wooden bayonet trainer
2. Body Armor
3. Helmet w/face cage
4. Striking pad
5. Neck roll
6. Mouth piece
7. Hockey gloves

MISCELLANEOUS:

ADMINISTRATIVE INSTRUCTIONS:

1. Ensure all safety precautions are adhered to while performing this task.
2. The values based Mental and Character Tie-In associated with this task is the "Eternal Student".
3. The use of unsheathed bayonets during Marine on Marine drills is not authorized. Mastery of this event will be trained to standard using wooden bayonet trainers during all training evolutions.
4. Use of unsheathed bayonets is only authorized during command approved bayonet assault courses.

5. The utility uniform may be substituted for body armor and helmet, at the discretion of the unit commander, based on the unit's supply status, or other considerations. Striking pads will be used when this substitution is made.

MCCS-BLAK-2062: Execute a sweeping hip throw

EVALUATION-CODED: NO

SUSTAINMENT INTERVAL: 12 months

MOS PERFORMING: MCCS

GRADES: PVT, PFC, LCPL, CPL, SGT, SSGT, GYSGT, MSGT, 1STSGT, MGYSGT, SGTMAJ, WO-1, CWO-2, CWO-3, CWO-4, CWO-5, 2NDLT, 1STLT, CAPT, MAJ, LTCOL, COL, BGEN, MAJGEN, LTGEN, GEN

INITIAL TRAINING SETTING: MOJT

CONDITION: While wearing body armor without ballistic inserts and issued helmet, given an aggressor, and without the aid of the references.

STANDARD: To force an aggressor to the deck and gain the tactical advantage.

PERFORMANCE STEPS:

1. Execute entry.
2. Execute off-balancing.

REFERENCES:

1. MCO 1500.59_ Marine Corps Martial Arts Program
2. MCRP 3-02B Marine Corps Martial Arts

SUPPORT REQUIREMENTS:

EQUIPMENT:

1. Mouthpiece
2. Body Armor
3. Helmet

MISCELLANEOUS:

ADMINISTRATIVE INSTRUCTIONS:

1. This task requires a soft surface. Soft surfaces may include, but are not limited to, woodchips, sawdust, or mats.
 2. The values based Mental and Character Tie-In associated with this task is "The concept of the leader and the follower".
 3. The utility uniform may be substituted for body armor and helmet, at the discretion of the unit commander.
-

MCCS-BLAK-2063: Execute ground fighting

EVALUATION-CODED: NO

SUSTAINMENT INTERVAL: 12 months

MOS PERFORMING: MCCS

GRADES: PVT, PFC, LCPL, CPL, SGT, SSGT, GYSGT, MSGT, 1STSGT, MGYSGT, SGTMAJ, WO-1, CWO-2, CWO-3, CWO-4, CWO-5, 2NDLT, 1STLT, CAPT, MAJ, LTCOL, COL, BGEN, MAJGEN, LTGEN, GEN

INITIAL TRAINING SETTING: MOJT

CONDITION: While wearing body armor without ballistic inserts and issued helmet, given an aggressor, and without the aid of the references.

STANDARD: To return to the basic warrior stance and gain tactical advantage.

PERFORMANCE STEPS:

1. Execute a face rip from the guard.
2. Execute a straight armbar from a scarf hold.
3. Execute a bent armbar from a scarf hold.

REFERENCES:

1. MCO 1500.59_ Marine Corps Martial Arts Program
2. MCRP 3-02B Marine Corps Martial Arts

SUPPORT REQUIREMENTS:

EQUIPMENT:

1. Mouthpiece
2. Body Armor
3. Helmet

MISCELLANEOUS:

ADMINISTRATIVE INSTRUCTIONS:

1. This task requires a soft surface. Soft surfaces may include, but are not limited to, woodchips, sawdust, or mats.
2. Ensure all safety precautions are adhered to when performing this task.
3. The values based Mental and Character Tie-In associated with this task is "Maneuver Warfare".
4. The utility uniform may be substituted for body armor and helmet, at the discretion of the unit commander.

MCCS-BLAK-2064: Execute the neck crank takedown

EVALUATION-CODED: NO

SUSTAINMENT INTERVAL: 12 months

MOS PERFORMING: MCCS

GRADES: PVT, PFC, LCPL, CPL, SGT, SSGT, GYSGT, MSGT, 1STSGT, MGYSGT, SGTMAJ, WO-1, CWO-2, CWO-3, CWO-4, CWO-5, 2NDLT, 1STLT, CAPT, MAJ, LTCOL, COL, BGEN, MAJGEN, LTGEN, GEN

INITIAL TRAINING SETTING: MOJT

CONDITION: While wearing body armor without ballistic inserts and issued helmet, given an aggressor, and without the aid of the references.

STANDARD: To force an aggressor to the deck and gain the tactical advantage.

PERFORMANCE STEPS:

1. Execute entry.
2. Execute off-balancing.

REFERENCES:

1. MCO 1500.59_ Marine Corps Martial Arts Program
2. MCRP 3-02B Marine Corps Martial Arts

SUPPORT REQUIREMENTS:

EQUIPMENT:

1. Mouthpiece
2. Body Armor
3. Helmet

MISCELLANEOUS:

ADMINISTRATIVE INSTRUCTIONS:

1. This task requires a soft surface. Soft surfaces may include, but are not limited to, woodchips, sawdust, or mats.
 2. Ensure all safety precautions are adhered to when performing this task.
 3. The values based Mental and Character Tie-In associated with this task is "Leadership Styles".
 4. The utility uniform may be substituted for body armor and helmet, at the discretion of the unit commander.
-

MCCS-BLAK-2065: Execute chokes

EVALUATION-CODED: NO

SUSTAINMENT INTERVAL: 12 months

MOS PERFORMING: MCCS

GRADES: PVT, PFC, LCPL, CPL, SGT, SSGT, GYSGT, MSGT, 1STSGT, MGYSGT, SGTMAJ, WO-1, CWO-2, CWO-3, CWO-4, CWO-5, 2NDLT, 1STLT, CAPT, MAJ, LTCOL, COL, BGEN, MAJGEN, LTGEN, GEN

INITIAL TRAINING SETTING: MOJT

CONDITION: While wearing body armor without ballistic inserts and issued helmet, given an aggressor, and without the aid of the references.

STANDARD: To render an aggressor unconscious or gain control of a close combat situation through less than lethal force.

PERFORMANCE STEPS:

1. Execute a triangle choke.
2. Execute a guillotine choke.

REFERENCES :

1. MCO 1500.59_ Marine Corps Martial Arts Program
2. MCRP 3-02B Marine Corps Martial Arts

SUPPORT REQUIREMENTS :

EQUIPMENT :

1. Mouthpiece
2. Body Armor
3. Helmet

MISCELLANEOUS :

ADMINISTRATIVE INSTRUCTIONS :

1. This task requires a soft surface. Soft surfaces may include, but are not limited to, woodchips, sawdust, or mats.
 2. Ensure all safety precautions are adhered to when performing this task.
 3. The values based Mental and Character Tie-In associated with this task is "Sustaining the transformation".
 4. The utility uniform may be substituted for body armor and helmet, at the discretion of the unit commander.
-

MCCS-BLAK-2066 : Execute kneebars

EVALUATION-CODED : NO

SUSTAINMENT INTERVAL : 12 months

MOS PERFORMING : MCCS

GRADES : PVT, PFC, LCPL, CPL, SGT, SSGT, GYSGT, MSGT, 1STSGT, MGYSGT, SGTMAJ, WO-1, CWO-2, CWO-3, CWO-4, CWO-5, 2NDLT, 1STLT, CAPT, MAJ, LTCOL, COL, BGEN, MAJGEN, LTGEN, GEN

INITIAL TRAINING SETTING : MOJT

CONDITION : While wearing body armor without ballistic inserts and issued helmet, given an aggressor, and without the aid of the references.

STANDARD : To escape from a hold and gain the tactical advantage.

PERFORMANCE STEPS :

1. Execute rolling kneebars.
2. Execute sitting kneebars.

REFERENCES :

1. MCO 1500.59_ Marine Corps Martial Arts Program
2. MCRP 3-02B Marine Corps Martial Arts

SUPPORT REQUIREMENTS :

EQUIPMENT :

1. Mouthpiece
2. Body Armor
3. Helmet

MISCELLANEOUS:

ADMINISTRATIVE INSTRUCTIONS:

1. This task requires a soft surface. Soft surfaces may include, but are not limited to, woodchips, sawdust, or mats.
 2. Ensure all safety precautions are adhered to when performing this task.
 3. The values based Mental and Character Tie-In associated with this task is "Mentoring".
 4. The utility uniform may be substituted for body armor and helmet, at the discretion of the unit commander.
-

MCCS-BLAK-2067: Execute firearm disarmament

EVALUATION-CODED: NO

SUSTAINMENT INTERVAL: 12 months

MOS PERFORMING: MCCS

GRADES: PVT, PFC, LCPL, CPL, SGT, SSGT, GYSGT, MSGT, 1STSGT, MGYSGT, SGTMAJ, WO-1, CWO-2, CWO-3, CWO-4, CWO-5, 2NDLT, 1STLT, CAPT, MAJ, LTCOL, COL, BGEN, MAJGEN, LTGEN, GEN

INITIAL TRAINING SETTING: MOJT

CONDITION: While wearing body armor without ballistic inserts and issued helmet, given an aggressor with a firearm, and without the aid of the references.

STANDARD: To disarm the aggressor and gain the tactical advantage.

PERFORMANCE STEPS:

1. Execute counter to the pistol to the head one handed.
2. Execute counter to the pistol to the head two handed.

REFERENCES:

1. MCO 1500.59_ Marine Corps Martial Arts Program
2. MCRP 3-02B Marine Corps Martial Arts

SUPPORT REQUIREMENTS:

EQUIPMENT:

1. Mouthpiece
2. Body Armor
3. Helmet
4. Training Pistol

MISCELLANEOUS:

ADMINISTRATIVE INSTRUCTIONS:

1. This task requires a soft surface. Soft surfaces may include, but are not limited to, woodchips, sawdust, or mats.
2. Ensure all safety precautions are adhered to when performing this task.
3. The values based Mental and Character Tie-In associated with this task is "Decision Making".

4. The utility uniform may be substituted for body armor and helmet, at the discretion of the unit commander.

MCCS-BLAK-2068: Execute upper body strikes

EVALUATION-CODED: NO

SUSTAINMENT INTERVAL: 12 months

MOS PERFORMING: MCCS

GRADES: PVT, PFC, LCPL, CPL, SGT, SSGT, GYSGT, MSGT, 1STSGT, MGYSGT, SGTMAJ, WO-1, CWO-2, CWO-3, CWO-4, CWO-5, 2NDLT, 1STLT, CAPT, MAJ, LTCOL, COL, BGEN, MAJGEN, LTGEN, GEN

INITIAL TRAINING SETTING: MOJT

CONDITION: While wearing body armor without ballistic inserts and issued helmet, given an aggressor, and without the aid of the references.

STANDARD: To stun an aggressor and set up follow-on techniques.

PERFORMANCE STEPS:

1. Execute a cupped hand strike.
2. Execute a face smash.

REFERENCES:

1. MCO 1500.59_ Marine Corps Martial Arts Program
2. MCRP 3-02B Marine Corps Martial Arts

SUPPORT REQUIREMENTS:

EQUIPMENT:

1. Mouthpiece
2. Body Armor
3. Helmet
4. Striking Pad

MISCELLANEOUS:

ADMINISTRATIVE INSTRUCTIONS:

1. Ensure all safety precautions are adhered to when performing this task.
 2. The values based Mental and Character Tie-In associated with this task is "Values and Beliefs".
 3. The utility uniform may be substituted for body armor and helmet, at the discretion of the unit commander.
-

MCCS-BLAK-2069: Execute knife techniques

EVALUATION-CODED: NO

SUSTAINMENT INTERVAL: 12 months

MOS PERFORMING: MCCS

GRADES: PVT, PFC, LCPL, CPL, SGT, SSGT, GYSGT, MSGT, 1STSGT, MGYSGT, SGTMAJ, WO-1, CWO-2, CWO-3, CWO-4, CWO-5, 2NDLT, 1STLT, CAPT, MAJ, LTCOL, COL, BGEN, MAJGEN, LTGEN, GEN

INITIAL TRAINING SETTING: MOJT

CONDITION: While wearing body armor without ballistic inserts and issued helmet, given an aggressor, a knife, and without the aid of the references.

STANDARD: To eliminate the threat.

PERFORMANCE STEPS:

1. Execute a strong side vertical slash.
2. Execute a strong side vertical thrust.
3. Execute a strong side forward thrust.
4. Execute a strong side reverse thrust.
5. Execute a strong side forward slash.
6. Execute a strong side reverse slash.
7. Execute reverse grip reverse slash.
8. Execute a reverse grip forward thrust.
9. Execute reverse grip reverse thrust.
10. Execute a reverse grip forward slash.

REFERENCES:

1. MCO 1500.59_ Marine Corps Martial Arts Program
2. MCRP 3-02B Marine Corps Martial Arts

SUPPORT REQUIREMENTS:

EQUIPMENT:

1. Mouthpiece
2. Body Armor
3. Helmet
4. Training Knife

MISCELLANEOUS:

ADMINISTRATIVE INSTRUCTIONS:

1. Ensure all safety precautions are adhered to when performing this task.
2. The values based Mental and Character Tie-In associated with this task is "Operational Risk Management".
3. The utility uniform may be substituted for body armor and helmet, at the discretion of the unit commander.
4. The use of live blades during Marine on Marine drills is not authorized. This can be trained to standard using training knives during all training evolutions.

MCCS-BLAK-2070: Utilize weapons of opportunity

EVALUATION-CODED: NO

SUSTAINMENT INTERVAL: 12 months

MOS PERFORMING: MCCS

GRADES: PVT, PFC, LCPL, CPL, SGT, SSGT, GYSGT, MSGT, 1STSGT, MGYSGT, SGTMAJ, WO-1, CWO-2, CWO-3, CWO-4, CWO-5, 2NDLT, 1STLT, CAPT, MAJ, LTCOL, COL, BGEN, MAJGEN, LTGEN, GEN

INITIAL TRAINING SETTING: MOJT

CONDITION: While wearing body armor without ballistic inserts and issued helmet, given an aggressor, using any available battlefield item, and without the aid of the references.

STANDARD: To disable the aggressor and gain the tactical advantage.

PERFORMANCE STEPS:

1. Execute garrote from the rear.
2. Execute garrote from the front.

REFERENCES:

1. MCO 1500.59_ Marine Corps Martial Arts Program
2. MCRP 3-02B Marine Corps Martial Arts

SUPPORT REQUIREMENTS:

EQUIPMENT:

1. Mouthpiece
2. Body Armor
3. Helmet
4. Training Baton
5. 550 cord

MISCELLANEOUS:

ADMINISTRATIVE INSTRUCTIONS:

1. Ensure all safety precautions are adhered to when performing this task.
 2. The values based Mental and Character Tie-In associated with this task is "Ethical Leadership".
 3. The utility uniform may be substituted for body armor and helmet, at the discretion of the unit commander.
-

5008. 0916 MOS EVENTS

0916-ADMN-2041: Maintain MCMAP records

EVALUATION-CODED: NO **SUSTAINMENT INTERVAL:** 12 months

GRADES: CPL, SGT, SSGT, GYSGT, MSGT, 1STSGT, MGYSGT, SGTMAJ

INITIAL TRAINING SETTING: FORMAL

CONDITION: Given a NAVMC 11432, a Martial Arts Mishap Report, a training log, a completed training event, and with the aid of references.

STANDARD: To ensure documents are properly filled out, submitted, and maintained.

PERFORMANCE STEPS:

1. Maintain course materials.
2. Maintain administrative materials.
3. Prepare required reports.
4. Submit reports.

REFERENCES:

1. MCO 1500.59_ Marine Corps Martial Arts Program
2. Systems Approach to Training

0916-INST-2051: Supervise free sparring

EVALUATION-CODED: NO **SUSTAINMENT INTERVAL:** 12 months

DESCRIPTION: Free sparring is simply the application of basic MCMAP fundamentals, principles, and techniques in a closely supervised free flowing training evolution. The free sparring events the MAI will supervise must be commensurate with his/her belt level. Types of free sparring the MAI may supervise includes; Pugil Sticks, Body Sparring, Ground Fighting, Striking Standing Only, Striking Standing to Ground, Integrated Skills Free Sparring.

MOS PERFORMING: 0916

GRADES: CPL, SGT, SSGT, GYSGT, MSGT, 1STSGT, MGYSGT, SGTMAJ

INITIAL TRAINING SETTING: FORMAL

CONDITION: Given personnel, sparring equipment, and with the aid of references.

STANDARD: To ensure that any discrepancies are corrected immediately and the risk of injury is mitigated.

PERFORMANCE STEPS:

1. Review course materials.
2. Determine type of sparring event.

3. Conduct operational risk management.
4. Inspect required equipment.
5. Conduct pre-briefs.
6. Observe sparring Marines.
7. Correct deficiencies.
8. Conduct debrief.

REFERENCES :

1. MCO 1500.59_ Marine Corps Martial Arts Program
2. MCRP 3-02B Marine Corps Martial Arts
3. MCRP 6-11B Marine Corps Values: A User's Guide for Discussion Leaders
4. Systems Approach to Training

SUPPORT REQUIREMENTS :

EQUIPMENT :

1. See administrative instructions.

MISCELLANEOUS :

ADMINISTRATIVE INSTRUCTIONS :

1. Sparring equipment required for Pugil Sticks includes: Groin Protection, Flak Jacket, Neck Roll, Helmet, Mouthpiece, Gloves.
 2. Sparring equipment required for Body Sparring includes: Headgear, Mouthpiece, Groin Protection, 18 oz. boxing gloves (preferred), 16 oz. Boxing gloves (minimum), Wrist wraps (optional), Flack jacket (for females).
 3. Sparring equipment required for Ground Fighting includes: Mouthpiece, Groin Protection, all weapons used will be training weapons.
 4. Sparring equipment required for Striking Standing Only includes:
 - a. Without Weapons: Mouthpiece, Groin protection, Head gear, Minimum 16 oz. gloves, Hand wraps (optional), Shin and instep protection, Flack jacket (females).
 - b. With Weapons: Mouthpiece, Groin protection, Bayonet training helmet w/ full-face cage, Lacrosse gloves, Shin and instep protection, Flack jacket (all), all weapons will be training weapons.
 5. Sparring equipment required for Striking Standing to Ground includes: Mouthpiece, Groin protection, Head gear, Minimum 16 oz. gloves, Hand wraps (optional), Shin and instep protection, Flack jacket (females).
 6. Sparring equipment required for Integrated Skills Free Sparring includes: Mouthpiece, Groin protection, Bayonet training helmet w/ full-face cage, Lacrosse gloves, Shin and instep protection, Flack jacket (all), all weapons will be training weapons.
-

0916-INST-2054: Conduct sustainment and integration training

EVALUATION-CODED: NO

SUSTAINMENT INTERVAL: 12 months

MOS PERFORMING: 0916

GRADES: CPL, SGT, SSGT, GYSGT, MSGT, 1STSGT, MGYSGT, SGTMAJ

INITIAL TRAINING SETTING: FORMAL

CONDITION: Given Marines, a Martial Arts Kit (MAK), commander's intent, unit training plan, and with the aid of references.

STANDARD: In the time allotted and in accordance with the commander's intent and MCO 1500.59_.

PERFORMANCE STEPS:

1. Review unit training schedule.
2. Develop a sustainment and integration training plan.
3. Brief sustainment and integration training plan.
4. Inspect required equipment.
5. Conduct pre-briefs.
6. Review all previous belt techniques.
7. Demonstrate all previous belt techniques.
8. Observe students performing previous belt techniques.
9. Describe how previously learned techniques integrate into new skills.
10. Demonstrate learned techniques integrated into new skills.
11. Observe students performing previously learned techniques integrated into new skills.
12. Conduct combat conditioning drills/exercises.
13. Correct deficiencies.
14. Conduct debrief.
15. Conduct post training administration.

REFERENCES:

1. MCO 1500.59_ Marine Corps Martial Arts Program
2. MCRP 3-02B Marine Corps Martial Arts
3. Systems Approach to Training

0916-INST-2055: Conduct user level belt certification

EVALUATION-CODED: NO

SUSTAINMENT INTERVAL: 12 months

MOS PERFORMING: 0916

GRADES: CPL, SGT, SSGT, GYSGT, MSGT, 1STSGT, MGYSGT, SGTMAJ

INITIAL TRAINING SETTING: FORMAL

CONDITION: Given a student to be tested and a performance evaluation checklist.

STANDARD: To assess proficiency of the student's user level belt techniques and to ensure all discrepancies are identified and feedback is provided.

PERFORMANCE STEPS:

1. Review students training log.
2. Prepare testing area.
3. Conduct pre-briefs.
4. Conduct evaluation.
5. Conduct debrief.
6. Conduct post certification administration.

REFERENCES :

1. MCO 1500.59_ Marine Corps Martial Arts Program
 2. MCRP 3-02B Marine Corps Martial Arts
 3. MCRP 6-11B Marine Corps Values: A User's Guide for Discussion Leaders
-

0916-INST-2056: Reinforce Core Values through values based mental and character tie-ins

EVALUATION-CODED: NO

SUSTAINMENT INTERVAL: 12 months

DESCRIPTION: The realization of the responsibility on the part of martial arts instructors to know, reinforce, and model our core values is an essential component to being an effective martial arts instructor. The mental and character disciplines-the bedrock of MCMAP-assist in making leaders and citizens imbued with our core values of honor, courage and commitment. To accomplish this task successfully a constant effort must be made by all martial arts instructors to fill each MCMAP training evolution with professional, dynamic and effective mental and character values based instruction. The values based tie-in is an effective method for threading our Marine Corps Core Values, fundamental principles of leadership, and warrior ethos throughout all MCMAP training. MCMAP is a service wide program that is essential to sustaining the "Transformation".

GRADES: CPL, SGT, SSGT, GYSGT, MSGT, 1STSGT, MGYSGT, SGTMAJ

INITIAL TRAINING SETTING: FORMAL

CONDITION: With the aid of references and given personnel in a training environment.

STANDARD: So that all key points are discussed through proper technique in the time allotted.

PERFORMANCE STEPS:

1. Prepare for discussion.
2. Guide Discussion.
3. Utilize questioning techniques.
4. Evaluate students.
5. Correct deficiencies.

REFERENCES :

1. MCRP 6-11B Discussion Guide for Marine Corps Values
 2. MCWP 6-11 Leading Marines
 3. MCO 1500.59_ Marine Corps Martial Arts Program
-

FSIC-IMPI-2101: Prepare for Instruction

EVALUATION-CODED: NO

SUSTAINMENT INTERVAL: 3 months

GRADES: CPL, SGT, SSGT, GYSGT, MSGT, MGYSGT, WO-1, CWO-2, CWO-3, CWO-4, CWO-5, 2NDLT, 1STLT, CAPT, MAJ, LTCOL

INITIAL TRAINING SETTING: FORMAL

CONDITION: Given a Master Lesson File, an instructional setting, and references.

STANDARD: In accordance with the Systems Approach to Training (SAT) Manual chapter 4 sections 4100 and 4300.

PERFORMANCE STEPS:

1. Review course/training schedule.
2. Review lesson materials.
3. Assess time critical risk factors.
4. Prepare instructional environment.
5. Conduct rehearsals.

REFERENCES:

1. SAT MANUAL Systems Approach to Training Manual
-

FSIC-IMPI-2102: Employ Instructional Communication

EVALUATION-CODED: NO

SUSTAINMENT INTERVAL: 3 months

GRADES: CPL, SGT, SSGT, GYSGT, MSGT, MGYSGT, WO-1, CWO-2, CWO-3, CWO-4, CWO-5, 2NDLT, 1STLT, CAPT, MAJ, LTCOL

INITIAL TRAINING SETTING: FORMAL

CONDITION: Given a Master Lesson File, an instructional setting, and references.

STANDARD: In accordance with the Systems Approach to Training (SAT) Manual chapter 4 section 4400.

PERFORMANCE STEPS:

1. Employ verbal communication techniques.
2. Employ non-verbal communication techniques.
3. Employ listening techniques.
4. Employ questioning techniques.
5. Employ facilitation techniques.

REFERENCES:

1. SAT MANUAL Systems Approach to Training Manual
-

FSIC-IMPI-2103: Conduct a Lesson

EVALUATION-CODED: NO

SUSTAINMENT INTERVAL: 3 months

GRADES: CPL, SGT, SSGT, GYSGT, MSGT, MGYSGT, WO-1, CWO-2, CWO-3, CWO-4, CWO-5, 2NDLT, 1STLT, CAPT, MAJ, LTCOL

INITIAL TRAINING SETTING: FORMAL

CONDITION: Given a Master Lesson File, an instructional setting, and references.

STANDARD: In accordance with the Systems Approach to Training (SAT) Manual chapter 4 section 4400.

PERFORMANCE STEPS:

1. Introduce a lesson.
2. Present the main body of the lesson.
3. Present instructional methods.
4. Employ media.
5. Summarize the lesson.

REFERENCES:

1. SAT MANUAL Systems Approach to Training Manual
-

5009. 0917 MOS EVENTS

0917-ADMN-2051: Conduct MCMAP MAI Course administration

EVALUATION-CODED: NO **SUSTAINMENT INTERVAL:** 12 months

MOS PERFORMING: 0917

GRADES: SGT, SSGT, GYSGT, 1STSGT, MSGT, SGTMAJ, MGYSGT

INITIAL TRAINING SETTING: FORMAL

CONDITION: Given MAI Course materials, administrative materials, commanders intent, and with the aid of references.

STANDARD: To ensure course documents are prepared, submitted, and maintained in accordance with MCO 1500.59_.

PERFORMANCE STEPS:

1. Submit letter of instruction (LOI)/training schedule.
2. Maintain administrative materials.
3. Maintain course materials.
4. Complete NAVMC 11432.
5. Submit NAVMC 11432.
6. Complete required reports.
7. Submit required reports.
8. Maintain course records.

REFERENCES:

1. MCO 1500.59_ Marine Corps Martial Arts Program
 2. MCRP 3-0A Unit Training Management Guide
 3. Systems Approach to Training
-

0917-ADMN-2052: Advise the unit commander on all aspects of MCMAP

EVALUATION-CODED: NO **SUSTAINMENT INTERVAL:** 12 months

DESCRIPTION: The Martial Arts Instructor Trainer is expected to be able to brief the unit commander on all aspects of MCMAP which include: MCMAP philosophy, methodologies, implementation strategies, roles and responsibilities, sustainment and integration training, unit MCMAP readiness, and the MCMAP status of all Marines in the unit.

MOS PERFORMING: 0917

GRADES: SGT, SSGT, GYSGT, 1STSGT, MSGT, SGTMAJ, MGYSGT

INITIAL TRAINING SETTING: FORMAL

CONDITION: Given a unit, commander, and references.

STANDARD: To ensure the commander's understanding of MCMAP.

PERFORMANCE STEPS:

1. Review current MCMAP order.
2. Review current MCMAP doctrine.
3. Review MCMAP readiness of unit and all individuals.
4. Review MCMAP training on the unit training schedule.
5. Brief and advise the commander.

REFERENCES:

1. MCO 1500.59_ Marine Corps Martial Arts Program
 2. MCRP 3-02B Marine Corps Martial Arts
 3. MCRP 6-11B Marine Corps Values: A User's Guide for Discussion Leaders
-

0917-IMPI-2060: Employ Mentoring Techniques

EVALUATION-CODED: NO

SUSTAINMENT INTERVAL: 1 month

MOS PERFORMING: 0917

GRADES: CPL, SGT, SSGT, GYSGT, 1STSGT, MSGT, MGYSGT, SGTMAJ, WO-1, CWO-2, CWO-3, CWO-4, CWO-5, 2NDLT, 1STLT, CAPT, MAJ, LTCOL

INITIAL TRAINING SETTING: FORMAL

CONDITION: Given instructional materials and references.

STANDARD: To influence knowledge and attitudes.

PERFORMANCE STEPS:

1. Define mentoring
2. Identify mentoring roles
3. Determine mentoring relationships
4. Define mentee

REFERENCES:

1. MCO 1500.58 Marine Corps Mentoring Program (MCMP)
 2. MCRP 6-11B Marine Corps Values: A User's Guide for Discussion Leaders
 3. Systems Approach to Training
-

0917-INST-2068: Qualify Martial Arts Instructors

EVALUATION-CODED: NO

SUSTAINMENT INTERVAL: 12 months

MOS PERFORMING: 0917

GRADES: SGT, SSGT, GYSGT, 1STSGT, MSGT, SGTMAJ, MGYSGT

INITIAL TRAINING SETTING: FORMAL

CONDITION: Given students, MAI course materials, Martial Arts Kit (MAK), classroom, training areas, and with the aid of references.

STANDARD: So that all the events in the training schedule are executed on time and to standard in accordance with the current approved MAI Course Program of Instruction (POI).

PERFORMANCE STEPS:

1. Instruct the maintenance of MCMAP records.
2. Instruct the supervision of free sparring.
3. Instruct the conduct of sustainment and integration training.
4. Instruct the conduct of user level belt certification.
5. Instruct the conduct of values based mental and character tie-ins.

REFERENCES:

1. MAI POI Approved Martial Arts Instructor Course POI
2. MCO 1500.59_ Marine Corps Martial Arts Program
3. MCO 1553.2_ Management for Marine Corps Formal Schools & Training Centers
4. MCRP 3-02B Marine Corps Martial Arts
5. MCRP 6-11B Marine Corps Values: A User's Guide for Discussion Leaders
6. Systems Approach to Training

FSIC-IMPI-2104: Conduct After Lesson Management

EVALUATION-CODED: NO

SUSTAINMENT INTERVAL: 3 months

GRADES: CPL, SGT, SSGT, GYSGT, MSGT, MGYSGT, WO-1, CWO-2, CWO-3, CWO-4, CWO-5, 2NDLT, 1STLT, CAPT, MAJ, LTCOL

INITIAL TRAINING SETTING: FORMAL

CONDITION: After the completion of a lesson given evaluation forms, and references.

STANDARD: In accordance with the Systems Approach to Training (SAT) Manual chapter 4 section 4600.

PERFORMANCE STEPS:

1. Remove media.
2. Secure classified materials.
3. Reset the instructional environment.
4. Conduct clean up.
5. Turn-in any borrowed equipment and resources.
6. Review school SOP for additional after lesson actions.
7. Collect data.
8. Analyze data.
9. Record time critical operational risk assessment effectiveness.
10. Complete after instruction reports.

REFERENCES:

1. SAT MANUAL Systems Approach to Training Manual
-

ILC-IMPI-2100: Lead guided discussion

EVALUATION-CODED: NO

SUSTAINMENT INTERVAL: 3 months

GRADES: CPL, SGT, SSGT, GYSGT, 1STSGT, MSGT, MGYSGT, SGTMAJ, WO-1, CWO-2, CWO-3, CWO-4, CWO-5, 2NDLT, 1STLT, CAPT, MAJ, LTCOL

INITIAL TRAINING SETTING: FORMAL

CONDITION: Given instructional materials and references.

STANDARD: To influence attitudes and ensure the transfer of knowledge.

PERFORMANCE STEPS:

1. Define guided discussion.
2. Identify guided discussion characteristics.
3. Identify suitable TPD.
4. Determine suitable instructional setting.
5. Determine suitable subject matter.
6. Develop discussion guide outline.
7. Prepare for facilitation.
8. Lead guided discussion.
9. Evaluate the learning outcome.

REFERENCES:

1. ISBN 0-7879-7623-7 Active Training: Silberman
 2. ISBN 0-618-11649-4 McKeachie's Teaching Tips: McKeachie
 3. ISBN 0-7879-5225-7 Planning Programs for Adult Learners: Caffarella
 4. MCRP 6-11B W/CH 1 Marine Corps Values: A User's Guide for Discussion Leaders
-

ILC-IMPI-2110: Lead case study

EVALUATION-CODED: NO

SUSTAINMENT INTERVAL: 3 months

GRADES: CPL, SGT, SSGT, GYSGT, 1STSGT, MSGT, MGYSGT, SGTMAJ, WO-1, CWO-2, CWO-3, CWO-4, CWO-5, 2NDLT, 1STLT, CAPT, MAJ, LTCOL

INITIAL TRAINING SETTING: FORMAL

CONDITION: Given instructional materials and references.

STANDARD: To ensure the transfer of knowledge and skills.

PERFORMANCE STEPS:

1. Define case study.
2. Identify case study characteristics.
3. Identify suitable TPD.
4. Determine suitable Instructional setting.
5. Determine suitable subject matter.
6. Develop case study guide.
7. Prepare for facilitation.

8. Lead case study.
9. Evaluate the learning outcome.

REFERENCES :

1. ISBN 0-7879-7623-7 Active Training: Silberman
 2. ISBN 0-675-20632-4 Effective Strategies for Teaching Adults: Seaman & Fellenz
 3. ISBN 0-7879-5225-7 Planning Programs for Adult Learners: Caffarella
 4. UNCW The Case Study Method: Dr. David Weber
-

TMOS T&R MANUAL

CHAPTER 6

MARINE CORPS WATER SURVIVAL TRAINING PROGRAM INDIVIDUAL EVENTS

	<u>PARAGRAPH</u>	<u>PAGE</u>
PURPOSE	6000	6-2
EVENT CODING.	6001	6-2
INDEX OF EVENTS BY LEVEL.	6002	6-3
WATER SURVIVAL BASIC EVENTS	6003	6-4
WATER SURVIVAL INTERMEDIATE EVENTS	6004	6-8
WATER SURVIVAL ADVANCED EVENTS	6005	6-11
2000-LEVEL EVENTS	6006	6-15
2500-LEVEL EVENTS	6007	6-19

TMOS T&R MANUAL

CHAPTER 6

MARINE CORPS WATER SURVIVAL TRAINING PROGRAM INDIVIDUAL EVENTS

6000. PURPOSE. This chapter details the individual qualification events required for the Marine Corps Water Safety/Survival Program (MCWSSP) which applies to all Marines. This chapter also provides the individual events that pertain to MOS 0918, Marine Corps Instructor of Water Survival. The Marine Corps Water Safety/Survival Program qualification events are broken down into three levels (Basic, Intermediate, and Advanced). These events have been coded as Marine Corps Common Skills (MCCS). Each individual event contained in this chapter provides an event title, along with the conditions events will be performed under, and the standard to which the event must be performed to be successful.

6001. EVENT CODING

Events in the T&R Manual are depicted with a 12 field alphanumeric system, i.e. 0918-RESQ-2011. This chapter utilizes the following methodology:

a. The first four characters represent the community. This chapter contains the following community codes.

MCCS - Marine Corps Common Skills
0918 - Marine Corps Instructor of Water Survival

b. The second four characters represent the functional or duty area. This chapter contains the functional areas listed below.

WSB - Water Survival Basic (WSB)
WSI - Water Survival Intermediate (WSI)
WSA - Water Survival Advanced (WSA)
ISTR - Instruction
RESQ - Rescue
TRNG - Training

c. Field three - This field provides event level and numerical sequencing. This chapter contains the following event levels:

1000 - Core skills
2000 - Core plus skills
2500 - Marine Corps Instructor Trainer of Water Survival skills

6002. INDEX OF EVENTS BY LEVEL

1. WATER SURVIVAL BASIC (WSB) EVENTS

EVENT	DESCRIPTION	PAGE
	WATER SURVIVAL BASIC	
MCCS-WSB-1001	Execute 25 meter swim assessment	6-4
MCCS-WSB-1002	Conduct self rescue	6-4
MCCS-WSB-1003	Stay on the surface	6-5
MCCS-WSB-1004	Conduct gear shed	6-6
MCCS-WSB-1005	Employ floatation gear	6-6

2. WATER SURVIVAL INTERMEDIATE (WSI) EVENTS

EVENT	DESCRIPTION	PAGE
	WATER SURVIVAL INTERMEDIATE	
MCCS-WSI-2001	Employ floatation gear	6-8
MCCS-WSI-2002	Conduct self rescue	6-8
MCCS-WSI-2003	Stay on the surface	6-9
MCCS-WSI-2004	Conduct gear shed	6-10

3. WATER SURVIVAL ADVANCED (WSA) EVENTS

EVENT	DESCRIPTION	PAGE
	WATER SURVIVAL INTERMEDIATE	
MCCS-WSA-2011	Perform survival strokes	6-11
MCCS-WSA-2012	Conduct self rescue	6-11
MCCS-WSA-2013	Conduct buddy assist (active victim)	6-12
MCCS-WSA-2014	Conduct buddy assist (passive victim)	6-13
MCCS-WSA-2015	Rescue victim	6-13

4. MARINE CORPS INSTRUCTOR OF WATER SURVIVAL EVENTS

EVENT	DESCRIPTION	PAGE
	TRAINING	
0918-TRNG-2001	Conduct water survival training	6-15
0918-TRNG-2002	Evaluate survival strokes	6-15
0918-TRNG-2003	Develop unit training	6-16
	RESCUE	
0918-RESQ-2011	Rescue victim	6-16
0918-RESQ-2012	Conduct lifesaving	6-17
0918-RESQ-2013	Develop an Emergency Response Plan	6-18

5. MARINE CORPS INSTRUCTOR TRAINER OF WATER SURVIVAL EVENTS

EVENT	DESCRIPTION	PAGE
	INSTRUCTION	
0918-INST-2501	Instruct course management	6-19
0918-INST-2502	Perform skills evaluation	6-19
0918-INST-2503	Evaluate mastery of instructional techniques	6-20

6003. WATER SURVIVAL BASIC (WSB) EVENTS

MCCS-WSB-1001: Execute 25 meter swim assessment

EVALUATION-CODED: NO

SUSTAINMENT INTERVAL: 24 months

MOS PERFORMING: MCCS

GRADES: PVT, PFC, LCPL, CPL, SGT, SSGT, GYSGT, MSGT, 1STSGT, SGTMAJ, MGYSGT, WO-1, CWO-2, CWO-3, CWO-4, CWO-5, 2NDLT, 1STLT, CAPT, MAJ, LTCOL, COL, BGEN, MAJGEN, LTGEN, GEN

INITIAL TRAINING SETTING: FORMAL

CONDITION: Given an aquatic environment with shallow water and while wearing the combat uniform.

STANDARD: Without touching the bottom or sides, without stopping and without assistance.

PERFORMANCE STEPS:

1. Enter the water.
2. Swim 25 meters.
3. Exit the water.

REFERENCES:

1. ISBN: 0815105959 Swimming and Diving
2. MCO 1500.52_ Marine Corps Water Survival Training Program
3. MCRP 3-02C_ Marine Corps Water Survival

MISCELLANEOUS:

ADMINISTRATIVE INSTRUCTIONS: Survival strokes: Breaststroke, elementary backstroke, left sidestroke, right sidestroke, beginner stroke on front, and beginner stroke on back. The combat uniform is defined as follows; blouse, trousers, and boot. Shallow water is defined as greater than 3 feet and less than 5 feet of water. The swimmer is to be evaluated on the ability to safely swim 25 meters, not on the quality of the strokes used.

MCCS-WSB-1002: Conduct self rescue

EVALUATION-CODED: NO

SUSTAINMENT INTERVAL: 24 months

MOS PERFORMING: MCCS

GRADES: PVT, PFC, LCPL, CPL, SGT, SSGT, GYSGT, MSGT, 1STSGT, SGTMAJ, MGYSGT, WO-1, CWO-2, CWO-3, CWO-4, CWO-5, 2NDLT, 1STLT, CAPT, MAJ, LTCOL, COL, BGEN, MAJGEN, LTGEN, GEN

INITIAL TRAINING SETTING: FORMAL

CONDITION: Given an aquatic environment with deep water, a height of 8 to 10 feet, and while wearing the combat uniform.

STANDARD: Without injury, in performance step sequence, for 25 meters, utilizing one or more of the survival strokes, and without assistance or artificial flotation.

PERFORMANCE STEPS:

1. Enter the water from a height.
2. Orient to surface.
3. Clear a breathing space while surfacing.
4. Orient to safety.
5. Swim to safety utilizing one or a combination of survival strokes.

REFERENCES:

1. ISBN: 0815105959 Swimming and Diving
2. MCO 1500.52_ Marine Corps Water Survival Training Program
3. MCRP 3-02C_ Marine Corps Water Survival

MISCELLANEOUS:

ADMINISTRATIVE INSTRUCTIONS: Survival strokes: Breaststroke, elementary backstroke, left sidestroke, right sidestroke, beginner stroke on front, and beginner stroke on back. The combat uniform is defined as follows; blouse, trousers, and boot. Deep water is defined as greater than 9 feet of water.

MCCS-WSB-1003: Stay on the surface

EVALUATION-CODED: NO

SUSTAINMENT INTERVAL: 24 months

MOS PERFORMING: MCCS

GRADES: PVT, PFC, LCPL, CPL, SGT, SSGT, GYSGT, MSGT, 1STSGT, SGTMAJ, MGYSGT, WO-1, CWO-2, CWO-3, CWO-4, CWO-5, 2NDLT, 1STLT, CAPT, MAJ, LTCOL, COL, BGEN, LTGEN, GEN

INITIAL TRAINING SETTING: FORMAL

CONDITION: Given an aquatic environment with deep water and a Marine wearing the combat uniform.

STANDARD: For 4 minutes.

PERFORMANCE STEPS:

1. Enter the water.
2. Utilize one or a combination of personal water survival techniques.
3. Exit the water.

REFERENCES:

1. ISBN: 0815105959 Swimming and Diving
2. MCO 1500.52_ Marine Corps Water Survival Training Program
3. MCRP 3-02C_ Marine Corps Water Survival

MISCELLANEOUS:

ADMINISTRATIVE INSTRUCTIONS: Surface survival techniques: Treading water, sweep method, T-method, blouse inflation, and trouser inflation. The combat uniform is defined as follows; blouse, trousers, and boot. Deep water is defined as greater than 9 feet of water.

MCCS-WSB-1004: Conduct gear shed

EVALUATION-CODED: NO

SUSTAINMENT INTERVAL: 24 months

MOS PERFORMING: MCCS

GRADES: PVT, PFC, LCPL, CPL, SGT, SSGT, GYSGT, MSGT, 1STSGT, SGTMAJ, MGYSGT, WO-1, CWO-2, CWO-3, CWO-4, CWO-5, 2NDLT, 1STLT, CAPT, MAJ, LTCOL, COL, BGEN, MAJGEN, LTGEN, GEN

INITIAL TRAINING SETTING: FORMAL

CONDITION: Given an aquatic environment, while in shallow water, and wearing the combat uniform with a full combat load.

STANDARD: In less than 10 seconds, prior to surfacing until only the combat uniform remains.

PERFORMANCE STEPS:

1. Submerge.
2. Remove combat load.
3. Surface.

REFERENCES:

1. MCO 1500.52_ Marine Corps Water Survival Training Program
2. MCRP 3-02C_ Marine Corps Water Survival

MISCELLANEOUS:

ADMINISTRATIVE INSTRUCTIONS: Head and body may surface; face must be under water while removing the combat load. The full combat load identified in the condition will be dependent on the unit each Marine is assigned. The minimum gear required is as follows; Flak w/ballistic inserts, service rifle, and a helmet. The combat uniform is defined as follows; blouse, trousers, and boot. Shallow water is defined as greater than 3 feet and less than 5 feet of water. Do not use raised platforms due to risk of injury.

MCCS-WSB-1005: Employ floatation gear

EVALUATION-CODED: NO

SUSTAINMENT INTERVAL: 24 months

MOS PERFORMING: MCCS

GRADES: PVT, PFC, LCPL, CPL, SGT, SSGT, GYSGT, MSGT, 1STSGT, SGTMAJ, MGYSGT, WO-1, CWO-2, CWO-3, CWO-4, CWO-5, 2NDLT, 1STLT, CAPT, MAJ, LTCOL, COL, BGEN, MAJGEN, LTGEN, GEN

INITIAL TRAINING SETTING: FORMAL

CONDITION: Given an aquatic environment with deep water, using a properly waterproofed pack, and while wearing the combat uniform.

STANDARD: For a distance of 25 meters without loss of gear.

PERFORMANCE STEPS:

1. Enter the water.
2. Gain control of pack.
3. Maintain control of pack.
4. Move to safety utilizing one of the pack retention methods.

REFERENCES:

1. ISBN: 15484800755 Lifeguard Training, American Red Cross
2. MCO 1500.52_ Marine Corps Water Survival Training Program
3. MCRP 3-02C_ Marine Corps Water Survival

MISCELLANEOUS:

ADMINISTRATIVE INSTRUCTIONS: Pack retention methods: Pack in abdomen face-down, pack in abdomen face-up, and grasping with one hand. No platform will be used due to risk of injury. The combat uniform is defined as follows; blouse, trousers, and boot. Deep water is defined as greater than 9 feet of water.

6004. WATER SURVIVAL INTERMEDIATE (WSI) EVENTS

MCCS-WSI-2001: Employ floatation gear

EVALUATION-CODED: NO

SUSTAINMENT INTERVAL: 36 months

MOS PERFORMING: MCCS

GRADES: PVT, PFC, LCPL, CPL, SGT, SSGT, GYSGT, MSGT, 1STSGT, SGTMAJ, MGYSGT, WO-1, CWO-2, CWO-3, CWO-4, CWO-5, 2NDLT, 1STLT, CAPT, MAJ, LTCOL, COL, BGEN, MAJGEN, LTGEN, GEN

INITIAL TRAINING SETTING: FORMAL

CONDITION: Given an aquatic environment, a properly waterproofed pack, while wearing the combat uniform with a full combat load.

STANDARD: For a distance of 50 meters, in shallow and deep water, without loss of gear.

PERFORMANCE STEPS:

1. Enter shallow water.
2. Remove combat load.
3. Secure combat load to a properly waterproofed pack.
4. Walk 25 meters in shallow water pushing or towing gear.
5. Swim 25 meters in deep water pushing or towing gear.
6. Exit water.

REFERENCES:

1. MCO 1500.52_ Marine Corps Water Survival Training Program
2. MCRP 3-02C_ Marine Corps Water Survival

MISCELLANEOUS:

ADMINISTRATIVE INSTRUCTIONS: The full combat load identified in the condition will be dependent on the unit each Marine is assigned. The minimum gear required is as follows; Flak w/ballistic inserts, service rifle, and a helmet. The combat uniform is defined as follows; blouse, trousers, and boot. Shallow water is defined as greater than 3 feet and less than 5 feet of water. Deep water is defined as greater than 9 feet of water.

MCCS-WSI-2002: Conduct self rescue

EVALUATION-CODED: NO

SUSTAINMENT INTERVAL: 36 months

MOS PERFORMING: MCCS

GRADES: PVT, PFC, LCPL, CPL, SGT, SSGT, GYSGT, MSGT, 1STSGT, SGTMAJ, MGYSGT, WO-1, CWO-2, CWO-3, CWO-4, CWO-5, 2NDLT, 1STLT, CAPT, MAJ, LTCOL, COL, BGEN, MAJGEN, LTGEN, GEN

INITIAL TRAINING SETTING: FORMAL

CONDITION: Given an aquatic environment with deep water, a height of 8 to 10 feet, and while wearing the combat uniform.

STANDARD: Without injury, in performance step sequence, for 250 meters, utilizing one or more of the survival strokes, and without assistance or artificial flotation.

PERFORMANCE STEPS:

1. Enter the water from a height.
2. Orient to surface.
3. Clear a breathing space while surfacing.
4. Orient to safety.
5. Swim to safety utilizing one or a combination of survival strokes.

REFERENCES:

1. ISBN: 0815105959 Swimming and Diving
2. MCO 1500.52_ Marine Corps Water Survival Training Program
3. MCRP 3-02C_ Marine Corps Water Survival

MISCELLANEOUS:

ADMINISTRATIVE INSTRUCTIONS: Survival strokes: Breaststroke, elementary backstroke, left sidestroke, right sidestroke, beginner stroke on front, and beginner stroke on back. The combat uniform is defined as follows; blouse, trousers, and boot. Deep water is defined as greater than 9 feet of water.

MCCS-WSI-2003: Stay on the surface

EVALUATION-CODED: NO

SUSTAINMENT INTERVAL: 36 months

MOS PERFORMING: MCCS

GRADES: PVT, PFC, LCPL, CPL, SGT, SSGT, GYSGT, MSGT, 1STSGT, SGTMAJ, MGYSGT, WO-1, CWO-2, CWO-3, CWO-4, CWO-5, 2NDLT, 1STLT, CAPT, MAJ, LTCOL, COL, BGEN, MAJGEN, LTGEN, GEN

INITIAL TRAINING SETTING: FORMAL

CONDITION: Given an aquatic environment with deep water, while wearing the combat uniform.

STANDARD: In performance step sequence, floating for 10 minutes.

PERFORMANCE STEPS:

1. Enter water.
2. Execute blouse inflation.
3. Remove boots and retain on person.
4. Execute trouser inflation.
5. Exit water.

REFERENCES :

1. MCO 1500.52_ Marine Corps Water Survival Training Program
2. MCRP 3-02C_ Marine Corps Water Survival

MISCELLANEOUS :

ADMINISTRATIVE INSTRUCTIONS : The Marine will perform a 2 minute blouse inflation and an 8 minute trouser inflation in a total of 10 minutes. The combat uniform is defined as follows; blouse, trousers, and boot. Deep water is defined as greater than 9 feet of water.

MCCS-WSI-2004 : Conduct gear shed

EVALUATION-CODED : NO

SUSTAINMENT INTERVAL : 36 months

MOS PERFORMING : MCCS

GRADES : PVT, PFC, LCPL, CPL, SGT, SSGT, GYSGT, MSGT, 1STSGT, SGTMAJ, MGYSGT, WO-1, CWO-2, CWO-3, CWO-4, CWO-5, 2NDLT, 1STLT, CAPT, MAJ, LTCOL, COL, BGEN, MAJGEN, LTGEN, GEN

INITIAL TRAINING SETTING : FORMAL

CONDITION : Given an aquatic environment, while in deep water, and wearing the combat uniform with a full combat load.

STANDARD : Without surfacing, in less than 20 seconds, until only the combat uniform remains.

PERFORMANCE STEPS :

1. Submerge.
2. Remove combat load.
3. Surface.

REFERENCES :

1. MCO 1500.52_ Marine Corps Water Survival Training Program
2. MCRP 3-02C_ Marine Corps Water Survival

MISCELLANEOUS :

ADMINISTRATIVE INSTRUCTIONS : Head and body may surface; face must be under water while removing the combat load. The full combat load identified in the condition will be dependent on the unit each Marine is assigned. The minimum gear required is as follows; Flak w/ballistic inserts, service rifle, and a helmet. The combat uniform is defined as follows; blouse, trousers, and boot. Deep water is defined as greater than 9 feet of water. Do not use raised platforms due to risk of injury.

6005. WATER SURVIVAL ADVANCED (WSA) EVENTS

MCCS-WSA-2011: Perform survival strokes

EVALUATION-CODED: NO

SUSTAINMENT INTERVAL: 36 months

MOS PERFORMING: MCCS

GRADES: PVT, PFC, LCPL, CPL, SGT, SSGT, GYSGT, MSGT, 1STSGT, SGTMAJ, MGYSGT, WO-1, CWO-2, CWO-3, CWO-4, CWO-5, 2NDLT, 1STLT, CAPT, MAJ, LTCOL, COL, BGEN, MAJGEN, LTGEN, GEN

INITIAL TRAINING SETTING: FORMAL

CONDITION: Given an aquatic environment with deep water and while wearing the combat uniform.

STANDARD: Using proper techniques for a distance of 25 meters per stroke for a total of 75 meters.

PERFORMANCE STEPS:

1. Enter the water.
2. Perform breaststroke.
3. Perform sidestroke.
4. Perform backstroke.
5. Exit the water.

REFERENCES:

1. ISBN: 0815105959 Swimming and Diving
2. MCO 1500.52_ Marine Corps Water Survival Training Program
3. MCRP 3-02C_ Marine Corps Water Survival

MISCELLANEOUS:

ADMINISTRATIVE INSTRUCTIONS: The combat uniform is defined as follows; blouse, trousers, and boot. Deep water is defined as greater than 9 feet of water.

MCCS-WSA-2012: Conduct self rescue

EVALUATION-CODED: NO

SUSTAINMENT INTERVAL: 36 months

MOS PERFORMING: MCCS

GRADES: PVT, PFC, LCPL, CPL, SGT, SSGT, GYSGT, MSGT, 1STSGT, SGTMAJ, MGYSGT, WO-1, CWO-2, CWO-3, CWO-4, CWO-5, 2NDLT, 1STLT, CAPT, MAJ, LTCOL, COL, BGEN, MAJGEN, LTGEN, GEN

INITIAL TRAINING SETTING: FORMAL

CONDITION: Given an aquatic environment with deep water, a height of 8 to 10 feet, and while wearing the combat uniform.

STANDARD: Without injury, in performance step sequence, for 500 meters, utilizing one or more of the survival strokes, and without assistance or artificial flotation.

PERFORMANCE STEPS:

1. Enter the water from a height.
2. Orient to surface.
3. Clear a breathing space while surfacing.
4. Orient to safety.
5. Swim to safety utilizing one or a combination of survival strokes.

REFERENCES:

1. ISBN: 0815105959 Swimming and Diving
2. MCO 1500.52_ Marine Corps Water Survival Training Program
3. MCRP 3-02C_ Marine Corps Water Survival

MISCELLANEOUS:

ADMINISTRATIVE INSTRUCTIONS: Survival strokes: Breaststroke, elementary backstroke, left sidestroke, right sidestroke, beginner stroke on front, and beginner stroke on back. The combat uniform is defined as follows; blouse, trousers, and boot. Deep water is defined as greater than 9 feet of water.

MCCS-WSA-2013: Conduct buddy assist (active victim)

EVALUATION-CODED: NO

SUSTAINMENT INTERVAL: 36 months

MOS PERFORMING: MCCS

GRADES: PVT, PFC, LCPL, CPL, SGT, SSGT, GYSGT, MSGT, 1STSGT, SGTMAJ, MGYSGT, WO-1, CWO-2, CWO-3, CWO-4, CWO-5, 2NDLT, 1STLT, CAPT, MAJ, LTCOL, COL, BGEN, MAJGEN, LTGEN, GEN

INITIAL TRAINING SETTING: FORMAL

CONDITION: Given an aquatic environment, rescue device and a victim in deep water, while wearing a combat uniform.

STANDARD: Without injury or loss of life.

PERFORMANCE STEPS:

1. Identify victim.
2. Enter the water with rescue device.
3. Swim to the victim.
4. Present rescue device to the victim.
5. Assist the victim to safety.

REFERENCES:

1. ISBN: 15484800755 Lifeguard Training, American Red Cross
1. MCO 1500.52_ Marine Corps Water Survival Training Program
2. MCRP 3-02C_ Marine Corps Water Survival

MISCELLANEOUS:

ADMINISTRATIVE INSTRUCTIONS: Active drowning victim must be wearing a combat uniform. The combat uniform is defined as follows; blouse, trousers, and boot. In order to demonstrate mastery, a Marine must assist victim for 25 meters and use a properly waterproofed pack as the rescue device.

MCCS-WSA-2014: Conduct buddy assist (passive victim)

EVALUATION-CODED: NO

SUSTAINMENT INTERVAL: 36 months

MOS PERFORMING: MCCS

GRADES: PVT, PFC, LCPL, CPL, SGT, SSGT, GYSGT, MSGT, 1STSGT, SGTMAJ, MGYSGT, WO-1, CWO-2, CWO-3, CWO-4, CWO-5, 2NDLT, 1STLT, CAPT, MAJ, LTCOL, COL, BGEN, MAJGEN, LTGEN, GEN

INITIAL TRAINING SETTING: FORMAL

CONDITION: Given an aquatic environment, rescue device and a victim in deep water, while wearing a combat uniform.

STANDARD: Without injury or loss of life.

PERFORMANCE STEPS:

1. Identify victim.
2. Enter the water with rescue device.
3. Swim to the victim.
4. Maneuver the victim onto the rescue device so that the victim's face remains out of the water.
5. Tow the victim to safety.

REFERENCES:

1. ISBN: 15484800755 Lifeguard Training, American Red Cross
2. MCO 1500.52_ Marine Corps Water Survival Training Program
3. MCRP 3-02C_ Marine Corps Water Survival

MISCELLANEOUS:

ADMINISTRATIVE INSTRUCTIONS: Passive drowning victim must be wearing a combat uniform. The combat uniform is defined as follows; blouse, trousers, and boot. In order to demonstrate mastery, a Marine must assist victim for 25 meters and use a properly waterproofed pack as the rescue device.

MCCS-WSA-2015: Rescue victim

DESCRIPTION: When performing this event the situation will dictate which techniques should be used. In order to demonstrate mastery, a Marine must be able to perform all types of escapes, level-offs, and tows.

EVALUATION-CODED: NO

SUSTAINMENT INTERVAL: 36 months

MOS PERFORMING: MCCS

GRADES: PVT, PFC, LCPL, CPL, SGT, SSGT, GYSGT, MSGT, 1STSGT, SGTMAJ, MGYSGT, WO-1, CWO-2, CWO-3, CWO-4, CWO-5, 2NDLT, 1STLT, CAPT, MAJ, LTCOL, COL, BGEN, MAJGEN, LTGEN, GEN

INITIAL TRAINING SETTING: FORMAL

CONDITION: While wearing a combat uniform, given an aquatic environment, and a victim wearing a full combat load and combat uniform in deep water 20 meters from the rescuer.

STANDARD: Without injury to the rescuer so that the victim's face remains out of the water for a distance of 10 meters.

PERFORMANCE STEPS:

1. Identify victim.
2. Enter the water.
3. Swim to the victim.
4. Perform a swimmers assist as required.
5. Perform appropriate escape technique as required.
6. Perform appropriate level-off technique as required.
7. Perform appropriate tow technique as required.
8. Move the victim to safety.

REFERENCES:

1. ISBN: 15484800755 Lifeguard Training, American Red Cross
2. MCRP 3-02C_ Marine Corps Water Survival

MISCELLANEOUS:

ADMINISTRATIVE INSTRUCTIONS: The victim's full combat load identified in the condition will be dependent on the unit each Marine is assigned. The victim's minimum gear required is as follows; Flak w/ballistic inserts, service rifle, and a helmet. The rescuer's and victim's combat uniform is defined as follows; blouse, trousers, and boot. Deep water is defined as greater than 9 feet of water. Escape techniques are as follows; front head hold escape, rear head hold escape, and wrist grip escape. Level-off techniques are as follows; single armpit level-off and double armpit level-off. Tow techniques are as follows; wrist tow, collar tow, cross-chest carry, single armpit tow, and double armpit tow.

6006. MARINE CORPS INSTRUCTOR OF WATER SURVIVAL EVENTS

0918-TRNG-2001: Conduct water survival training

EVALUATION-CODED: NO **SUSTAINMENT INTERVAL:** 36 months

GRADES: CPL, SGT, SSGT, GYSGT, MSGT, MGYSGT, 2NDLT, 1STLT, CAPT, MAJ

INITIAL TRAINING SETTING: FORMAL

CONDITION: Given students, subject material, and a training area.

STANDARD: In accordance with the Systems Approach to Training (SAT) Manual chapter 4 section 4400.

PERFORMANCE STEPS:

1. Prepare for instruction.
2. Conduct a lesson.

REFERENCES:

1. FSIC Instructional Management School, Formal School Instructor Curriculum
 2. MCO 1500.52_ Marine Corps Water Survival Training Program
 3. MCO 3500.27B Operational Risk Management (ORM) (May 04)
 4. Systems Approach to Training
-

0918-TRNG-2002: Evaluate survival strokes

EVALUATION-CODED: NO **SUSTAINMENT INTERVAL:** 36 months

MOS PERFORMING: 0918

GRADES: CPL, SGT, SSGT, GYSGT, MSGT, MGYSGT, 2NDLT, 1STLT, CAPT, MAJ

INITIAL TRAINING SETTING: FORMAL

CONDITION: Given a Marine wearing a combat uniform and in an aquatic environment.

STANDARD: By identifying faults and performing remediation as required in accordance with NAVMC 11631.

PERFORMANCE STEPS:

1. Analyze strokes.
2. Determine required remediation.
3. Remediate.

REFERENCES:

1. ISBN: 0815105959 Swimming and Diving
2. ISBN: 0815105967 Water Safety Instructor's Manual, American Red Cross
3. MCO 3500.27B Operational Risk Management (ORM) (May 04)
4. MCO 1500.52_ Marine Corps Water Survival Training Program

STANDARD: Without injury to the rescuer so that the victim's face remains out of the water for a distance of 25 meters.

PERFORMANCE STEPS:

1. Identify victim.
2. Enter the water.
3. Swim to the victim.
4. Perform a swimmers assist as required.
5. Perform appropriate escape technique as required.
6. Perform appropriate level-off technique as required.
7. Perform appropriate tow technique as required.
8. Move the victim to safety.

REFERENCES:

1. ISBN: 15484800755 Lifeguard Training, American Red Cross
2. MCRP 3-02C_ Marine Corps Water Survival

MISCELLANEOUS:

ADMINISTRATIVE INSTRUCTIONS: The full combat load identified in the condition will be dependent on the unit each Marine is assigned. The minimum gear required is as follows; Flak w/ballistic inserts, service rifle, and a helmet. The combat uniform is defined as follows; blouse, trousers, and boot. Deep water is defined as greater than 9 feet of water. Escape techniques are as follows; front head hold escape, rear head hold escape, and wrist grip escape. Level-off techniques are as follows; single armpit level-off and double armpit level-off. Tow techniques are as follows; wrist tow, collar tow, cross-chest carry, single armpit tow, and double armpit tow.

0918-RESQ-2012: Conduct lifesaving

EVALUATION-CODED: NO

SUSTAINMENT INTERVAL: 36 months

MOS PERFORMING: 0918

GRADES: CPL, SGT, SSGT, GYSGT, MSGT, MGYSGT, 2NDLT, 1STLT, CAPT, MAJ

INITIAL TRAINING SETTING: FORMAL

CONDITION: In an aquatic environment, given a victim, and rescue equipment.

STANDARD: By preventing death or further injury until relieved by follow-on care.

PERFORMANCE STEPS:

1. Assess the situation.
2. Identify the victim's condition.
3. Perform rescue if necessary.
4. Perform Cardiopulmonary Resuscitation (CPR).
5. Perform First Aid.
6. Administer an Automated External Defibrillator (AED).

7. Administer Oxygen.
8. Perform Spinal Management.

REFERENCES:

1. ISBN: 0815105967 Water Safety Instructor's Manual, American Red Cross
2. ISBN: 15484800755 Lifeguard Training, American Red Cross
3. MCO 1500.52_ Marine Corps Water Survival Training (MCWST)

MISCELLANEOUS:

ADMINISTRATIVE INSTRUCTIONS: Receiving and maintaining American Red Cross certifications in the following is required: "Lifeguarding/Waterfront Lifeguarding & Standard 1st Aid - 3 yrs" and "CPR/Oxygen/AED for the Professional Rescuer - 1 yr".

0918-RESQ-2013: Develop an Emergency Response Plan

EVALUATION-CODED: NO

SUSTAINMENT INTERVAL: 36 months

MOS PERFORMING: 0918

GRADES: CPL, SGT, SSGT, GYSGT, MSGT, MGYSGT, 2NDLT, 1STLT, CAPT, MAJ

INITIAL TRAINING SETTING: FORMAL

CONDITION: In an aquatic environment, given personnel to be trained and with the aid of references.

STANDARD: That details individual actions required in the event of an emergency and that ensures higher level care is provided.

PERFORMANCE STEPS:

1. Review MCO 1500.52_.
2. Determine safety personnel requirements.
3. Determine safety equipment requirements.
4. Create an Emergency Response Plan.
5. Ensure an EMS response system is established.
6. Implement the plan.
7. Rehearse the plan.

REFERENCES:

1. MCO 1500.52_ Marine Corps Water Survival Training (MCWST) Program
 2. MCO 3500.27B Operational Risk Management (ORM) (May 04)
 3. ISBN: 15484800755 Lifeguard Training, American Red Cross
-

6007. MARINE CORPS INSTRUCTOR TRAINER OF WATER SURVIVAL EVENTS

0918-INST-2501: Instruct course management

EVALUATION-CODED: NO **SUSTAINMENT INTERVAL:** 36 months

GRADES: SGT, SSGT, GYSGT, MSGT, 2NDLT, 1STLT, CAPT

BILLETS PERFORMING: Marine Corps Instructor Trainer of Water Survival

INITIAL TRAINING SETTING: FORMAL

CONDITION: Given Marine Corps Instructors of Water Survival to be trained.

STANDARD: So that all performance steps are accomplished.

PERFORMANCE STEPS:

1. Prepare an instructor to conduct survival training.
2. Prepare an instructor to conduct advanced swim training.
3. Prepare an instructor to conduct lifesaving training.
4. Prepare an instructor to employ operational risk management.
5. Prepare an instructor to conduct a skills evaluation.
6. Prepare an instructor to conduct remediation.

REFERENCES:

1. FSIC Instructional Management School, Formal School Instructor Curriculum
 2. ISBN: 0071456232 Fundamentals of Instructor Training, American Red Cross
 3. ISBN: 0815105967 Water Safety Instructor's Manual, American Red Cross
 4. MCO 1500.52_ Marine Corps Water Survival Training (MCWST) Program
 5. MCO 3500.27B Operational Risk Management (ORM) (May 04)
 6. MCRP 3-02C Marine Combat Water Survival
-

0918-INST-2502: Perform skills evaluation

EVALUATION-CODED: NO **SUSTAINMENT INTERVAL:** 36 months

GRADES: SGT, SSGT, GYSGT, MSGT, 2NDLT, 1STLT, CAPT

BILLETS PERFORMING: Marine Corps Instructor Trainer of Water Survival

INITIAL TRAINING SETTING: FORMAL

CONDITION: Given Marine Corps Instructors of Water Survival to be trained and with the aid of references.

STANDARD: So that all skills of the Marines being evaluated meet the standard for each event.

PERFORMANCE STEPS:

1. Evaluate mastery of all performance strokes.
2. Evaluate mastery of all advanced swim training standards.
3. Evaluate mastery of all lifesaving standards.

4. Evaluate mastery of ability to employ operational risk management.
5. Evaluate mastery of ability to conduct a skills evaluation.
6. Evaluate mastery of ability to conduct remediation.

REFERENCES :

1. FSIC Instructional Management School, Formal School Instructor Curriculum
 2. ISBN: 0071456232 Fundamentals of Instructor Training, American Red Cross
 3. ISBN: 0815105967 Water Safety Instructor's Manual, American Red Cross
 4. MCO 1500.52_ Marine Corps Water Survival Training (MCWST) Program
 5. MCO 3500.27B Operational Risk Management (ORM) (May 04)
 6. MCRP 3-02C Marine Corps Water Survival
-

0918-INST-2503: Evaluate mastery of instructional techniques

EVALUATION-CODED: NO

SUSTAINMENT INTERVAL: 36 months

GRADES: SGT, SSGT, GYSGT, MSGT, 2NDLT, 1STLT, CAPT

BILLETS PERFORMING: Marine Corps Instructor Trainer of Water Survival

INITIAL TRAINING SETTING: FORMAL

CONDITION: Given a Marine conducting a period of instruction and with the aid of references.

STANDARD: So that all learning objectives are covered in the time allotted by the training schedule.

PERFORMANCE STEPS:

1. Evaluate rehearsal.
2. Evaluate instruction.

REFERENCES :

1. FSIC Instructional Management School, Formal School Instructor Curriculum
 2. ISBN: 0071456232 Fundamentals of Instructor Training, American Red Cross
 3. ISBN: 0815105967 Water Safety Instructor's Manual, American Red Cross
 4. MCO 1500.52_ Marine Corps Water Survival Training (MCWST) Program
 5. MCO 3500.27B Operational Risk Management (ORM) (May 04)
 6. MCRP 3-02C Marine Combat Water Survival
-

TMOS T&R MANUAL

CHAPTER 7

FOREIGN WEAPONS INSTRUCTOR INDIVIDUAL EVENTS

	<u>PARAGRAPH</u>	<u>PAGE</u>
PURPOSE	7000	7-2
EVENT CODING.	7001	7-2
INDEX OF EVENTS BY LEVEL.	7002	7-3
2000-LEVEL EVENTS	7003	7-5

TMOS T&R MANUAL

CHAPTER 7

FOREIGN WEAPONS INSTRUCTOR INDIVIDUAL EVENTS

7000. PURPOSE. This chapter details the individual events that pertain to Foreign Weapons Instructors. Each individual event provides an event title, along with the conditions events will be performed under, and the standard to which the event must be performed to be successful.

7001. EVENT CODING. Events in the T&R Manual are depicted with an up-to-12-field alphanumeric system, i.e. FWI-AK-2001. This chapter utilizes the following methodology:

a. Field one - All of the events in this chapter begin with "FWI" indicating that the event is for Foreign Weapons Instructors.

b. Field two - This field is alpha characters indicating a functional area. Functional areas for Foreign Weapons Instructors are:

AK - AK Series Weapon
FAL - FN/FAL Series Weapon
G3 - G3 Series Weapon
SVD - SVD Series Weapon
RPD - RPD Series Weapon
PK - PK Series Weapon
DSHK - DSHK Series Weapon
RPG - RPG Series Weapon
82MM - 82mm Mortar System
INST - Instruction

c. Field three - This field provides event level and numerical sequencing. Event levels for Foreign Weapons Instructors are:

2000 - Core plus skills (Formal School)

7002. INDEX OF EVENTS BY LEVEL

EVENT	DISCRIPTION	PAGE
	AK SERIES WEAPON	
FWI-AK-2001	Perform weapons handling for AK series weapon	7-5
FWI-AK-2002	Perform maintenance procedures for AK series weapon	7-5
FWI-AK-2003	Zero an AK series weapon	7-6
FWI-AK-2004	Engage stationary targets with AK series weapon	7-7
	FN/FAL SERIES WEAPON	
FWI-FAL-2011	Perform weapons handling with FN/FAL series weapon	7-8
FWI-FAL-2012	Perform maintenance procedures for FN/FAL series weapon	7-9
FWI-FAL-2013	Zero an FN/FAL series weapon	7-9
FWI-FAL-2014	Engage stationary targets with FN/FAL series weapon	7-10
	G3 SERIES WEAPON	
FWI-G3-2021	Perform weapons handling for G3 series weapon	7-11
FWI-G3-2022	Perform maintenance procedures for G3 series weapon	7-12
FWI-G3-2023	Zero a G3 series weapon	7-13
FWI-G3-2024	Engage stationary targets with G3 series weapon	7-13
	SVD SERIES WEAPON	
FWI-SVD-2031	Perform weapons handling with SVD sniper rifle	7-14
FWI-SVD-2032	Perform maintenance procedures for SVD sniper rifle	7-15
FWI-SVD-2033	Zero SVD series rifle	7-16
FWI-SVD-2034	Engage stationary targets with SVD series rifle	7-16
	RPD SERIES WEAPON	
FWI-RPD-2041	Perform weapons handling procedures for RPD series weapon	7-17
FWI-RPD-2042	Perform maintenance on RPD series weapon	7-18
FWI-RPD-2043	Zero the RPD series weapon	7-19
FWI-RPD-2044	Engage targets with a RPD series weapon	7-19
	PK SERIES WEAPON	
FWI-PK-2051	Perform weapons handling procedures for PK series weapon	7-20
FWI-PK-2052	Perform maintenance on PK series weapon	7-21
FWI-PK-2053	Zero the PK series weapon	7-22
FWI-PK-2054	Engage targets with a PK series weapon	7-22
	DSHK SERIES WEAPON	
FWI-DSHK-2061	Perform weapons handling procedures for DSHK series weapon	7-23
FWI-DSHK-2062	Perform maintenance on DSHK series weapon	7-24
FWI-DSHK-2063	Zero the DSHK series weapon	7-25

FWI-DSHK-2064	Engage targets with a DSHK series weapon	7-25
RPG SERIES WEAPON		
FWI-RPG-2071	Perform weapons handling for RPG series weapon	7-26
FWI-RPG-2072	Maintain RPG series weapon system	7-27
FWI-RPG-2073	Boresight the RPG series weapon system	7-28
FWI-RPG-2074	Engage targets with a RPG series weapon system	7-29
82MM MORTAR SYSTEM		
FWI-82MM-2081	Maintain the 82mm mortar system	7-29
FWI-82MM-2082	Perform 82mm mortar system pre-fire safety checks	7-30
INSTRUCTION		
FWI-INST-2091	Identify foreign weapon systems	7-31
FWI-INST-2092	Conduct a lesson on foreign weapon	7-32

7003. 2000-LEVEL EVENTS

FWI-AK-2001: Perform weapons handling for AK series weapon

EVALUATION-CODED: NO **SUSTAINMENT INTERVAL:** 12 months

BILLETS: Foreign Weapons Instructor

GRADES: CPL, SGT, SSGT, GYSGT, WO-1, CWO-2, CWO-3, CWO-4, CWO-5, 2NDLT, 1STLT, CAPT

INITIAL TRAINING SETTING: FORMAL

CONDITION: Given an AK series weapon SL3 complete, ammunition, and equipment.

STANDARD: In accordance with the four safety rules.

PERFORMANCE STEPS:

1. Clear weapon system.
2. Perform a functions check.
3. Fill a magazine.
4. Place the weapon in condition 3.
5. Place the weapon in condition 1.
6. Perform corrective action procedures.
7. Perform reload procedures.
8. Place the weapon in condition 4.
9. Empty a magazine.
10. Assume weapons transports.
11. Execute weapons carries.
12. Perform weapons transfer.

REFERENCES:

1. ATC-TI-1100-039-80 Light Machine Gun, 7.62mm x 39, RPK (Soviet)
2. DST-1110H-394-76 Small Arms Identification and Operation Guide-Eurasian Communist Countries (U)
3. Operator's Manual Volume 1 AK-47/AKM Assault Rifle

SUPPORT REQUIREMENTS:

ORDNANCE:

<u>DODIC</u>	<u>Quantity</u>
AK47-D 7.62 x 39mm, Dummy	10 rounds per student

ROOMS/BUILDINGS: Indoor and outdoor classroom for class size of 40 students.

FWI-AK-2002: Perform maintenance procedures for AK series weapon

EVALUATION-CODED: NO **SUSTAINMENT INTERVAL:** 12 months

BILLETS: Foreign Weapons Instructor

GRADES: CPL, SGT, SSGT, GYSGT, WO-1, CWO-2, CWO-3, CWO-4, CWO-5, 2NDLT, 1STLT, CAPT

INITIAL TRAINING SETTING: FORMAL

CONDITION: Given an AK series weapon, cleaning gear, and lubricant.

STANDARD: So that the weapon is clean, complete, serviceable, and will pass a functions check.

PERFORMANCE STEPS:

1. Place the weapon into condition 4.
2. Disassemble the weapon.
3. Inspect operating parts.
4. Clean the weapon.
5. Lubricate the weapon.
6. Assemble the weapon.
7. Perform function check.
8. Perform user serviceability inspection.

REFERENCES:

1. ATC-TI-1100-039-80 Light Machine Gun, 7.62mm x 39, RPK (Soviet)
2. DST-1110H-394-76 Small Arms Identification and Operation Guide-Eurasian Communist Countries (U)
3. Operator's Manual Volume 1 AK-47/AKM Assault Rifle

SUPPORT REQUIREMENTS:

ROOMS/BUILDINGS: Indoor and outdoor classroom for class size of 40 students.

FWI-AK-2003: Zero an AK series weapon

EVALUATION-CODED: NO

SUSTAINMENT INTERVAL: 12 months

BILLETS: Foreign Weapons Instructor

GRADES: CPL, SGT, SSGT, GYSGT, WO-1, CWO-2, CWO-3, CWO-4, CWO-5, 2NDLT, 1STLT, CAPT

INITIAL TRAINING SETTING: FORMAL

CONDITION: Given an AK series weapon SL3 complete, ammunition, and equipment.

STANDARD: To achieve a shot group in the center of the target.

PERFORMANCE STEPS:

1. Set the sights at 200 meter setting.
2. Place the weapon into condition 1.
3. Assume stable supported firing position.
4. Fire a shot group.
5. Identify the center of shot group.
6. Make required sight adjustments.

REFERENCES:

1. ATC-TI-1100-039-80 Light Machine Gun, 7.62mm x 39, RPK (Soviet)
2. DST-1110H-394-76 Small Arms Identification and Operation Guide-Eurasian Communist Countries (U)
3. Operator's Manual Volume 1 AK-47/AKM Assault Rifle

SUPPORT REQUIREMENTS:

ORDNANCE:

<u>DODIC</u>	<u>Quantity</u>
A102 Cartridge, 7.62mm Ball for AK47 Sing	20 rounds per student

RANGE/TRAINING AREA: Facility Code 17502 Non-Standard Small Arms Range

ROOMS/BUILDINGS: Indoor and outdoor classroom for class size of 40 students.

FWI-AK-2004: Engage stationary targets with AK series weapon

EVALUATION-CODED: NO **SUSTAINMENT INTERVAL:** 12 months

BILLETS: Foreign Weapons Instructor

GRADES: CPL, SGT, SSGT, GYSGT, WO-1, CWO-2, CWO-3, CWO-4, CWO-5, 2NDLT, 1STLT, CAPT

INITIAL TRAINING SETTING: FORMAL

CONDITION: Given an AK series weapon SL3 complete, ammunition, equipment, and target.

STANDARD: Achieving 80% of maximum score for the course of fire.

PERFORMANCE STEPS:

1. Adjust sights as necessary to engage targets.
2. Place the weapon into condition 1.
3. Assume stable supported firing position.
4. Present weapon to target.
5. Engage target.
6. Follow through.

REFERENCES:

1. ATC-TI-1100-039-80 Light Machine Gun, 7.62mm x 39, RPK (Soviet)
2. DST-1110H-394-76 Small Arms Identification and Operation Guide-Eurasian Communist Countries (U)
3. Operator's Manual Volume 1 AK-47/AKM Assault Rifle

SUPPORT REQUIREMENTS:

ORDNANCE:

<u>DODIC</u>	<u>Quantity</u>
A102 Cartridge, 7.62mm Ball for AK47 Sing	200 rounds per student

RANGE/TRAINING AREA:

Facility Code 17502 Non-Standard Small Arms Range
Facility Code 17550 Rifle Known Distance (KD) Range

ROOMS/BUILDINGS: Indoor and outdoor classroom for class size of 40 students.

MISCELLANEOUS:

ADMINISTRATIVE INSTRUCTIONS: 100 rounds will be used to fire a pre-qualification and qualification course of fire for immediate threat targets. The remaining rounds will be used to fire a known distance course of fire. Due to range constrictions it may be necessary to utilize separate ranges for the courses of fire.

FWI-FAL-2011: Perform weapons handling with FN/FAL series weapon

EVALUATION-CODED: NO **SUSTAINMENT INTERVAL:** 12 months

BILLETS: Foreign Weapons Instructor

GRADES: CPL, SGT, SSGT, GYSGT, WO-1, CWO-2, CWO-3, CWO-4, CWO-5, 2NDLT, 1STLT, CAPT

INITIAL TRAINING SETTING: FORMAL

CONDITION: Given an FN/FAL series weapon SL3 complete, ammunition, and equipment.

STANDARD: In accordance with the four safety rules.

PERFORMANCE STEPS:

1. Clear weapon system.
2. Perform a functions check.
3. Fill a magazine.
4. Place the weapon in condition 3.
5. Place the weapon in condition 1.
6. Perform corrective action procedures.
7. Perform reload procedures.
8. Place the weapon in condition 4.
9. Empty a magazine.
10. Assume weapons transports.
11. Execute weapons carries.
12. Perform weapons transfer.

REFERENCES:

1. DST-1110H-163-76 Small Arms Identification and Operations Guide-Free World
2. FAL USERS MANUAL FAL user's manual
3. THE FAL RIFLE Classic Edition

SUPPORT REQUIREMENTS:

ORDNANCE:

<u>DODIC</u>	<u>Quantity</u>
A135 Cartridge, 7.62mm Dummy M63	10 rounds per student

ROOMS/BUILDINGS: Indoor and outdoor classroom for class size of 40 students.

FWI-FAL-2012: Perform maintenance procedures for FN/FAL series weapon

EVALUATION-CODED: NO **SUSTAINMENT INTERVAL:** 12 months

GRADES: CPL, SGT, SSGT, GYSGT, WO-1, CWO-2, CWO-3, CWO-4, CWO-5, 2NDLT, 1STLT, CAPT

INITIAL TRAINING SETTING: FORMAL

CONDITION: Given an FN/FAL series weapon, cleaning gear, and lubricant.

STANDARD: So that the weapon is clean, complete, serviceable, and will pass a functions check.

PERFORMANCE STEPS:

1. Place the weapon into condition 4.
2. Disassemble the weapon.
3. Inspect operating parts.
4. Clean the weapon.
5. Lubricate the weapon.
6. Assemble the weapon.
7. Perform function check.
8. Perform user serviceability inspection.

REFERENCES:

1. DST-1110H-163-76 Small Arms Identification and Operations Guide-Free World
2. FAL USERS MANUAL FAL user's manual
3. THE FAL RIFLE Classic Edition

SUPPORT REQUIREMENTS:

ROOMS/BUILDINGS: Indoor and outdoor classroom for class size of 40 students.

FWI-FAL-2013: Zero an FN/FAL series weapon

EVALUATION-CODED: NO **SUSTAINMENT INTERVAL:** 12 months

BILLETS: Foreign Weapons Instructor

GRADES: CPL, SGT, SSGT, GYSGT, WO-1, CWO-2, CWO-3, CWO-4, CWO-5, 2NDLT, 1STLT, CAPT

INITIAL TRAINING SETTING: FORMAL

CONDITION: Given an FN/FAL series weapon SL3 complete, ammunition, and equipment.

STANDARD: To achieve a shot group in the center of the target.

PERFORMANCE STEPS:

1. Set the sights at 100 meter setting.
2. Place the weapon into condition 1.
3. Assume stable supported firing position.
4. Fire a shot group.
5. Identify the center of shot group.
6. Make required sight adjustments.

REFERENCES:

1. DST-1110H-163-76 Small Arms Identification and Operations Guide-Free World
2. FAL USERS MANUAL FAL user's manual
3. THE FAL RIFLE Classic Edition

SUPPORT REQUIREMENTS:

ORDNANCE:

<u>DODIC</u>	<u>Quantity</u>
A130 Cartridge, 7.62mm Ball M80 Clip	20 rounds per student

RANGE/TRAINING AREA: Facility Code 17502 Non-Standard Small Arms Range

ROOMS/BUILDINGS: Indoor and outdoor classroom for class size of 40 students.

FWI-FAL-2014: Engage stationary targets with FN/FAL series weapon

EVALUATION-CODED: NO

SUSTAINMENT INTERVAL: 12 months

BILLETS: Foreign Weapons Instructor

GRADES: CPL, SGT, SSGT, GYSGT, WO-1, CWO-2, CWO-3, CWO-4, CWO-5, 2NDLT, 1STLT, CAPT

INITIAL TRAINING SETTING: FORMAL

CONDITION: Given an FN/FAL series weapon SL3 complete, ammunition, equipment, and target.

STANDARD: Achieving 80% of maximum score for the course of fire.

PERFORMANCE STEPS:

1. Adjust sights as necessary to engage targets.
2. Place the weapon into condition 1.
3. Assume stable supported firing position.

4. Present weapon to target.
5. Engage target.
6. Follow through.

REFERENCES:

1. DST-1110H-163-76 Small Arms Identification and Operations Guide-Free World
2. FAL USERS MANUAL FAL user's manual
3. THE FAL RIFLE Classic Edition

SUPPORT REQUIREMENTS:

ORDNANCE:

<u>DODIC</u>	<u>Quantity</u>
A130 Cartridge, 7.62mm Ball M80 Clip	200 rounds per student

RANGE/TRAINING AREA: Facility Code 17502 Non-Standard Small Arms Range

ROOMS/BUILDINGS: Indoor and outdoor classroom for class size of 40 students.

MISCELLANEOUS:

ADMINISTRATIVE INSTRUCTIONS: 100 rounds will be used to fire a pre-qualification and qualification course of fire for immediate threat targets. The remaining rounds will be used to fire a known distance course of fire. Due to range constrictions it may be necessary to utilize separate ranges for the courses of fire.

FWI-G3-2021: Perform weapons handling for G3 series weapon

EVALUATION-CODED: NO **SUSTAINMENT INTERVAL:** 12 months

BILLETS: Foreign Weapons Instructor

GRADES: CPL, SGT, SSGT, GYSGT, WO-1, CWO-2, CWO-3, CWO-4, CWO-5, 2NDLT, 1STLT, CAPT

INITIAL TRAINING SETTING: FORMAL

CONDITION: Given a G3 series weapon SL3 complete, ammunition, and equipment.

STANDARD: In accordance with the four safety rules.

PERFORMANCE STEPS:

1. Clear weapon system.
2. Perform a functions check.
3. Fill a magazine.
4. Place the weapon in condition 3.
5. Place the weapon in condition 1.
6. Perform corrective action procedures.
7. Perform reload procedures.
8. Place the weapon in condition 4.
9. Empty a magazine.

10. Assume weapons transports.
11. Execute weapons carries.
12. Perform weapons transfer.

REFERENCES:

1. DST-1110H-163-76 Small Arms Identification and Operations Guide-Free World
2. G3 ARMORER'S MANUAL HK International training division
3. G3 OPERATORS MANUAL HK Edition 1 c/TD 2123 LI 883

SUPPORT REQUIREMENTS:

ORDNANCE:

<u>DODIC</u>	<u>Quantity</u>
A135 Cartridge, 7.62mm Dummy M63	10 rounds per student

ROOMS/BUILDINGS: Indoor and outdoor classroom for class size of 40 students.

FWI-G3-2022: Perform maintenance procedures for G3 series weapon

EVALUATION-CODED: NO **SUSTAINMENT INTERVAL:** 12 months

BILLETS: Foreign Weapons Instructor

GRADES: CPL, SGT, SSGT, GYSGT, WO-1, CWO-2, CWO-3, CWO-4, CWO-5, 2NDLT, 1STLT, CAPT

INITIAL TRAINING SETTING: FORMAL

CONDITION: Given a G3 series weapon, cleaning gear, and lubricant.

STANDARD: So that the weapon is clean, complete, serviceable, and will pass a functions check.

PERFORMANCE STEPS:

1. Place the weapon into condition 4.
2. Disassemble the weapon.
3. Inspect operating parts.
4. Clean the weapon.
5. Lubricate the weapon.
6. Assemble the weapon.
7. Perform function check.
8. Perform user serviceability inspection.

REFERENCES:

1. DST-1110H-163-76 Small Arms Identification and Operations Guide-Free World
 2. G3 ARMORER'S MANUAL HK International training division
 3. G3 OPERATORS MANUAL HK Edition 1 c/TD 2123 LI 883
-

FWI-G3-2023: Zero a G3 series weapon

EVALUATION-CODED: NO

SUSTAINMENT INTERVAL: 12 months

BILLETS: Foreign Weapons Instructor

GRADES: CPL, SGT, SSGT, GYSGT, WO-1, CWO-2, CWO-3, CWO-4, CWO-5, 2NDLT, 1STLT, CAPT

INITIAL TRAINING SETTING: FORMAL

CONDITION: Given a G3 series weapon SL3 complete, ammunition, and equipment.

STANDARD: To achieve a shot group in the center of the target.

PERFORMANCE STEPS:

1. Set the sights at 100 meter setting.
2. Place the weapon into condition 1.
3. Assume stable supported firing position.
4. Fire a shot group.
5. Identify the center of shot group.
6. Make required sight adjustments.

REFERENCES:

1. DST-1110H-163-76 Small Arms Identification and Operations Guide-Free World
2. G3 ARMORER'S MANUAL HK International training division
3. G3 OPERATORS MANUAL HK Edition 1 c/TD 2123 LI 883

SUPPORT REQUIREMENTS:

ORDNANCE:

<u>DODIC</u>	<u>Quantity</u>
A130 Cartridge, 7.62mm Ball M80 Clip	20 rounds per student

RANGE/TRAINING AREA: Facility Code 17502 Non-Standard Small Arms Range

ROOMS/BUILDINGS: Indoor and outdoor classroom for class size of 40 students.

FWI-G3-2024: Engage stationary targets with G3 series weapon

EVALUATION-CODED: NO

SUSTAINMENT INTERVAL: 12 months

BILLETS: Foreign Weapons Instructor

GRADES: CPL, SGT, SSGT, GYSGT, WO-1, CWO-2, CWO-3, CWO-4, CWO-5, 2NDLT, 1STLT, CAPT

INITIAL TRAINING SETTING: FORMAL

CONDITION: Given a G3 series weapon SL3 complete, ammunition, equipment, and target.

STANDARD: Achieving 80% of maximum score for the course of fire.

PERFORMANCE STEPS:

1. Adjust sights as necessary to engage targets.
2. Place the weapon into condition 1.
3. Assume stable supported firing position.
4. Present weapon to target.
5. Engage target.
6. Follow through.

REFERENCES:

1. DST-1110H-163-76 Small Arms Identification and Operations Guide-Free World
2. G3 ARMORER'S MANUAL HK International training division
3. G3 OPERATORS MANUAL HK Edition 1 c/TD 2123 LI 883

SUPPORT REQUIREMENTS:

ORDNANCE:

<u>DODIC</u>	<u>Quantity</u>
A130 Cartridge, 7.62mm Ball M80 Clip	200 rounds per student

RANGE/TRAINING AREA: Facility Code 17502 Non-Standard Small Arms Range

MISCELLANEOUS:

ADMINISTRATIVE INSTRUCTIONS: 100 rounds will be used to fire a pre-qualification and qualification course of fire for immediate threat targets. The remaining rounds will be used to fire a known distance course of fire. Due to range constrictions it may be necessary to utilize separate ranges for the courses of fire.

FWI-SVD-2031: Perform weapons handling with SVD sniper rifle

EVALUATION-CODED: NO

SUSTAINMENT INTERVAL: 12 months

BILLETS: Foreign Weapons Instructor

GRADES: CPL, SGT, SSGT, GYSGT, WO-1, CWO-2, CWO-3, CWO-4, CWO-5, 2NDLT, 1STLT, CAPT

INITIAL TRAINING SETTING: FORMAL

CONDITION: Given a SVD series weapon SL3 complete, ammunition, and equipment.

STANDARD: In accordance with the four safety rules.

PERFORMANCE STEPS:

1. Clear weapon system.
2. Perform a functions check.
3. Fill a magazine.
4. Place the weapon in condition 3.
5. Place the weapon in condition 1.
6. Perform corrective action procedures.

7. Perform reload procedures.
8. Place the weapon in condition 4.
9. Empty a magazine.
10. Assume weapons transports.
11. Execute weapons carries.
12. Perform weapons transfer.

REFERENCES:

1. DST-1110H-394-76 Small Arms Identification and Operation Guide-Eurasian Communist Countries (U)
2. TECH DESC & SERV MAN 7.62-mm SVD Dragunov Sniper Rifle

SUPPORT REQUIREMENTS:

ORDNANCE:

<u>DODIC</u>	<u>Quantity</u>
SVD/PKM-D 7.62 x 54R, Dummy	10 rounds per student

ROOMS/BUILDINGS: Indoor and outdoor classroom for class size of 40 students.

FWI-SVD-2032: Perform maintenance procedures for SVD sniper rifle

EVALUATION-CODED: NO

SUSTAINMENT INTERVAL: 12 months

BILLETS: Foreign Weapons Instructor

GRADES: CPL, SGT, SSGT, GYSGT, WO-1, CWO-2, CWO-3, CWO-4, CWO-5, 2NDLT, 1STLT, CAPT

INITIAL TRAINING SETTING: FORMAL

CONDITION: Given a SVD series weapon, cleaning gear, PSO-1 optical sight, and lubricant.

STANDARD: So that the weapon is clean, complete, serviceable, and will pass a functions check.

PERFORMANCE STEPS:

1. Place the weapon into condition 4.
2. Disassemble the weapon.
3. Clean the weapon.
4. Lubricate the weapon.
5. Inspect operating parts.
6. Inspect PSO-1 optical sight.
7. Assemble the weapon.
8. Perform function check.
9. Perform user serviceability inspection.

REFERENCES:

1. DST-1110H-394-76 Small Arms Identification and Operation Guide-Eurasian Communist Countries (U)
2. TECH DESC & SERV MAN 7.62-mm SVD Dragunov Sniper Rifle

GRADES: CPL, SGT, SSGT, GYSGT, WO-1, CWO-2, CWO-3, CWO-4, CWO-5, 2NDLT, 1STLT, CAPT

INITIAL TRAINING SETTING: FORMAL

CONDITION: Given a SVD series weapon SL3 complete, ammunition, equipment, and target.

STANDARD: Achieving 80% of maximum score for the course of fire.

PERFORMANCE STEPS:

1. Adjust sights as necessary to engage targets.
2. Place the weapon into condition 1.
3. Assume stable supported firing position.
4. Present weapon to target.
5. Engage target.
6. Follow through.

REFERENCES:

1. DST-1110H-394-76 Small Arms Identification and Operation Guide-Eurasian Communist Countries (U)
2. TECH DESC & SERV MAN 7.62-mm SVD Dragunov Sniper Rifle

SUPPORT REQUIREMENTS:

ORDNANCE:

<u>DODIC</u>	<u>Quantity</u>
SVD/PKM 7.62 x 54R, Live	65 rounds per student

RANGE/TRAINING AREA: Facility Code 17502 Non-Standard Small Arms Range

ROOMS/BUILDINGS: Indoor and outdoor classroom for class size of 40 students.

FWI-RPD-2041: Perform weapons handling procedures for RPD series weapon

EVALUATION-CODED: NO

SUSTAINMENT INTERVAL: 12 months

BILLETS: Foreign Weapons Instructor

GRADES: CPL, SGT, SSGT, GYSGT, WO-1, CWO-2, CWO-3, CWO-4, CWO-5, 2NDLT, 1STLT, CAPT

INITIAL TRAINING SETTING: FORMAL

CONDITION: Given a RPD series weapon SL3 complete, ammunition, and equipment.

STANDARD: In accordance with the four safety rules.

PERFORMANCE STEPS:

1. Clear weapon system.
2. Perform a functions check.
3. Fill a belt.

4. Place the weapon in condition 3.
5. Place the weapon in condition 1.
6. Perform corrective action procedures.
7. Perform reload procedures.
8. Place the weapon in condition 4.
9. Empty a belt.
10. Assume weapons transports.
11. Execute weapons carries.
12. Perform weapons transfer.

REFERENCES:

1. DST-1110H-394-76 Small Arms Identification and Operation Guide-Eurasian Communist Countries (U)
2. Service Manual 7.62-mm Degtyarev Light Machine Gun (RPD)

SUPPORT REQUIREMENTS:

ORDNANCE:

<u>DODIC</u>	<u>Quantity</u>
AK47-D 7.62 x 39mm, Dummy	10 rounds per student

ROOMS/BUILDINGS: Indoor and outdoor classroom for class size of 40 students.

FWI-RPD-2042: Perform maintenance on RPD series weapon

EVALUATION-CODED: NO **SUSTAINMENT INTERVAL:** 12 months

BILLETS: Foreign Weapons Instructor

GRADES: CPL, SGT, SSGT, GYSGT, WO-1, CWO-2, CWO-3, CWO-4, CWO-5, 2NDLT, 1STLT, CAPT

INITIAL TRAINING SETTING: FORMAL

CONDITION: Given a RPD series weapon, cleaning gear, and lubricant.

STANDARD: So that the weapon is clean, complete, serviceable, and will pass a functions check.

PERFORMANCE STEPS:

1. Place the weapon into condition 4.
2. Disassemble the weapon.
3. Clean the weapon.
4. Lubricate the weapon.
5. Inspect operating parts.
6. Assemble the weapon.
7. Perform function check.
8. Perform user serviceability inspection.

REFERENCES:

1. DST-1110H-394-76 Small Arms Identification and Operation Guide-Eurasian Communist Countries (U)

2. Service Manual 7.62-mm Degtyarev Light Machine Gun (RPD)

SUPPORT REQUIREMENTS:

ROOMS/BUILDINGS: Indoor and outdoor classroom for class size of 40 students.

FWI-RPD-2043: Zero the RPD series weapon

EVALUATION-CODED: NO **SUSTAINMENT INTERVAL:** 12 months

BILLETS: Foreign Weapons Instructor

GRADES: CPL, SGT, SSGT, GYSGT, WO-1, CWO-2, CWO-3, CWO-4, CWO-5, 2NDLT, 1STLT, CAPT

INITIAL TRAINING SETTING: FORMAL

CONDITION: Given a RPD series weapon SL3 complete, ammunition, and equipment.

STANDARD: By achieving point of aim/point of impact at a distance of 100 meters.

PERFORMANCE STEPS:

1. Prepare the weapon for firing.
2. Engage 100 meter target with single round.
3. Identify the center of shot group.
4. Make required sight adjustments.
5. Engage target with burst to confirm zero.

REFERENCES:

1. DST-1110H-394-76 Small Arms Identification and Operation Guide-Eurasian Communist Countries (U)
2. Service Manual 7.62-mm Degtyarev Light Machine Gun (RPD)

SUPPORT REQUIREMENTS:

ORDNANCE:

<u>DODIC</u>	<u>Quantity</u>
A102 Cartridge, 7.62mm Ball for AK47 Sing	20 rounds per student

RANGE/TRAINING AREA: Facility Code 17502 Non-Standard Small Arms Range

ROOMS/BUILDINGS: Indoor and outdoor classroom for class size of 40 students.

FWI-RPD-2044: Engage targets with a RPD series weapon

EVALUATION-CODED: NO **SUSTAINMENT INTERVAL:** 12 months

BILLETS: Foreign Weapons Instructor

GRADES: CPL, SGT, SSGT, GYSGT, WO-1, CWO-2, CWO-3, CWO-4, CWO-5, 2NDLT, 1STLT, CAPT

INITIAL TRAINING SETTING: FORMAL

CONDITION: Given a RPD series weapon SL3 complete, ammunition, equipment, and target.

STANDARD: By achieving effect on target.

PERFORMANCE STEPS:

1. Assume a supported prone firing position.
2. Make a condition one weapon.
3. Identify target(s).
4. Engage target(s).
5. Make a condition 4 weapon.

REFERENCES:

1. DST-1110H-394-76 Small Arms Identification and Operation Guide-Eurasian Communist Countries (U)
2. Service Manual 7.62-mm Degtyarev Light Machine Gun (RPD)

SUPPORT REQUIREMENTS:

ORDNANCE:

<u>DODIC</u>	<u>Quantity</u>
A102 Cartridge, 7.62mm Ball for AK47 Sing	208 rounds per student

RANGE/TRAINING AREA: Facility Code 17502 Non-Standard Small Arms Range

ROOMS/BUILDINGS: Indoor and outdoor classroom for class size of 40 students.

FWI-PK-2051: Perform weapons handling procedures for PK series weapon

EVALUATION-CODED: NO

SUSTAINMENT INTERVAL: 12 months

BILLETS: Foreign Weapons Instructor

GRADES: CPL, SGT, SSGT, GYSGT, WO-1, CWO-2, CWO-3, CWO-4, CWO-5, 2NDLT, 1STLT, CAPT

INITIAL TRAINING SETTING: FORMAL

CONDITION: Given a PK series weapon SL3 complete, ammunition, and equipment.

STANDARD: In accordance with the four safety rules.

PERFORMANCE STEPS:

1. Clear weapon system.
2. Perform a functions check.
3. Fill a belt.
4. Place the weapon in condition 3.

SUPPORT REQUIREMENTS:

ROOMS/BUILDINGS: Indoor and outdoor classroom for class size of 40 students.

FWI-PK-2053: Zero the PK series weapon

EVALUATION-CODED: NO **SUSTAINMENT INTERVAL:** 12 months

BILLETS: Foreign Weapons Instructor

GRADES: CPL, SGT, SSGT, GYSGT, WO-1, CWO-2, CWO-3, CWO-4, CWO-5, 2NDLT, 1STLT, CAPT

INITIAL TRAINING SETTING: FORMAL

CONDITION: Given a PK series weapon SL3 complete, ammunition, and equipment.

STANDARD: By achieving point of aim/point of impact at a distance of 100 meters.

PERFORMANCE STEPS:

1. Prepare the weapon for firing.
2. Engage 100 meter target with single round.
3. Identify the center of shot group.
4. Make required sight adjustments.
5. Engage target with burst to confirm zero.

REFERENCES:

1. DST-1110H-394-76 Small Arms Identification and Operation Guide-Eurasian Communist Countries (U)
2. Operator's' Manual PK-Series General Purpose Machinegun

SUPPORT REQUIREMENTS:

ORDNANCE:

<u>DODIC</u>	<u>Quantity</u>
SVD/PKM 7.62 x 54R, Live	20 rounds per student

RANGE/TRAINING AREA: Facility Code 17502 Non-Standard Small Arms Range

ROOMS/BUILDINGS: Indoor and outdoor classroom for class size of 40 students.

FWI-PK-2054: Engage targets with a PK series weapon

EVALUATION-CODED: NO **SUSTAINMENT INTERVAL:** 12 months

BILLETS: Foreign Weapons Instructor

GRADES: CPL, SGT, SSGT, GYSGT, WO-1, CWO-2, CWO-3, CWO-4, CWO-5, 2NDLT, 1STLT, CAPT

INITIAL TRAINING SETTING: FORMAL

CONDITION: Given a PK series weapon SL3 complete, ammunition, equipment, and target.

STANDARD: By achieving effect on target.

PERFORMANCE STEPS:

1. Assume a supported prone firing position.
2. Make a condition one weapon.
3. Identify target(s).
4. Engage target(s).
5. Make a condition 4 weapon.

REFERENCES:

1. DST-1110H-394-76 Small Arms Identification and Operation Guide-Eurasian Communist Countries (U)
2. Operator's' Manual PK-Series General Purpose Machinegun

SUPPORT REQUIREMENTS:

ORDNANCE:

<u>DODIC</u>	<u>Quantity</u>
SVD/PKM 7.62 x 54R, Live	208 rounds per student

RANGE/TRAINING AREA: Facility Code 17502 Non-Standard Small Arms Range

ROOMS/BUILDINGS: Indoor and outdoor classroom for class size of 40 students.

FWI-DSHK-2061: Perform weapons handling procedures for DSHK series weapon

EVALUATION-CODED: NO

SUSTAINMENT INTERVAL: 12 months

BILLETS: Foreign Weapons Instructor

GRADES: CPL, SGT, SSGT, GYSGT, WO-1, CWO-2, CWO-3, CWO-4, CWO-5, 2NDLT, 1STLT, CAPT

INITIAL TRAINING SETTING: FORMAL

CONDITION: Given a DSHK series weapon SL3 complete, ammunition, and equipment.

STANDARD: In accordance with the four safety rules.

PERFORMANCE STEPS:

1. Clear weapon system.
2. Perform a functions check.
3. Fill a belt.

4. Place the weapon in condition 3.
5. Place the weapon in condition 1.
6. Perform corrective action procedures.
7. Perform reload procedures.
8. Place the weapon in condition 4.
9. Empty a belt.
10. Perform weapons transfer.

REFERENCES:

1. DST-1110H-394-76 Small Arms Identification and Operation Guide-Eurasian Communist Countries (U)

SUPPORT REQUIREMENTS:

ORDNANCE:

<u>DODIC</u>	<u>Quantity</u>
DSHK-D 12.7mm x 108, Dummy	10 rounds per student

ROOMS/BUILDINGS: Indoor and outdoor classroom for class size of 40 students.

FWI-DSHK-2062: Perform maintenance on DSHK series weapon

EVALUATION-CODED: NO

SUSTAINMENT INTERVAL: 12 months

BILLETS: Foreign Weapons Instructor

GRADES: CPL, SGT, SSGT, GYSGT, WO-1, CWO-2, CWO-3, CWO-4, CWO-5, 2NDLT, 1STLT, CAPT

INITIAL TRAINING SETTING: FORMAL

CONDITION: Given a DSHK series weapon, cleaning gear, and lubricant.

STANDARD: So that the weapon is clean, complete, serviceable, and will pass a functions check.

PERFORMANCE STEPS:

1. Place the weapon into condition 4.
2. Disassemble the weapon.
3. Clean the weapon.
4. Lubricate the weapon.
5. Inspect operating parts.
6. Assemble the weapon.
7. Perform function check.
8. Perform user serviceability inspection.

REFERENCES:

1. DST-1110H-394-76 Small Arms Identification and Operation Guide-Eurasian Communist Countries (U)

SUPPORT REQUIREMENTS:

ROOMS/BUILDINGS: Indoor and outdoor classroom for class size of 40 students.

FWI-DSHK-2063: Zero the DSHK series weapon

EVALUATION-CODED: NO **SUSTAINMENT INTERVAL:** 12 months

BILLETS: Foreign Weapons Instructor

GRADES: CPL, SGT, SSGT, GYSGT, WO-1, CWO-2, CWO-3, CWO-4, CWO-5, 2NDLT, 1STLT, CAPT

INITIAL TRAINING SETTING: FORMAL

CONDITION: Given a DSHK series weapon SL3 complete, ammunition, and equipment.

STANDARD: By achieving point of aim/point of impact at a distance of 100 meters.

PERFORMANCE STEPS:

1. Prepare the weapon for firing.
2. Ensure target is at equal height of the barrel.
3. Engage 100 meter target with single round.
4. Identify the center of shot group.
5. Make required sight adjustments.
6. Engage target with burst to confirm zero.

REFERENCES:

1. DST-1110H-394-76 Small Arms Identification and Operation Guide-Eurasian Communist Countries (U)

SUPPORT REQUIREMENTS:

ORDNANCE:

<u>DODIC</u>	<u>Quantity</u>
DSHK 12.7mm x 108, Live	20 rounds per student

RANGE/TRAINING AREA: Facility Code 17502 Non-Standard Small Arms Range

ROOMS/BUILDINGS: Indoor and outdoor classroom for class size of 40 students.

FWI-DSHK-2064: Engage targets with a DSHK series weapon

EVALUATION-CODED: NO **SUSTAINMENT INTERVAL:** 12 months

BILLETS: Foreign Weapons Instructor

GRADES: CPL, SGT, SSGT, GYSGT, WO-1, CWO-2, CWO-3, CWO-4, CWO-5, 2NDLT, 1STLT, CAPT

INITIAL TRAINING SETTING: FORMAL

CONDITION: Given a DSHK series weapon SL3 complete, ammunition, equipment, and target.

STANDARD: By achieving effect on target.

PERFORMANCE STEPS:

1. Mount weapon on tripod.
2. Make a condition one weapon.
3. Identify target(s).
4. Engage target(s).
5. Make a condition 4 weapon.

REFERENCES:

1. DST-1110H-394-76 Small Arms Identification and Operation Guide-Eurasian Communist Countries (U)

SUPPORT REQUIREMENTS:

ORDNANCE:

<u>DODIC</u>	<u>Quantity</u>
DSHK 12.7mm x 108, Live	208 rounds per student

RANGE/TRAINING AREA: Facility Code 17502 Non-Standard Small Arms Range

ROOMS/BUILDINGS: Indoor and outdoor classroom for class size of 40 students.

FWI-RPG-2071: Perform weapons handling for RPG series weapon

EVALUATION-CODED: NO

SUSTAINMENT INTERVAL: 12 months

BILLETS: Foreign Weapons Instructor

GRADES: CPL, SGT, SSGT, GYSGT, WO-1, CWO-2, CWO-3, CWO-4, CWO-5, 2NDLT, 1STLT, CAPT

INITIAL TRAINING SETTING: FORMAL

CONDITION: Given a RPG series weapon SL3 complete, ammunition, and equipment.

STANDARD: In accordance with the four safety rules.

PERFORMANCE STEPS:

1. Clear weapon system.
2. Perform a functions check.
3. Place the weapon in condition 3.
4. Place the weapon in condition 1.
5. Perform misfire procedures.

6. Perform reload procedures.
7. Place the weapon in condition 4.
8. Assume weapons transports.
9. Execute weapons carries.
10. Perform weapons transfer.

REFERENCES:

1. ATC-TI-1160-015-80 Launcher, 40mm, RPG-7, Light Antitank Grenade (Soviet)
2. DST-1110H-394-76 Small Arms Identification and Operation Guide-Eurasian Communist Countries (U)
3. US ARMY TRADOC BULL Soviet RPG-7 Antitank Grenade Launcher

SUPPORT REQUIREMENTS:

ORDNANCE:

<u>DODIC</u>	<u>Quantity</u>
RPG-D OG-7 Rocket, Dummy	1 round per student

ROOMS/BUILDINGS: Indoor and outdoor classroom for class size of 40 students.

FWI-RPG-2072: Maintain RPG series weapon system

EVALUATION-CODED: NO

SUSTAINMENT INTERVAL: 12 months

BILLETS: Foreign Weapons Instructor

GRADES: CPL, SGT, SSGT, GYSGT, WO-1, CWO-2, CWO-3, CWO-4, CWO-5, 2NDLT, 1STLT, CAPT

INITIAL TRAINING SETTING: FORMAL

CONDITION: Given a RPG series weapon, cleaning gear, and lubricant.

STANDARD: So that the weapon is clean, complete, serviceable, and will pass a functions check.

PERFORMANCE STEPS:

1. Place the weapon into condition 4.
2. Clean the weapon.
3. Lubricate the weapon.
4. Inspect operating parts.
5. Perform function check.
6. Perform user serviceability inspection.

REFERENCES:

1. ATC-TI-1160-015-80 Launcher, 40mm, RPG-7, Light Antitank Grenade (Soviet)
2. DST-1110H-394-76 Small Arms Identification and Operation Guide-Eurasian Communist Countries (U)
3. US ARMY TRADOC BULL Soviet RPG-7 Antitank Grenade Launcher

FWI-RPG-2074: Engage targets with a RPG series weapon system

EVALUATION-CODED: NO **SUSTAINMENT INTERVAL:** 12 months

BILLETS: Foreign Weapons Instructor

GRADES: CPL, SGT, SSGT, GYSGT, WO-1, CWO-2, CWO-3, CWO-4, CWO-5, 2NDLT, 1STLT, CAPT

INITIAL TRAINING SETTING: FORMAL

CONDITION: Given a RPG series weapon SL3 complete, ammunition, an assistant gunner, equipment, and target.

STANDARD: By achieving a hit on target.

PERFORMANCE STEPS:

1. Adjust sights as necessary to engage targets.
2. Assume a firing position.
3. Ensure backblast area is clear.
4. Engage target.

REFERENCES:

1. ATC-TI-1160-015-80 Launcher, 40mm, RPG-7, Light Antitank Grenade (Soviet)
2. DST-1110H-394-76 Small Arms Identification and Operation Guide-Eurasian Communist Countries (U)
3. US ARMY TRADOC BULL Soviet RPG-7 Antitank Grenade Launcher

SUPPORT REQUIREMENTS:

ORDNANCE:

<u>DODIC</u>	<u>Quantity</u>
RPG OG-7 Rocket, Live	2 rounds per student

RANGE/TRAINING AREA: Facility Code 17631 Light Antiarmor Weapons Range
Live

ROOMS/BUILDINGS: Indoor and outdoor classroom for class size of 40 students.

MISCELLANEOUS:

ADMINISTRATIVE INSTRUCTIONS: This event can be sustained through simulation.

FWI-82MM-2081: Maintain the 82mm mortar system

EVALUATION-CODED: NO **SUSTAINMENT INTERVAL:** 12 months

BILLETS: Foreign Weapons Instructor

GRADES: CPL, SGT, SSGT, GYSGT, WO-1, CWO-2, CWO-3, CWO-4, CWO-5, 2NDLT, 1STLT, CAPT

INITIAL TRAINING SETTING: FORMAL

CONDITION: Given an 82mm mortar system SL3 complete and equipment.

STANDARD: So that the weapon system is clean, complete, serviceable.

PERFORMANCE STEPS:

1. Ensure tube is clear.
2. Disassemble the system.
3. Inspect operating parts.
4. Clean the system.
5. Lubricate the system.
6. Assemble the system.
7. Perform user serviceability inspection.

REFERENCES:

1. FM 21-90 Mortar Gunnery
2. FM 23-90 Mortars
3. Users Guide for Soviet 82mm Mortars

SUPPORT REQUIREMENTS:

ROOMS/BUILDINGS: Indoor and outdoor classroom for class size of 40 students.

FWI-82MM-2082: Perform 82mm mortar system pre-fire safety checks

EVALUATION-CODED: NO **SUSTAINMENT INTERVAL:** 12 months

BILLETS: Foreign Weapons Instructor

GRADES: CPL, SGT, SSGT, GYSGT, WO-1, CWO-2, CWO-3, CWO-4, CWO-5, 2NDLT, 1STLT, CAPT

INITIAL TRAINING SETTING: FORMAL

CONDITION: Given an 82mm mortar system SL3 complete and equipment.

STANDARD: To ensure the weapon system can be fired safely and in accordance with FM 23-90.

PERFORMANCE STEPS:

1. Ensure mask and overhead clearance is sufficient.
2. Ensure barrel is locked into baseplate.
3. Ensure the bipod locking latch is secure.
4. Ensure barrel is secure in the barrel clamp.
5. Ensure leg-locking handwheel is tight.
6. Ensure bipod chain is tight.

REFERENCES :

1. FM 21-90 Mortar Gunnery
2. FM 23-90 Mortars
3. Users Guide for Soviet 82mm Mortars

SUPPORT REQUIREMENTS :

ROOMS/BUILDINGS : Indoor and outdoor classroom for class size of 40 students.

FWI-INST-2091 : Identify foreign weapon systems

EVALUATION-CODED : NO **SUSTAINMENT INTERVAL :** 12 months

BILLETS : Foreign Weapons Instructor

GRADES : CPL, SGT, SSGT, GYSGT, WO-1, CWO-2, CWO-3, CWO-4, CWO-5, 2NDLT, 1STLT, CAPT

INITIAL TRAINING SETTING : FORMAL

CONDITION : With the aid of references and given an unidentified foreign weapon system.

STANDARD : Without error.

PERFORMANCE STEPS :

1. Determine major characteristics of the foreign weapon.
2. Identify operating systems of the foreign weapon.

REFERENCES :

1. COOPER Firearms Mental Conditioning by Jeff Cooper
 2. JANE'S INFANTRY Jane's Infantry Weapons
 3. Military Small Arms of the 20th Century, 5th edition, by Ian V. Hogg and John Weeks, 1985
 4. Systems Approach to Training
-

FWI-INST-2092 : Conduct a lesson on foreign weapon

EVALUATION-CODED : NO **SUSTAINMENT INTERVAL :** 12 months

BILLETS : Foreign Weapons Instructor

GRADES : CPL, SGT, SSGT, GYSGT, WO-1, CWO-2, CWO-3, CWO-4, CWO-5, 2NDLT, 1STLT, CAPT

INITIAL TRAINING SETTING : FORMAL

CONDITION : Given the requirement to teach a period of instruction on a foreign weapon, instructional materials, adequate classroom facility, and with the aid of references.

STANDARD: Within the specified amount of time, effectively covering all learning objectives in a logical sequence, employing media throughout, and in accordance with the Systems Approach to Training.

PERFORMANCE STEPS:

1. Review lesson material.
2. Conduct a rehearsal.
3. Conduct effective communications.
4. Present the introduction.
5. Present the body.
6. Present instructional method(s).
7. Employ media throughout the lesson.
8. Present the summary.

REFERENCES:

1. Systems Approach to Training

SUPPORT REQUIREMENTS:

ROOMS/BUILDINGS: Indoor classroom for class size of 40 students.

TMOS T&R MANUAL

CHAPTER 8

MOS 0930 INDIVIDUAL EVENTS

	<u>PARAGRAPH</u>	<u>PAGE</u>
PURPOSE	8000	8-2
EVENT CODING.	8001	8-2
INDEX OF EVENTS BY LEVEL.	8002	8-3
2000-LEVEL EVENTS	8003	8-4

TMOS T&R MANUAL

CHAPTER 8

MOS 0930 INDIVIDUAL EVENTS

8000. PURPOSE. This chapter details the individual events that pertain to MOS 0930, Range Officer. Each individual event provides an event title, along with the conditions events will be performed under, and the standard to which the event must be performed to be successful. The MOS 0930 is no longer awarded. This chapter is being maintained in order to capture the sustainment training requirements for Marines who still possess this MOS.

8001. EVENT CODING. Events in the T&R Manual are depicted with an up-to-12-field alphanumeric system, i.e. 0930-COMP-2001. This chapter utilizes the following methodology:

a. Field one - Each event in this chapter begins with "0930" indicating that the event is for Range Officers.

b. Field two - This field is alpha characters indicating a functional area. Functional areas for Range Officers are:

COMP - Competition
MARK - Marksmanship
RMAN - Range Managements
RNGE - Range Operations

c. Field three - This field provides event level and numerical sequencing. Event levels for Range Officers are:

2000 - Core plus skills

8002. INDEX OF INDIVIDUAL EVENTS

EVENT	DESCRIPTION	PAGE
	COMPETITION	
0930-COMP-2001	Supervise a shooting team	8-4
0930-COMP-2002	Develop a competition training plan	8-4
0930-COMP-2003	Execute a competition training plan	8-5
0930-COMP-2004	Manage Competition in Arms Program (CIAP) weapons and equipment	8-5
0930-COMP-2005	Conduct competitive shooting match	8-6
	MARKSMANSHIP	
0930-MARK-2011	Maintain required marksmanship publications/ references	8-7
0930-MARK-2012	Prepare marksmanship reports	8-7
0930-MARK-2013	Display marksmanship proficiency	8-8
0930-MARK-2014	Supervise marksmanship training	8-8
0930-MARK-2015	Conduct marksmanship training	8-9
0930-MARK-2016	Manage simulation training	8-10
0930-MARK-2017	Develop annual marksmanship training plan	8-10
0930-MARK-2018	Execute annual marksmanship training plan	8-11
0930-MARK-2019	Develop marksmanship doctrine	8-11
0930-MARK-2020	Develop marksmanship programs	8-12
	RANGE MANagements	
0930-RMAN-2021	Manage A Hazardous Materials Program	8-13
0930-RMAN-2022	Manage Arms, Ammunition, and Explosives (AA&E)	8-13
0930-RMAN-2023	Certify Ranges	8-14
0930-RMAN-2024	Plan local range modernization projects	8-15
0930-RMAN-2025	Monitor environmental compliance	8-15
0930-RMAN-2026	Design ranges	8-16
0930-RMAN-2027	Manage a live fire training complex	8-16
0930-RMAN-2028	Manage an operations and maintenance budget	8-17
0930-RMAN-2029	Manage range modernization program(s)	8-18
	RANGE OPERATIONS	
0930-RNGE-2031	Supervise range safety	8-18
0930-RNGE-2032	Assign range personnel to range billets	8-19
0930-RNGE-2033	Supervise ammunition handling	8-20

8003. 2000-LEVEL EVENTS

0930-COMP-2001: Supervise a shooting team

EVALUATION-CODED: NO

SUSTAINMENT INTERVAL: 12 months

MOS PERFORMING: 0930

GRADES: WO-1, CWO-2, CWO-3, CWO-4, CWO-5

INITIAL TRAINING SETTING: MOJT

CONDITION: Given the CIAP directive from HQMC, personnel to participate, training site, targets, supplies and equipment.

STANDARD: So that all courses of fire are complete.

PERFORMANCE STEPS:

1. Coordinate administrative procedures.
2. Coordinate logistical support.
3. Conduct training for competitive shooting.
4. Conduct the competitive events.
5. Participate as a competitor.
6. Complete administrative tasks (Coordinate TAD for team events, after-action report, issue/endorse orders).

REFERENCES:

1. MCO 3591.2J Small Arms Marksmanship Competition
 2. MCO 8373.2 Auth Alw Maint & Acct Rifle/Pistol
 3. NAVMC 8011.1_ Class V(4) Materiel Allowances for Training and Security
-

0930-COMP-2002: Develop a competition training plan

EVALUATION-CODED: NO

SUSTAINMENT INTERVAL: 12 months

MOS PERFORMING: 0930

GRADES: WO-1, CWO-2, CWO-3, CWO-4, CWO-5

INITIAL TRAINING SETTING: MOJT

CONDITION: Given designated personnel, a match bulletin, weapons, equipment, and a range.

STANDARD: To prepare a winning competitive shooting team.

PERFORMANCE STEPS:

1. Identify personnel.
2. Determine available training periods.
3. Procure needed weapons and equipment.
4. Determine time and availability of ranges.
5. Produce draft schedule.

6. Staff draft schedule for team members availability.
7. Publish the competition training plan.
8. Revise schedule based on staffed input.

0930-COMP-2003: Execute a competition training plan

EVALUATION-CODED: NO **SUSTAINMENT INTERVAL:** 12 months

MOS PERFORMING: 0930

GRADES: WO-1, CWO-2, CWO-3, CWO-4, CWO-5

INITIAL TRAINING SETTING: MOJT

CONDITION: Given designated personnel, a competition training plan, weapons, equipment, and a range.

STANDARD: To train a winning competitive shooting team.

PERFORMANCE STEPS:

1. Train personnel.
2. Conduct scheduled training periods.
3. Use procured weapons and equipment.
4. Utilize time and availability of ranges.
5. Execute competition training schedule.

REFERENCES:

1. MCO 3591.2J Small Arms Marksmanship Competition
2. MCO 8373.2 Auth Alw Maint & Acct Rifle/Pistol
3. NAVMC 8011.1_ Class V(4) Materiel Allowances for Training and Security

0930-COMP-2004: Manage Competition in Arms Program (CIAP) weapons and equipment

EVALUATION-CODED: NO **SUSTAINMENT INTERVAL:** 12 months

MOS PERFORMING: 0930

GRADES: WO-1, CWO-2, CWO-3, CWO-4, CWO-5

INITIAL TRAINING SETTING: MOJT

CONDITION: Given custody of CIAP match supplies and equipment.

STANDARD: Prior to the arrival of the shooters, so that all performance steps are accomplished.

PERFORMANCE STEPS:

1. Maintain CIAP targetry and targetry supplies.
2. Maintain CIAP competitor personnel equipment (stools, jackets, slings, etc.).

3. Maintain CIAP unit equipment (specialized optics and weapons).
4. Conduct inventory as required.
5. Perform preventive maintenance as required.
6. Requisition/replace equipment and supplies as required.

REFERENCES :

1. MCO 3591.2J Small Arms Marksmanship Competition
 2. MCO 8373.2 Auth Alw Maint & Acct Rifle/Pistol
 3. NAVY OPNAV 3590.7C (OP-351G) RULES AND REGULATIONS FOR NATIONAL MATCHES AND OTHER EXCELLENCE-IN- COMPETITION (EIC) MATCHES
 4. NRA Applicable NRA Regulations
-

0930-COMP-2005: Conduct competitive shooting match

EVALUATION-CODED: NO

SUSTAINMENT INTERVAL: 12 months

MOS PERFORMING: 0930

GRADES: WO-1, CWO-2, CWO-3, CWO-4, CWO-5

INITIAL TRAINING SETTING: MOJT

CONDITION: Given custody of CIAP match supplies and equipment, a range(s), and support personnel.

STANDARD: So that all required participants are notified, and all required material and areas are secured by a deadline established by the Commanding Officer.

PERFORMANCE STEPS:

1. Call for competitors.
2. Acquire awards.
3. Arrange for logistical support.
4. Obtain Match rules and regulations.
5. Arrange for training area.
6. Arrange for administrative support.
7. Arrange for support personnel.
8. Train support personnel.
9. Train assigned range personnel.
10. Adhere to local Range SOP.
11. Manage training plan(s).
12. Provide guidance and direction to maintain the integrity of the match.
13. Maintain match statistics.
14. Coordinate match awards ceremony.
15. Execute Match awards ceremony.

REFERENCES :

1. CMP Rule Book
 2. MCO 3591.2J Small Arms Marksmanship Competition
 3. MCO 8373.2 Auth Alw Maint & Acct Rifle/Pistol
 4. NAVY OPNAV 3590.7C (OP-351G) RULES AND REGULATIONS FOR NATIONAL MATCHES AND OTHER EXCELLENCE-IN- COMPETITION (EIC) MATCHES
 5. NRA Applicable NRA Regulations
-

0930-MARK-2011: Maintain required marksmanship publications/references

EVALUATION-CODED: NO

SUSTAINMENT INTERVAL: 12 months

MOS PERFORMING: 0930

GRADES: WO-1, CWO-2, CWO-3, CWO-4, CWO-5

INITIAL TRAINING SETTING: MOJT

CONDITION: Given publication checklists.

STANDARD: So that all publications are present and available at all times.

PERFORMANCE STEPS:

1. Maintain publications library.
2. Periodically inventory required publications.
3. Periodically inventory required publications.
4. Distribute publications to appropriate billets.

REFERENCES:

1. MCO 3574.2_ Marine Corps Combat Marksmanship Program
 2. MCO 5215.1K Marine Corps Directives Management Program
-

0930-MARK-2012: Prepare marksmanship reports

EVALUATION-CODED: NO

SUSTAINMENT INTERVAL: 12 months

MOS PERFORMING: 0930

GRADES: WO-1, CWO-2, CWO-3, CWO-4, CWO-5

INITIAL TRAINING SETTING: MOJT

CONDITION: Given a marksmanship reporting requirement, appropriate forms and references.

STANDARD: So that all reports are accurate and submitted to appropriate authority.

PERFORMANCE STEPS:

1. Collect range usage data, to include ammo expenditure, personnel trained, weapons fired, etc.
2. Interpret data to be recorded on various reports.
3. Prepare the reports.
4. Submit the reports.

REFERENCES:

1. MCO 3570.1B Range Safety (Jun 03)
2. MCO 3574.2_ Marine Corps Combat Marksmanship Program
3. MCO 8025.1 Malfunction and Deficiency Reporting
4. MCO 8373.2 Auth Alw Maint & Acct Rifle/Pistol

GRADES: WO-1, CWO-2, CWO-3, CWO-4, CWO-5

INITIAL TRAINING SETTING: MOJT

CONDITION: Given the Marine Corps Combat Marksmanship programs, personnel to be trained, range personnel, a training site, targets, supplies and equipment.

STANDARD: So that all performance steps are accomplished.

PERFORMANCE STEPS:

1. Observe target for deficiencies in shot group patterns.
2. Ensure assigned range personnel are performing their duties.
3. Correct marksmanship training deficiencies.
4. Maintain integrity of evaluation phases of marksmanship training.
5. Monitor instruction for adherence to learning objectives.

REFERENCES:

1. MCO 3570.1B Range Safety (Jun 03)
 2. MCO 3574.2_ Marine Corps Combat Marksmanship Program
 3. MCRP 3-01A Rifle Marksmanship
 4. MCRP 3-01B Pistol Marksmanship
-

0930-MARK-2015: Conduct marksmanship training

EVALUATION-CODED: NO

SUSTAINMENT INTERVAL: 12 months

MOS PERFORMING: 0930

GRADES: WO-1, CWO-2, CWO-3, CWO-4, CWO-5

INITIAL TRAINING SETTING: MOJT

CONDITION: Given the Marine Corps Combat Marksmanship (MCCMP) programs, personnel to be trained, a training site, targets, and range supplies and equipment.

STANDARD: So that all performance steps are accomplished.

PERFORMANCE STEPS:

1. Ensure logistical and support requirements are met.
2. Ensure preparatory training is accomplished by all shooters.
3. Manage range personnel in key billets.
4. Ensure required safety briefs are completed.
5. Provide range operations brief.
6. Supervise target and relay assignments.
7. Confirm authorization to commence training.
8. Supervise the conduct of prescribed marksmanship event.
9. Ensure range activities following live firing events are accomplished.

REFERENCES:

1. MCO 3570.1B Range Safety (Jun 03)
2. MCO 3574.2_ Marine Corps Combat Marksmanship Program
3. MCO 8025.1 Malfunction and Deficiency Reporting

4. MCRP 3-01A Rifle Marksmanship
5. MCRP 3-01B Pistol Marksmanship
6. NAVMC 8011.1_ Class V(4) Materiel Allowances for Training and Security

0930-MARK-2016: Manage simulation training

EVALUATION-CODED: NO **SUSTAINMENT INTERVAL:** 12 months

MOS PERFORMING: 0930

GRADES: WO-1, CWO-2, CWO-3, CWO-4, CWO-5

INITIAL TRAINING SETTING: MOJT

CONDITION: Given a simulator, instructors, training materials and supplies.

STANDARD: So that all performance steps are accomplished.

PERFORMANCE STEPS:

1. Ensure equipment is properly maintained.
2. Ensure operators and users are properly trained.
3. Ensure physical security of simulation systems.
4. Provide user level instruction.
5. Evaluate on set up, operation, and shut down procedures.
6. Develop user level training program.
7. Ensure required usage data is submitted to appropriate authority.

REFERENCES:

1. OP MAN Simulators Operation Manual

0930-MARK-2017: Develop annual marksmanship training plan

EVALUATION-CODED: NO **SUSTAINMENT INTERVAL:** 12 months

MOS PERFORMING: 0930

GRADES: WO-1, CWO-2, CWO-3, CWO-4, CWO-5

INITIAL TRAINING SETTING: MOJT

CONDITION: Given unit mission, range maintenance schedule, number of available ranges, number of Marines required to train, priority criteria, seasonal data and trainee throughput data.

STANDARD: To meet required throughput.

PERFORMANCE STEPS:

1. Coordinate with supported units operation sections.
2. Determine available training periods.
3. Gather unit throughput requirements.
4. Analyze data.

GRADES: CWO-2, CWO-3, CWO-4, CWO-5

INITIAL TRAINING SETTING: MOJT

CONDITION: Given the need to develop marksmanship training doctrine.

STANDARD: So that all performance steps are accomplished, in the time allotted by the commanding officer.

PERFORMANCE STEPS:

1. Staff draft doctrine.
2. Revise doctrine based on staffed input.
3. Forward to MCCDC for publication.
4. Write draft doctrine.
5. Coordinate with Marine Corps Marksmanship Center of Excellence doctrinal division.
6. Gather data (Marine Corps lessons learned, course content review board results and fleet operational need statement, etc.).
7. Analyze data.

REFERENCES:

1. MCO 1553.1B The Marine Corps Training and Education System
2. MCO 3574.2_ Marine Corps Combat Marksmanship Program
3. MCRP 3-01A Rifle Marksmanship
4. MCRP 3-01B Pistol Marksmanship
5. Systems Approach to Training

0930-MARK-2020: Develop marksmanship programs

EVALUATION-CODED: NO

SUSTAINMENT INTERVAL: 12 months

MOS PERFORMING: 0930

GRADES: CWO-2, CWO-3, CWO-4, CWO-5

INITIAL TRAINING SETTING: FORMAL

CONDITION: Given a need to develop marksmanship training programs.

STANDARD: So that all performance steps are accomplished, in the time allotted by the commanding officer.

PERFORMANCE STEPS:

1. Gather data (doctrine, CGI inspection results, CCRB results, MCCLLs, marksmanship studies, Fleet Operational Needs Statement (FONS), Marine Corps Equipment Review Group (MCERG)).
2. Review data.
3. Analyze performance requirements (training development system and subject matter expert conferences).
4. Design learning objectives and test items.
5. Develop instructional materials (courses of fire, instructor guides, training aids, handouts, performance support tools).
6. Develop course description data and program of instruction.

7. Implement instructional programs.
8. Evaluate program efficiency and effectiveness (CCRB, assist visits, CGI inspections).
9. Revise program as required.

REFERENCES :

1. MCO 1553.1B The Marine Corps Training and Education System
 2. MCO 3574.2_ Marine Corps Combat Marksmanship Program
 3. MCRP 3-01A Rifle Marksmanship
 4. MCRP 3-01B Pistol Marksmanship
 5. Systems Approach to Training
-

0930-RMAN-2021: Manage A Hazardous Materials Program

EVALUATION-CODED: NO

SUSTAINMENT INTERVAL: 12 months

MOS PERFORMING: 0930

GRADES: WO-1, CWO-2, CWO-3, CWO-4, CWO-5

INITIAL TRAINING SETTING: MOJT

CONDITION: Given a range complex, personnel, range supplies and equipment, and appropriate guidelines.

STANDARD: So that all performance steps are completed to ensure that no training days are lost because of environmental mishap.

PERFORMANCE STEPS:

1. Coordinate hazardous material training for range personnel.
2. Conduct appropriate HAZMAT spill and incident reporting procedures.
3. Conduct periodic inspections of range to ensure compliance.

REFERENCES :

1. CFR49 Environmental Protection Act
 2. MCO 3570.1B Range Safety (Jun 03)
 3. Explosive Ordnance Disposal Guidelines
-

0930-RMAN-2022: Manage Arms, Ammunition, and Explosives (AA&E)

EVALUATION-CODED: NO

SUSTAINMENT INTERVAL: 12 months

MOS PERFORMING: 0930

GRADES: WO-1, CWO-2, CWO-3, CWO-4, CWO-5

INITIAL TRAINING SETTING: MOJT

CONDITION: Given the need to maintain AA&E.

STANDARD: So that all performance steps are accomplished.

PERFORMANCE STEPS:

1. Manage the AA&E qualification and certification screening process of assigned personnel at unit level.
2. Maintain orders and documentation.
3. Ensure compliance with AA&E in accordance with Marine Corps Orders and local SOP.
4. Conduct inspections of storage facilities.
5. Manage the maintenance of storage facilities organic to range complex.

REFERENCES:

1. MCO 8023.3 Qualification and Certification Program for Class V Munitions and Explosive Devices
 2. MCO 8023.3A Personnel Qualification and Certification Program for Class V Ammunition and Explosives
 3. MCO P8011.4 USMC T/A Class V (W) Material (Peacetime)
 4. MCO P8011.4J Marine Corps Policy and Procedures for Class V(W) Material (Peacetime)
 5. OPNAVINST 5530.13 DON Physical Security Instruction for Conventional Arms, Ammunition, and Explosives
 6. OPNAVINST 5530.13C Department of the Navy Physical Security Instruction for Conventional Arms, Ammunition, and Explosives (AA&E)
-

0930-RMAN-2023: Certify Ranges

EVALUATION-CODED: NO

SUSTAINMENT INTERVAL: 12 months

MOS PERFORMING: 0930

GRADES: WO-1, CWO-2, CWO-3, CWO-4, CWO-5

INITIAL TRAINING SETTING: MOJT

CONDITION: Given certification checklist, access to the ranges, range Historical data, appropriate references.

STANDARD: In performance step sequence, without omission.

PERFORMANCE STEPS:

1. Assess range requirements with regards to weapons, weapons positions, ammunition and special use airspace.
2. Conduct a risk assessment to identify hazards.
3. Initiate corrective measures to reduce the risk to an acceptable level.
4. Initiate any requirements to deviate from range safety standards by referring to the appropriate authority.
5. Complete range certification checklists.
6. Prepare and submit range certification reports.

REFERENCES:

1. MCO 3500.27B Operational Risk Management (ORM) (May 04)
 2. MCO 3550.9 Range Certification
 3. MCO 3570.1B Range Safety (Jun 03)
-

0930-RMAN-2024: Plan local range modernization projects

EVALUATION-CODED: NO

SUSTAINMENT INTERVAL: 24 months

MOS PERFORMING: 0930

GRADES: CWO-2, CWO-3, CWO-4, CWO-5

INITIAL TRAINING SETTING: MOJT

CONDITION: Given environmental references, range historical data, range, funds, and current needs assessment.

STANDARD: So that the range complex is maintained in a serviceable condition.

PERFORMANCE STEPS:

1. Review range and training requirements document (FONS, MNS, ORD, ROC) submitted by operating forces.
2. Analyze the submitted requirements for future enhancements.
3. Prioritize validated range and training requirements.
4. Submit requirements to compete in the training program objectives memorandum (POM) initiative and Ground Range Sustainment Program.
5. Track the status of POM initiatives.
6. Upon POM approval, staff integrated logistics support plans and material fielding plans.
7. Coordinate enhancement efforts with command's RTA management.
8. Continue life cycle management process for RTAs.
9. Deconflict scheduling for projects.

REFERENCES:

1. MCO 3500.27B Operational Risk Management (ORM) (May 04)
 2. MCO 3550.9 Range Certification
 3. MCO 3570.1B Range Safety (Jun 03)
-

0930-RMAN-2025: Monitor environmental compliance

EVALUATION-CODED: NO

SUSTAINMENT INTERVAL: 12 months

MOS PERFORMING: 0930

GRADES: WO-1, CWO-2, CWO-3, CWO-4, CWO-5

INITIAL TRAINING SETTING: MOJT

CONDITION: Given a range complex, range personnel, range facilities and references.

STANDARD: So that all performance steps are met and minimal range time is lost due to environmental compliance.

PERFORMANCE STEPS:

1. Maintain range usage data.
2. Comply with OSHA guidelines within constraints of training.

3. Inspect Range complex for compliance with environmental regulations.
4. Maintain satellite accumulation point for HAZMAT.
5. Monitor lead compliance plan.
6. Maintain Material Safety Data Sheet file.
7. Manage HAZCOM training.

REFERENCES :

1. CFR49 Environmental Protection Act
 2. MCO 3570.1B Range Safety (Jun 03)
 3. MCO 3574.2_ Marine Corps Combat Marksmanship Program
 4. NAVMC 8011.1_ Class V(4) Materiel Allowances for Training and Security
-

0930-RMAN-2026: Design ranges

EVALUATION-CODED: NO

SUSTAINMENT INTERVAL: 12 months

MOS PERFORMING: 0930

GRADES: WO-1, CWO-2, CWO-3, CWO-4, CWO-5

INITIAL TRAINING SETTING: MOJT

CONDITION: Given a training requirement, the absence of existing ranges, and given appropriate references, maps, tools, equipment, and environmental data.

STANDARD: In performance step sequence, without omission in the time allotted by the commanding officer.

PERFORMANCE STEPS:

1. Review range and training requirements document (FONS, MNS, ORD, ROC) submitted by operating forces.
2. Generate MILCON requirements in conjunction with facility planners, using units and training personnel.
3. Develop parallel planning efforts.
4. Coordinate a preliminary range and facility layout.
5. Resolve conflicts with special use airspace.
6. Identify new weapons systems/munitions effects and changes to individual training standards.
7. Upgrade RTA facility layout to include firing/target positions and surface danger zone overlays.
8. Serve as a point of contact for concept design, facilities planning and environmental assessments.

REFERENCES :

1. MCO 3500.27B Operational Risk Management (ORM) (May 04)
 2. MCO 3570.1B Range Safety (Jun 03)
-

0930-RMAN-2027: Manage a live fire training complex

EVALUATION-CODED: NO

SUSTAINMENT INTERVAL: 12 months

MOS PERFORMING: 0930

GRADES: WO-1, CWO-2, CWO-3, CWO-4, CWO-5

INITIAL TRAINING SETTING: MOJT

CONDITION: Given an annual range schedule, number of shooters, range personnel, types of weapons to be fired, range facilities and references.

STANDARD: So that all training events are conducted safely and efficiently.

PERFORMANCE STEPS:

1. Manage environmental compliance.
2. Manage operational risk.
3. Manage range modernization programs.
4. Maintain range complex facilities.
5. Manage personnel assignments.
6. Determine logistical support requirements.
7. Prepare logistical support request.
8. Conduct advance coordination brief to assign using units and support personnel to ranges.
9. Confirm completion of users' preparatory training and pre fire inspection (PFI) of weapons.
10. Conduct scheduled training as planned.

REFERENCES:

1. MCO 3570.1B Range Safety (Jun 03)
2. MCO 3574.2_ Marine Corps Combat Marksmanship Program
3. MCO 3591.2J Small Arms Marksmanship Competition
4. NAVMC 8011.1_ Class V(4) Materiel Allowances for Training and Security

0930-RMAN-2028: Manage an operations and maintenance budget

EVALUATION-CODED: NO

SUSTAINMENT INTERVAL: 12 months

MOS PERFORMING: 0930

GRADES: CWO-2, CWO-3, CWO-4, CWO-5

INITIAL TRAINING SETTING: MOJT

CONDITION: Given an annual training requirement, range facilities and personnel.

STANDARD: So that all range facilities are maintained and all logistical requirements are met utilizing allotted funds.

PERFORMANCE STEPS:

1. Prepare an annual spending plan.
2. Submit annual spending plan for approval.
3. Submit purchase request.
4. Track status of purchase request.
5. Monitor monthly, quarterly, and annual spending reports.

6. Recognize deficiencies.
7. Complete unfunded deficiencies request.
8. Track status of unfunded deficiencies request.
9. Seek alternate funding for unfunded deficiencies.
10. Manage logistical supplies.

REFERENCES :

1. MCO 3570.1B Range Safety (Jun 03)
 2. MCO 3574.2_ Marine Corps Combat Marksmanship Program
 3. MCO 3591.2J Small Arms Marksmanship Competition
 4. NAVMC 8011.1_ Class V(4) Materiel Allowances for Training and Security
-

0930-RMAN-2029: Manage range modernization program(s)

EVALUATION-CODED: NO

SUSTAINMENT INTERVAL: 12 months

MOS PERFORMING: 0930

GRADES: WO-1, CWO-2, CWO-3, CWO-4, CWO-5

INITIAL TRAINING SETTING: MOJT

CONDITION: Given a range complex, range facilities and references.

STANDARD: So that all ranges are maintained and modernized.

PERFORMANCE STEPS :

1. Review range and training requirements document (FONS, MNS, ORD, ROC) submitted by operating forces.
2. Analyze the submitted requirements for future enhancements.
3. Prioritize validated range and training requirements.
4. Submit requirements to compete in the training program objectives memorandum (POM) initiative and Ground Range Sustainment Program.
5. Track the status of POM initiatives.
6. Upon POM approval, staff integrated logistics support plans and material fielding plans.
7. Coordinate enhancement efforts with command's RTA management.
8. Continue life cycle management process for RTAs.
9. Deconflict scheduling for projects

REFERENCES :

1. MCO 3570.1B Range Safety (Jun 03)
 2. MCO 3574.2 Marine Corps Combat Marksmanship Program
 3. MCO 3591.2J Small Arms Marksmanship Competition
 4. NAVMC 8011.1_ Class V(4) Materiel Allowances for Training and Security
-

0930-RNGE-2031: Supervise range safety

EVALUATION-CODED: NO

SUSTAINMENT INTERVAL: 24 months

MOS PERFORMING: 0930

GRADES: WO-1, CWO-2, CWO-3, CWO-4, CWO-5

INITIAL TRAINING SETTING: MOJT

CONDITION: Given a live fire training requirement, access to a live fire range and a firing detail with prescribed equipment.

STANDARD: Ensuring that all performance steps are accomplished.

PERFORMANCE STEPS:

1. Enforce the Four Weapons Safety Rules.
2. Enforce range regulations.
3. Ensure AA&E procedures are adhered to.
4. Ensure all personnel utilize required PPE.
5. Ensure Range personnel have met appropriate training requirements.
6. Ensure all DOD, Marine Corps, installation, and local regulations are adhered to.
7. Adhere to applicable ORAW.
8. Ensure ORAW is up to date.

REFERENCES:

1. MCO 3500.27B Operational Risk Management (ORM) (May 04)
 2. MCO 3570.1B Range Safety (Jun 03)
 3. MCO 3574.2_ Marine Corps Combat Marksmanship Program
 4. MCRP 3-01A Rifle Marksmanship
 5. MCRP 3-01B Pistol Marksmanship
 6. Local Installation Range Regulations
-

0930-RNGE-2032: Assign range personnel to range billets

EVALUATION-CODED: NO

SUSTAINMENT INTERVAL: 12 months

MOS PERFORMING: 0930

GRADES: WO-1, CWO-2, CWO-3, CWO-4, CWO-5

INITIAL TRAINING SETTING: MOJT

CONDITION: Given qualified range personnel and a range operation requirement.

STANDARD: Ensuring that all performance steps are accomplished.

PERFORMANCE STEPS:

1. Assign Line SNCO.
2. Assign Tower NCO.
3. Assign Pit NCO.
4. Assign Assistant Pit NCO
5. Assign Block NCOs.
6. Assign Combat Marksmanship Coaches.
7. Assign Combat Marksmanship Trainers.

REFERENCES:

1. MCO 3574.2_ Marine Corps Combat Marksmanship Program
-

0930-RNGE-2033: Supervise ammunition handling

EVALUATION-CODED: NO

SUSTAINMENT INTERVAL: 12 months

MOS PERFORMING: 0930

GRADES: WO-1, CWO-2, CWO-3, CWO-4, CWO-5

INITIAL TRAINING SETTING: MOJT

CONDITION: Given a range, ammunition, training requirement, and personnel.

STANDARD: So that all performance steps are completed.

PERFORMANCE STEPS:

1. Assign Ammo NCO as required by local SOP.
2. Ensure that all ammunition documents are completed correctly.
3. Ensure ammunition is distributed according to local SOP.
4. Ensure that ammo is maintained properly while on range.
5. Ensure that ammo is recovered according to local SOP.
6. Ensure all excess ammunition is accounted for and turned in according to local SOP.

REFERENCES:

1. Local SOP Local Standard Operating Procedures
 2. MCO 3570.1B Range Safety (Jun 03)
 3. NAVMC 8011.1_ Class V(4) Materiel Allowances for Training and Security
-

TMOS T&R MANUAL

CHAPTER 9

MOS 0931 INDIVIDUAL EVENTS

	<u>PARAGRAPH</u>	<u>PAGE</u>
PURPOSE	9000	9-2
EVENT CODING.	9001	9-2
INDEX OF EVENTS BY LEVEL.	9002	9-3
2000-LEVEL EVENTS	9003	9-4
2500-LEVEL EVENTS	9004	9-11

TMOS T&R MANUAL

CHAPTER 9

MOS 0931 INDIVIDUAL EVENTS

9000. PURPOSE. This chapter details the individual events that pertain to MOS 0931, Marksmanship Instructor. Each individual event provides an event title, along with the conditions events will be performed under, and the standard to which the event must be performed to be successful.

9001. EVENT CODING. Events in the T&R Manual are depicted with an up-to-12-field alphanumeric system, i.e. 0931-COMP-2001. This chapter utilizes the following methodology:

a. Field one - Most events in this chapter begin with "0931" indicating that the event is for Marksmanship Instructors. This chapter also includes events from the T3 T&R Manual. These events begin with "FSIC" (Formal School Instructor Course).

b. Field two - This field is alpha characters indicating a functional area. Functional areas for Marksmanship Instructors are:

COMP - Competition
IMPI - Implement
INST - Instruction
MARK - Marksmanship
RNGE - Range Operations
TRNG - Training

c. Field three - This field provides event level and numerical sequencing. Event levels for Marksmanship Instructors are:

2000 - Core plus skills (Formal School)
2500 - Core plus skills (MOJT)

9002. INDEX OF EVENTS BY LEVEL

1. 2000-LEVEL EVENTS

EVENT	DISCRIPTION	PAGE
	INSTRUCTION	
0931-INST-2001	Supervise coaching techniques	9-4
	MARKSMANSHIP	
0931-MARK-2011	Plan Marine Corps Combat Marksmanship Program (MCCMP) Training	9-4
0931-MARK-2012	Execute Marine Corps Combat Marksmanship Program (MCCMP) Table 1/1A Fundamental Rifle Marksmanship	9-5
0931-MARK-2013	Execute Marine Corps Combat Marksmanship Program (MCCMP) Table 2 Basic Combat Rifle Marksmanship	9-6
0931-MARK-2014	Execute Marine Corps Combat Marksmanship Program (MCCMP) Table 3 Intermediate Combat Rifle Marksmanship	9-6
0931-MARK-2015	Execute Marine Corps Combat Marksmanship Program (MCCMP) Table 4 Advanced Combat Rifle Marksmanship	9-7
0931-MARK-2016	Execute Marine Corps Combat Marksmanship Program (MCCMP) Entry Level Pistol (ELP) Program	9-8
	FORMAL SCHOOL INSTRUCTION COURSE	
FSIC-IMPI-2101	Prepare for Instruction	9-8
FSIC-IMPI-2102	Employ Instructional Communication	9-9
FSIC-IMPI-2103	Conduct a Lesson	9-9
FSIC-IMPI-2104	Conduct After Lesson Management	9-10

2. 2500-LEVEL EVENTS

EVENT	DISCRIPTION	PAGE
	COMPETITION	
0931-COMP-2501	Provide Competition in Arms Program (CIAP) and other match instruction	9-11
0931-COMP-2502	Prepare range for CIAP/other matches	9-11
0931-COMP-2503	Maintain CIAP/other match supplies and equipment	9-12
0931-COMP-2504	Coordinate CIAP/other match activities with external organizations	9-13
	MARKSMANSHIP	
0931-MARK-2511	Utilize marksmanship simulation	9-14
	RANGE OPERATIONS	
0931-RNGE-2521	Conduct range briefs	9-14
	TRAINING	
0931-TRNG-2531	Conduct Combat Marksmanship Coach (CMC) Course	9-15
0931-TRNG-2532	Conduct Combat Marksmanship Trainer (CMT) course	9-16
0931-TRNG-2533	Conduct marksmanship simulator training	9-16
0931-TRNG-2534	Conduct Combat Marksmanship Trainer/Coach (CMT/CMC) remediation/refresher training	9-17

9003. 2000-LEVEL EVENTS

0931-INST-2001: Supervise coaching techniques

EVALUATION-CODED: NO

SUSTAINMENT INTERVAL: 24 months

MOS PERFORMING: 0931

GRADES: CPL, SGT, SSGT, GYSGT

INITIAL TRAINING SETTING: FORMAL

CONDITION: Given a training requirement, range coach, shooter with deficiencies, references, and access to suitable training areas.

STANDARD: By ensuring the coach advises the shooter on any deficiencies and in accordance with MCRP 3-01A and MCRP 3-01B.

PERFORMANCE STEPS:

1. Observe shooter.
2. Observe coach's coaching techniques.
3. Determine corrections required.
4. Advise coach on corrective measures.
5. Ensure corrective measures are taken.

REFERENCES:

1. MCO 3574.2_ Marine Corps Combat Marksmanship Program
 2. MCRP 3-01A Rifle Marksmanship
 3. MCRP 3-01B Pistol Marksmanship
 4. MCRP 3-0A Unit Training Management Guide
 5. MCRP 3-0B How to Conduct Training
-

0931-MARK-2011: Plan Marine Corps Combat Marksmanship Program (MCCMP) Training

EVALUATION-CODED: NO

SUSTAINMENT INTERVAL: 24 months

MOS PERFORMING: 0931

GRADES: CPL, SGT, SSGT, GYSGT

INITIAL TRAINING SETTING: FORMAL

CONDITION: Given a training requirement, lesson plans, a list of available ranges and resources, and with the aid of references.

STANDARD: So that all performance steps are accomplished in order to meet MCCMP requirements.

PERFORMANCE STEPS:

1. Review training requirements.
2. Review the references.

3. Identify local resources necessary to conduct marksmanship training (ranges, ammo, targetry, material, personnel, and corpsman).
4. Draft training schedule.
5. Coordinate local resources necessary to conduct marksmanship training (ie: ranges, ammo, targetry, material, personnel, and corpsman).
6. Finalize training schedule.

REFERENCES:

1. ART Annual Rifle Training (ART) Lesson Material
2. ELP Entry Level Pistol (ELP) Lesson Material
3. ELR Entry Level Rifle (ELR) Lesson Material
4. MCO 1553.3A Unit Training Management (UTM) (Jan 04)
5. MCO 3574.2_ Marine Corps Combat Marksmanship Program
6. MCRP 3-0A Unit Training Management Guide
7. MCRP 3-0B How to Conduct Training

0931-MARK-2012: Execute Marine Corps Combat Marksmanship Program (MCCMP)
Table 1/1A Fundamental Rifle Marksmanship

EVALUATION-CODED: NO

SUSTAINMENT INTERVAL: 24 months

MOS PERFORMING: 0931

GRADES: CPL, SGT, SSGT, GYSGT

INITIAL TRAINING SETTING: FORMAL

CONDITION: Given a training requirement, lesson plan, training schedule, range personnel and materials, access to suitable training areas, and with the aid of references.

STANDARD: In order to meet MCCMP requirements set forth in MCO 3574.2_ Marine Corps Combat Marksmanship Program.

PERFORMANCE STEPS:

1. Conduct preliminary range set up.
2. Conduct combat marksmanship Table 1 preparatory periods of instruction.
3. Supervise combat marksmanship Table 1 preparatory practical applications.
4. Supervise combat marksmanship Table 1 weapons handling test.
5. Enforce range regulations.
6. Conduct combat marksmanship Table 1 preparatory live fire evaluations.
7. Supervise combat marksmanship Table 1 course of fire.
8. Conduct remedial combat marksmanship training.
9. Secure range.

REFERENCES:

1. ART Annual Rifle Training (ART) Lesson Material
 2. ELR Entry Level Rifle (ELR) Lesson Material
 3. MCO 3570.1B Range Safety (Jun 03)
 4. MCO 3574.2_ Marine Corps Combat Marksmanship Program
 5. MCRP 3-01A Rifle Marksmanship
-

0931-MARK-2013: Execute Marine Corps Combat Marksmanship Program (MCCMP)
Table 2 Basic Combat Rifle Marksmanship

EVALUATION-CODED: NO

SUSTAINMENT INTERVAL: 24 months

MOS PERFORMING: 0931

GRADES: CPL, SGT, SSGT, GYSGT

INITIAL TRAINING SETTING: FORMAL

CONDITION: Given a training requirement, lesson plan, training schedule, range personnel and materials, access to suitable training areas, and with the aid of references.

STANDARD: In order to meet MCCMP requirements set forth in MCO 3574.2_ Marine Corps Combat Marksmanship Program.

PERFORMANCE STEPS:

1. Conduct preliminary range set up.
2. Conduct combat marksmanship Table 2 preparatory periods of instruction.
3. Supervise combat marksmanship Table 2 preparatory practical applications.
4. Enforce range regulations.
5. Conduct combat marksmanship Table 2 preparatory live fire evaluations.
6. Supervise combat marksmanship Table 2 course of fire.
7. Conduct remedial combat marksmanship training.
8. Secure range.

REFERENCES:

1. ART Annual Rifle Training (ART) Lesson Material
 2. ELR Entry Level Rifle (ELR) Lesson Material
 3. MCO 3570.1B Range Safety (Jun 03)
 4. MCO 3574.2_ Marine Corps Combat Marksmanship Program
 5. MCRP 3-01A Rifle Marksmanship
-

0931-MARK-2014: Execute Marine Corps Combat Marksmanship Program (MCCMP)
Table 3 Intermediate Combat Rifle Marksmanship

EVALUATION-CODED: NO

SUSTAINMENT INTERVAL: 24 months

MOS PERFORMING: 0931

GRADES: CPL, SGT, SSGT, GYSGT

INITIAL TRAINING SETTING: FORMAL

CONDITION: Given a training requirement, lesson plan, training schedule, range personnel and materials, access to suitable training areas, and with the aid of references.

STANDARD: In order to meet MCCMP requirements set forth in MCO 3574.2_ Marine Corps Combat Marksmanship Program.

PERFORMANCE STEPS:

1. Conduct preliminary range set up.
2. Conduct combat marksmanship Table 3 preparatory periods of instruction.
3. Supervise combat marksmanship Table 3 preparatory practical applications.
4. Enforce range regulations.
5. Conduct combat marksmanship Table 3 preparatory live fire evaluations.
6. Supervise combat marksmanship Table 3 course of fire.
7. Conduct remedial combat marksmanship training.
8. Secure range.

REFERENCES:

1. ART Annual Rifle Training (ART) Lesson Material
 2. ELR Entry Level Rifle (ELR) Lesson Material
 3. MCO 3570.1B Range Safety (Jun 03)
 4. MCO 3574.2_ Marine Corps Combat Marksmanship Program
 5. MCRP 3-01A Rifle Marksmanship
-

0931-MARK-2015: Execute Marine Corps Combat Marksmanship Program (MCCMP)
Table 4 Advanced Combat Rifle Marksmanship

EVALUATION-CODED: NO

SUSTAINMENT INTERVAL: 24 months

MOS PERFORMING: 0931

GRADES: CPL, SGT, SSGT, GYSGT

INITIAL TRAINING SETTING: FORMAL

CONDITION: Given a training requirement, lesson plan, training schedule, range personnel and materials, access to suitable training areas, and with the aid of references.

STANDARD: In order to meet MCCMP requirements set forth in MCO 3574.2_ Marine Corps Combat Marksmanship Program.

PERFORMANCE STEPS:

1. Conduct preliminary range set up.
2. Conduct combat marksmanship Table 4 preparatory periods of instruction.
3. Supervise combat marksmanship Table 4 preparatory practical applications.
4. Enforce range regulations.
5. Conduct combat marksmanship Table 4 preparatory live fire evaluations.
6. Supervise combat marksmanship Table 4 course of fire.
7. Conduct remedial combat marksmanship training.
8. Secure range.

REFERENCES:

1. ART Annual Rifle Training (ART) Lesson Material
 2. ELR Entry Level Rifle (ELR) Lesson Material
 3. MCO 3570.1B Range Safety (Jun 03)
 4. MCO 3574.2_ Marine Corps Combat Marksmanship Program
 5. MCRP 3-01A Rifle Marksmanship
-

0931-MARK-2016: Execute Marine Corps Combat Marksmanship Program (MCCMP)
Entry Level Pistol (ELP) Program

EVALUATION-CODED: NO

SUSTAINMENT INTERVAL: 24 months

MOS PERFORMING: 0931

GRADES: CPL, SGT, SSGT, GYSGT

INITIAL TRAINING SETTING: FORMAL

CONDITION: Given a training requirement, lesson plan, training schedule, range personnel and materials, access to suitable training areas, and with the aid of references.

STANDARD: In order to meet MCCMP requirements set forth in MCO 3574.2_ Marine Corps Combat Marksmanship Program.

PERFORMANCE STEPS:

1. Conduct preliminary range set up.
2. Conduct ELP preparatory periods of instruction.
3. Supervise ELP preparatory practical applications.
4. Supervise ELP weapons handling test.
5. Enforce range regulations.
6. Supervise ELP course of fire.
7. Conduct remedial pistol marksmanship training.
8. Secure range.

REFERENCES:

1. ELP Entry Level Pistol (ELP) Lesson Material
 2. MCO 3570.1B Range Safety (Jun 03)
 3. MCO 3574.2_ Marine Corps Combat Marksmanship Program
 4. MCRP 3-01B Pistol Marksmanship
-

FSIC-IMPI-2101: Prepare for Instruction

EVALUATION-CODED: NO

SUSTAINMENT INTERVAL: 3 months

GRADES: CPL, SGT, SSGT, GYSGT, MSGT, MGYSGT, WO-1, CWO-2, CWO-3, CWO-4, CWO-5, 2NDLT, 1STLT, CAPT, MAJ, LTCOL

INITIAL TRAINING SETTING: FORMAL

CONDITION: Given a Master Lesson File, an instructional setting, and references.

STANDARD: In accordance with the Systems Approach to Training (SAT) Manual chapter 4 sections 4100 and 4300.

PERFORMANCE STEPS:

1. Review course/training schedule.
2. Review lesson materials.
3. Assess time critical risk factors.

4. Prepare instructional environment.
5. Conduct rehearsals.

REFERENCES:

1. SAT MANUAL Systems Approach to Training Manual
-

FSIC-IMPI-2102: Employ Instructional Communication

EVALUATION-CODED: NO

SUSTAINMENT INTERVAL: 3 months

GRADES: CPL, SGT, SSGT, GYSGT, MSGT, MGYSGT, WO-1, CWO-2, CWO-3, CWO-4, CWO-5, 2NDLT, 1STLT, CAPT, MAJ, LTCOL

INITIAL TRAINING SETTING: FORMAL

CONDITION: Given a Master Lesson File, an instructional setting, and references.

STANDARD: In accordance with the Systems Approach to Training (SAT) Manual chapter 4 section 4400.

PERFORMANCE STEPS:

1. Employ verbal communication techniques.
2. Employ non-verbal communication techniques.
3. Employ listening techniques.
4. Employ questioning techniques.
5. Employ facilitation techniques.

REFERENCES:

1. SAT MANUAL Systems Approach to Training Manual
-

FSIC-IMPI-2103: Conduct a Lesson

EVALUATION-CODED: NO

SUSTAINMENT INTERVAL: 3 months

GRADES: CPL, SGT, SSGT, GYSGT, MSGT, MGYSGT, WO-1, CWO-2, CWO-3, CWO-4, CWO-5, 2NDLT, 1STLT, CAPT, MAJ, LTCOL

INITIAL TRAINING SETTING: FORMAL

CONDITION: Given a Master Lesson File, an instructional setting, and references.

STANDARD: In accordance with the Systems Approach to Training (SAT) Manual chapter 4 section 4400.

PERFORMANCE STEPS:

1. Introduce a lesson.
2. Present the main body of the lesson.

3. Present instructional methods.
4. Employ media.
5. Summarize the lesson.

REFERENCES:

1. SAT MANUAL Systems Approach to Training Manual
-

FSIC-IMPI-2104: Conduct After Lesson Management

EVALUATION-CODED: NO

SUSTAINMENT INTERVAL: 3 months

GRADES: CPL, SGT, SSGT, GYSGT, MSGT, MGYSGT, WO-1, CWO-2, CWO-3, CWO-4, CWO-5, 2NDLT, 1STLT, CAPT, MAJ, LTCOL

INITIAL TRAINING SETTING: FORMAL

CONDITION: After the completion of a lesson given evaluation forms, and references.

STANDARD: In accordance with the Systems Approach to Training (SAT) Manual chapter 4 section 4600.

PERFORMANCE STEPS:

1. Remove media.
2. Secure classified materials.
3. Reset the instructional environment.
4. Conduct clean up.
5. Turn-in any borrowed equipment and resources.
6. Review school SOP for additional after lesson actions.
7. Collect data.
8. Analyze data.
9. Record time critical operational risk assessment effectiveness.
10. Complete after instruction reports.

REFERENCES:

1. SAT MANUAL Systems Approach to Training Manual
-

9004. 2500-LEVEL EVENTS

0931-COMP-2501: Provide Competition in Arms Program (CIAP) and other match instruction

EVALUATION-CODED: NO

SUSTAINMENT INTERVAL: 24 months

MOS PERFORMING: 0931

GRADES: CPL, SGT, SSGT, GYSGT, 1STSGT, MSGT, MGYSGT

INITIAL TRAINING SETTING: MOJT

CONDITION: Given a training requirement, competitive lesson plan, and training areas.

STANDARD: So that all students can see and hear all instruction, at the time designated by the training plan, within the time allotted so that all performance steps are accomplished.

PERFORMANCE STEPS:

1. Organize students in instructional area.
2. Issue supplies and materials as applicable to the period of instruction.
3. Conduct instruction.
4. Conduct practical application.
5. Conduct question and answer period.
6. Review instruction.

REFERENCES:

1. MCO 3591.2J Small Arms Marksmanship Competition
2. NAVY OPNAV 3590.7C (OP-351G) RULES AND REGULATIONS FOR NATIONAL MATCHES AND OTHER EXCELLENCE-IN-COMPETITION (EIC) MATCHES
3. NRA Applicable NRA Regulations

MISCELLANEOUS:

ADMINISTRATIVE INSTRUCTIONS: Execution of this event only applies Marksmanship Instructors assigned to units which sponsor the Competition in Arms Program (CIAP). All other Marksmanship Instructors will maintain familiarity with CIAP.

0931-COMP-2502: Prepare range for CIAP/other matches

EVALUATION-CODED: NO

SUSTAINMENT INTERVAL: 24 months

MOS PERFORMING: 0931

GRADES: CPL, SGT, SSGT, GYSGT, 1STSGT, MSGT, MGYSGT

INITIAL TRAINING SETTING: MOJT

CONDITION: Given a CIAP/other match requirement, live fire range and supplies.

STANDARD: Prior to the arrival of the shooters, so that all performance steps are accomplished.

PERFORMANCE STEPS:

1. Ensure CIAP logistical requirements are met.
2. Ensure CIAP support personnel requirements are met.
3. Train CIAP support personnel.

REFERENCES:

1. MCO 3591.2J Small Arms Marksmanship Competition
2. NAVY OPNAV 3590.7C (OP-351G) RULES AND REGULATIONS FOR NATIONAL MATCHES AND OTHER EXCELLENCE-IN-COMPETITION (EIC) MATCHES
3. NRA Applicable NRA Regulations

MISCELLANEOUS:

ADMINISTRATIVE INSTRUCTIONS: Execution of this event only applies Marksmanship Instructors assigned to units which sponsor the Competition in Arms Program (CIAP). All other Marksmanship Instructors will maintain familiarity with CIAP.

0931-COMP-2503: Maintain CIAP/other match supplies and equipment

EVALUATION-CODED: NO **SUSTAINMENT INTERVAL:** 24 months

MOS PERFORMING: 0931

GRADES: CPL, SGT, SSGT, GYSGT, 1STS GT, MSGT, MGYS GT

INITIAL TRAINING SETTING: MOJT

CONDITION: Given custody of CIAP/other match supplies and equipment.

STANDARD: Prior to the arrival of the shooters, so that all performance steps are accomplished.

PERFORMANCE STEPS:

1. Maintain CIAP targetry and targetry supplies.
2. Maintain CIAP competitor personnel equipment (stools, jackets, slings, etc.).
3. Maintain CIAP unit equipment (specialized optics and weapons).
4. Conduct inventory as required.
5. Perform preventive maintenance as required.
6. Requisition/replace equipment and supplies as required.

REFERENCES:

1. MCO 3591.2J Small Arms Marksmanship Competition
2. MCO 8373.2 Auth Alw Maint & Acct Rifle/Pistol

3. NAVY OPNAV 3590.7C (OP-351G) RULES AND REGULATIONS FOR NATIONAL MATCHES AND OTHER EXCELLENCE-IN- COMPETITION (EIC) MATCHES
4. NRA Applicable NRA Regulations

MISCELLANEOUS:

ADMINISTRATIVE INSTRUCTIONS: Execution of this event only applies Marksmanship Instructors assigned to units which sponsor the Competition in Arms Program (CIAP). All other Marksmanship Instructors will maintain familiarity with CIAP.

0931-COMP-2504: Coordinate CIAP/other match activities with external organizations

EVALUATION-CODED: NO

SUSTAINMENT INTERVAL: 24 months

MOS PERFORMING: 0931

GRADES: CPL, SGT, SSGT, GYSGT, 1STSGT, MSGT, MGYSGT

INITIAL TRAINING SETTING: MOJT

CONDITION: Given custody of CIAP/other match supplies and equipment.

STANDARD: So that all required participants are notified, and all required material and areas are secured by a deadline established by the Commanding Officer.

PERFORMANCE STEPS:

1. Call for competitors.
2. Arrange for logistical support.
3. Obtain Match rules and regulations.
4. Arrange for training area.
5. Arrange for administrative support.
6. Publish NOTAM (MCO 3570.1_).

REFERENCES:

1. MCO 3591.2J Small Arms Marksmanship Competition
2. MCO 8373.2 Auth Alw Maint & Acct Rifle/Pistol
3. NAVY OPNAV 3590.7C (OP-351G) RULES AND REGULATIONS FOR NATIONAL MATCHES AND OTHER EXCELLENCE-IN- COMPETITION (EIC) MATCHES
4. NRA Applicable NRA Regulations

MISCELLANEOUS:

ADMINISTRATIVE INSTRUCTIONS: Execution of this event only applies Marksmanship Instructors assigned to units which sponsor the Competition in Arms Program (CIAP). All other Marksmanship Instructors will maintain familiarity with CIAP.

0931-MARK-2511: Utilize marksmanship simulation

EVALUATION-CODED: NO

SUSTAINMENT INTERVAL: 24 months

MOS PERFORMING: 0931

GRADES: CPL, SGT, SSGT, GYSGT

INITIAL TRAINING SETTING: MOJT

CONDITION: Given a shooter, training plan, a marksmanship simulator, and access to a suitable training area.

STANDARD: So that the shooter is evaluated and deficiencies corrected.

PERFORMANCE STEPS:

1. Conduct system start-up/set-up.
2. Select program.
3. Analyze performance of shooter.
4. Utilize simulator diagnostic tools.
5. Identify shooter deficiencies.
6. Correct shooter deficiencies.
7. Reevaluate the deficiencies.
8. Report system errors to higher headquarters.

REFERENCES:

1. MCO 3591.2J Small Arms Marksmanship Competition
 2. MCRP 3-01A Rifle Marksmanship
 3. MCRP 3-01B Pistol Marksmanship
-

0931-RNGE-2521: Conduct range briefs

EVALUATION-CODED: NO

SUSTAINMENT INTERVAL: 24 months

MOS PERFORMING: 0931

GRADES: CPL, SGT, SSGT, GYSGT, MSGT, MGYSGT

INITIAL TRAINING SETTING: MOJT

CONDITION: Given a range operation requirement, access to a range, and range briefs.

STANDARD: So that all shooters, coaches and support personnel hear all portions of the brief.

PERFORMANCE STEPS:

1. Brief support personnel on their duties per local SOP.
2. Brief coaches before and after firing.
3. Conduct live fire safety brief for shooters.

REFERENCES:

1. MCO 3570.1B Range Safety (Jun 03)

2. MCO 3574.2_ Marine Corps Combat Marksmanship Program
 3. MCRP 3-01A Rifle Marksmanship
 4. MCRP 3-01B Pistol Marksmanship
-

0931-TRNG-2531: Conduct Combat Marksmanship Coach (CMC) Course

EVALUATION-CODED: NO

SUSTAINMENT INTERVAL: 24 months

MOS PERFORMING: 0931

BILLETS: MTU Instructor

GRADES: SGT, SSGT, GYSGT

INITIAL TRAINING SETTING: FORMAL

CONDITION: Given the Combat Marksmanship Coach (CMC) Course Program of Instruction (POI), training areas, students, training materials and supplies.

STANDARD: So that all performance steps are accomplished, per the training schedule and the administrative instructions.

PERFORMANCE STEPS:

1. Obtain class roster.
2. Verify student prerequisites.
3. Provide course overview.
4. Issue course materials.
5. Teach all CMC learning objectives.
6. Evaluate all CMC learning objectives.
7. Conduct rifle and pistol training/evaluation.
8. Administer course critiques.
9. Provide CMC refresher training (see admin instruction 1).
10. Maintain CMC course MLFs.
11. Maintain CMC course records.

REFERENCES:

1. CMC MLF Combat Marksmanship Coach Master Lesson File
2. MCBUL 1200 MOS Manual
3. MCO 3570.1B Range Safety (Jun 03)
4. MCO 3574.2_ Marine Corps Combat Marksmanship Program
5. MCRP 3-01A Rifle Marksmanship
6. MCRP 3-01B Pistol Marksmanship
7. Systems Approach to Training

MISCELLANEOUS:

ADMINISTRATIVE INSTRUCTIONS:

1. When a CMC has spent an extended period of time outside of the billet MOS 0933 he/she must return to a required level of proficiency, as defined in MCBUL 1200.
 2. Combat Marksmanship Trainers must have graduated Formal School Instructor Course in order to instruct a CMC course.
-

0931-TRNG-2532: Conduct Combat Marksmanship Trainer (CMT) course

EVALUATION-CODED: NO

SUSTAINMENT INTERVAL: 24 months

MOS PERFORMING: 0931

BILLET: MTU Instructor

GRADES: SGT, SSGT, GYSGT

INITIAL TRAINING SETTING: FORMAL

CONDITION: Given the Combat Marksmanship Trainer (CMT) Course Program of Instruction (POI), training areas, students, training materials and supplies.

STANDARD: So that all performance steps are accomplished, per the training schedule and the administrative instructions.

PERFORMANCE STEPS:

1. Obtain class roster.
2. Verify student prerequisites.
3. Provide course overview.
4. Issue course materials.
5. Teach all CMT learning objectives.
6. Evaluate all CMT learning objectives.
7. Administer course critiques.
8. Provide CMT refresher training (see admin instruction 1).
9. Maintain CMT course MLFs.
10. Maintain CMT course records.

REFERENCES:

1. CMT MLF Combat Marksmanship Trainer Master Lesson File
2. MCBUL 1200 MOS Manual
3. MCO 3570.1B Range Safety (Jun 03)
4. MCO 3574.2_ Marine Corps Combat Marksmanship Program
5. MCRP 3-01A Rifle Marksmanship
6. MCRP 3-01B Pistol Marksmanship
7. Systems Approach to Training

MISCELLANEOUS:

ADMINISTRATIVE INSTRUCTIONS:

1. When a CMT has spent an extended period of time outside of the billet MOS 0931 he/she must return to a required level of proficiency, as defined in MCBUL 1200.
2. Combat Marksmanship Trainers must have graduated Formal School Instructor Course in order to instruct a CMT course.

0931-TRNG-2533: Conduct marksmanship simulator training

EVALUATION-CODED: NO

SUSTAINMENT INTERVAL: 12 months

MOS PERFORMING: 0931

BILLETS: Marksmanship Simulator Manager

GRADES: CPL, SGT, SSGT, GYSGT, MSGT, MGYSGT

INITIAL TRAINING SETTING: MOJT

CONDITION: Given a simulator, students, training materials and supplies.

STANDARD: So that all performance steps are accomplished.

PERFORMANCE STEPS:

1. Provide instruction on set up, operation, and shut down of simulator and material.
2. Evaluate on set up, operation, and shut down procedures.

REFERENCES:

1. OP MAN Simulators Operation Manual
-

0931-TRNG-2534: Conduct Combat Marksmanship Trainer/Coach (CMT/CMC) remediation/refresher training

EVALUATION-CODED: NO

SUSTAINMENT INTERVAL: 12 months

MOS PERFORMING: 0931

GRADES: SGT, SSGT, GYSGT, MSGT

INITIAL TRAINING SETTING: MOJT

CONDITION: Given CMT/CMC personnel, changes to the CMT/CMC curriculum and/or CMC/CMT deficiencies.

STANDARD: To ensure that all updated material is instilled or deficiencies corrected.

PERFORMANCE STEPS:

1. Evaluate current knowledge and skill level.
2. Provide specific marksmanship instruction on selected subject(s).
3. Evaluate by continuous observation.
4. Recertify CMT/CMC to new standard (see admin note).

REFERENCES:

1. CMC MLF Combat Marksmanship Coach Master Lesson File
2. CMT MLF Combat Marksmanship Trainer Master Lesson File
3. MCO 3570.1B Range Safety (Jun 03)
4. MCO 3574.2_ Marine Corps Combat Marksmanship Program
5. MCRP 3-01A Rifle Marksmanship
6. MCRP 3-01B Pistol Marksmanship

MISCELLANEOUS:

ADMINISTRATIVE INSTRUCTIONS: Performed under the direction of the resident 0306 or section OIC.

TMOS T&R MANUAL

CHAPTER 10

MOS 0932 INDIVIDUAL EVENTS

	<u>PARAGRAPH</u>	<u>PAGE</u>
PURPOSE	10000	10-2
EVENT CODING.	10001	10-2
INDEX OF EVENTS BY LEVEL.	10002	10-3
2000-LEVEL EVENTS	10003	10-5

TMOS T&R MANUAL

CHAPTER 10

MOS 0932 INDIVIDUAL EVENTS

10000. PURPOSE. This chapter details the individual events that pertain to MOS 0932, Small Arms Weapons Instructor. Each individual event provides an event title, along with the conditions events will be performed under, and the standard to which the event must be performed to be successful. The MOS 0932 is no longer awarded. This chapter is being maintained in order to capture the sustainment training requirements for Marines who still possess this MOS.

10001. EVENT CODING. Events in the T&R Manual are depicted with an up-to-12-field alphanumeric system, i.e. 0932-RNGE-2001. This chapter utilizes the following methodology:

a. Field one - Each event in this chapter begins with "0932" indicating that the event is for Small Arms Weapons Instructors.

b. Field two - This field is alpha characters indicating a functional area. Functional areas for Small Arms Weapons Instructors are:

RNGE - Range Operations
SAIT - Small Arms Instructor Training
TRNG - Training

c. Field three - This field provides event level and numerical sequencing. Event levels for Small Arms Weapons Instructors are:

2000 - Core plus skills

10002. INDEX OF INDIVIDUAL EVENTS

EVENT	DESCRIPTION	PAGE
	RANGE OPERATIONS	
0932-RNGE-2001	Conduct a static live fire range exercise	10-5
0932-RNGE-2002	Conduct a fire movement, live fire range exercise	10-5
0932-RNGE-2003	Construct a small arms Surface Danger Zone (SDZ)	10-6
0932-RNGE-2004	Design a small arms range	10-7
	SMALL ARMS INSTRUCTOR TRAINING	
0932-SAIT-2011	Develop a small arms training plan	10-7
0932-SAIT-2012	Execute a small arms training plan	10-8
0932-SAIT-2013	Conduct Small Arms Weapons Instructor Course (SAWIC)	10-8
0932-SAIT-2014	Conduct Small Arms Weapons Instructors Course (SAWIC) Course Content Review Board (CCRB)	10-9
	TRAINING	
0932-TRNG-2021	Instruct weapons handling procedures for the service rifle	10-9
0932-TRNG-2022	Instruct preventive maintenance procedures for the service rifle	10-10
0932-TRNG-2023	Instruct grouping and zeroing for the service rifle	10-10
0932-TRNG-2024	Instruct qualification firing for the service rifle	10-11
0932-TRNG-2025	Instruct field firing techniques for the service rifle	10-12
0932-TRNG-2026	Instruct weapons handling procedures for the service pistol	10-12
0932-TRNG-2027	Instruct preventive maintenance procedures for the service pistol	10-13
0932-TRNG-2028	Instruct grouping for the service pistol	10-14
0932-TRNG-2029	Instruct qualification firing for the service pistol	10-14
0932-TRNG-2030	Instruct field firing techniques for the service pistol	10-15
0932-TRNG-2031	Instruct weapons handling procedures for the service shotgun	10-15
0932-TRNG-2032	Instruct preventative maintenance procedures for the service shotgun	10-16
0932-TRNG-2033	Instruct grouping and patterning for the service shotgun	10-17
0932-TRNG-2034	Instruct qualification firing for the service shotgun	10-18
0932-TRNG-2035	Instruct field firing techniques for service shotgun	10-18
0932-TRNG-2036	Instruct weapons handling procedures for the M249	10-20
0932-TRNG-2037	Instruct preventative maintenance procedures for the M249	10-21
0932-TRNG-2038	Instruct grouping and zeroing for the M249	10-21
0932-TRNG-2039	Instruct qualification firing for the M249	10-22
0932-TRNG-2040	Instruct field firing techniques for the M249	10-23
0932-TRNG-2041	Instruct weapons handling procedures for the grenade launcher	10-24
0932-TRNG-2042	Instruct preventative maintenance procedures for the grenade launcher	10-25
0932-TRNG-2043	Instruct zeroing for the grenade launcher	10-26
0932-TRNG-2044	Instruct qualification firing for the grenade	10-26

	launcher	
0932-TRNG-2045	Instruct field firing techniques for the grenade launcher	10-27
0932-TRNG-2046	Conduct marksmanship training utilizing a simulator	10-28
0932-TRNG-2047	Instruct weapons handling procedures for specialized weapons	10-29
0932-TRNG-2048	Instruct preventative maintenance procedures for specialized weapons	10-29
0932-TRNG-2049	Instruct grouping and zeroing for specialized weapons	10-30
0932-TRNG-2050	Instruct field firing techniques for specialized weapons	10-31
0932-TRNG-2051	Instruct range operations	10-32
0932-TRNG-2052	Instruct night vision devices	10-33
0932-TRNG-2053	Instruct thermal devices	10-33
0932-TRNG-2054	Instruct night aiming devices	10-34
0932-TRNG-2055	Instruct weapons handling procedures for foreign weapons	10-34
0932-TRNG-2056	Instruct preventative maintenance procedures for foreign weapons	10-35
0932-TRNG-2057	Instruct grouping and zeroing for foreign weapons	10-36
0932-TRNG-2058	Instruct field firing techniques for foreign weapons	10-36

10003. 2000-LEVEL EVENTS

0932-RNGE-2001: Conduct a static live fire range exercise

EVALUATION-CODED: NO **SUSTAINMENT INTERVAL:** 12 months

GRADES: SGT, SSGT, GYSGT, MSGT, MGYSGT

INITIAL TRAINING SETTING: MOJT

CONDITION: Given targets, range supplies, equipment, a course of fire, students with appropriate equipment, and range regulations.

STANDARD: Per the course of fire, in performance step sequence, in the time allotted by the training schedule, at the time scheduled.

PERFORMANCE STEPS:

1. Conduct preliminary range set-up.
2. Get personnel accountability.
3. Complete safety check.
4. Conduct range safety brief.
5. Brief range support personnel.
6. Conduct detailed brief to shooters.
7. Conduct live fire exercise.
8. Evaluate shooter and range personnel performance.
9. Perform end of range procedures.

REFERENCES:

1. ELR Entry Level Rifle Marksmanship
 2. MCO 3570.1B Range Safety (Jun 03)
 3. MCO 3574.2_ Marine Corps Combat Marksmanship Program
 4. MCRP 3-01A Rifle Marksmanship
 5. PMP Pistol Marksmanship Program
 6. SLR Sustainment Level Rifle Marksmanship
-

0932-RNGE-2002: Conduct a fire movement, live fire range exercise

EVALUATION-CODED: NO **SUSTAINMENT INTERVAL:** 12 months

GRADES: SGT, SSGT, GYSGT, MSGT, MGYSGT

INITIAL TRAINING SETTING: MOJT

CONDITION: Given targets, range supplies, equipment, a course of fire, students with appropriate equipment, and range regulations.

STANDARD: Per the course of fire, in performance step sequence, in the time allotted by the training schedule, at the time scheduled.

PERFORMANCE STEPS:

1. Conduct preliminary range set-up.
2. Get personnel accountability.

3. Complete safety check.
4. Conduct range safety brief.
5. Brief range support personnel.
6. Conduct detailed brief to shooters.
7. Conduct live fire exercise.
8. Evaluate shooter and range personnel performance.
9. Perform end of range procedures.

REFERENCES :

1. ELR Entry Level Rifle Marksmanship
 2. MCO 3570.1B Range Safety (Jun 03)
 3. MCO 3574.2_ Marine Corps Combat Marksmanship Program
 4. MCRP 3-01A Rifle Marksmanship
 5. PMP Pistol Marksmanship Program
 6. SLR Sustainment Level Rifle Marksmanship
-

0932-RNGE-2003: Construct a small arms Surface Danger Zone (SDZ)

EVALUATION-CODED: NO **SUSTAINMENT INTERVAL:** 12 months

GRADES: SGT, SSGT, GYSGT, MSGT, MGYSGT

INITIAL TRAINING SETTING: MOJT

CONDITION: Given an SDZ requirement, appropriate references, maps, tools, equipment, and a suitable training area.

STANDARD: In performance step sequence, so that the SDZ is within the requirements of the weapons to be fired, and the MCO 3570.1_.

PERFORMANCE STEPS:

1. Review requirement/mission analysis.
2. Obtain appropriate references (maps, regulations, SOP's).
3. Obtain required drafting equipment.
4. Orient overlay sheet to map.
5. Determine firing positions and target impact area.
6. Measure and determine left and right lateral limits.
7. Determine and measure distance X on left and right lateral limits.
8. Determine and measure dispersion area.
9. Determine and measure ricochet area.
10. Determine and measure area A.
11. Draw arc for distance X.
12. Record legend information for SDZ.

REFERENCES :

1. FM 25-8 Training Ranges
 2. MCO 3570.1B Range Safety (Jun 03)
 3. MCO 5100.29A Marine Corps Safety Program (Jul 04)
-

0932-RNGE-2004: Design a small arms range

EVALUATION-CODED: NO

SUSTAINMENT INTERVAL: 12 months

GRADES: SGT, SSGT, GYSGT, MSGT, MGYSGT

INITIAL TRAINING SETTING: MOJT

CONDITION: Given an approved SDZ, range design requirement, appropriate references, maps, tools, equipment, environmental data, and a suitable training area.

STANDARD: In performance step sequence, in the time limits established by the commanding officer, and the requirements contained in MCO 3570.1_, FM 25-8, MCO 5100.29, and local regulations and requirements.

PERFORMANCE STEPS:

1. Establish a baseline to satisfy established training standards.
2. Generate MILCON requirements in conjunction with facility planners, using units, and training personnel.
3. Develop parallel planning efforts.
4. Coordinate a preliminary range and facility lay-out.
5. Resolve conflicts with Special Use Airspace.
6. Identify new weapons systems/munitions effects and changes to individual training standards.
7. Upgrade RTA facility layouts to include firing/target positions and surface danger zone overlays.
8. Serve as a point of contact for concept design, facilities planning, and environmental assets.

REFERENCES:

1. FM 25-8 Training Ranges
 2. MCO 3570.1B Range Safety (Jun 03)
 3. MCO 3600 Marine Corps Ground Range and Training Area Management
 4. MCO 5100.29A Marine Corps Safety Program (Jul 04)
-

0932-SAIT-2011: Develop a small arms training plan

EVALUATION-CODED: NO

SUSTAINMENT INTERVAL: 12 months

GRADES: SGT, SSGT, GYSGT, MSGT, MGYSGT

INITIAL TRAINING SETTING: MOJT

CONDITION: Given a marksmanship training requirement and commander's intent.

STANDARD: Achieving the unit's training objectives and identifying all logistical/support requirements, per the applicable references.

PERFORMANCE STEPS:

1. Conduct mission analysis.
2. Determine shooter proficiency.
3. Determine marksmanship training requirements.

4. Determine instructional requirements.
5. Develop training schedule.
6. Develop courses of fire.
7. Determine logistical requirements.
8. Develop battle exercise.

REFERENCES :

1. FMFM 0-8 Basic Marksmanship Manual
2. MCO 3570.1B Range Safety (Jun 03)
3. MCO 3574.2_ Marine Corps Combat Marksmanship Program
4. MCRP 3-01A Rifle Marksmanship

0932-SAIT-2012: Execute a small arms training plan

EVALUATION-CODED: NO **SUSTAINMENT INTERVAL:** 12 months

GRADES: SGT, SSGT, GYSGT, MSGT, MGYSGT

INITIAL TRAINING SETTING: MOJT

CONDITION: Given an approved small arms training plan, an appropriate range, logistical support, and students with equipment.

STANDARD: So that all training events are executed on time, in the time limits established by the commanding officer, within the resource restrictions, while achieving the commander's intent per the applicable references.

PERFORMANCE STEPS:

1. Review the approved small arms training plan.
2. Appoint a training team.
3. Conduct small arms training per the training plan.

REFERENCES :

1. FMFM 0-8 Basic Marksmanship Manual
2. MCO 3570.1B Range Safety (Jun 03)
3. MCO 3574.2_ Marine Corps Combat Marksmanship Program
4. MCRP 3-01A Rifle Marksmanship

0932-SAIT-2013: Conduct Small Arms Weapons Instructor Course (SAWIC)

EVALUATION-CODED: NO **SUSTAINMENT INTERVAL:** 12 months

GRADES: SGT, SSGT, GYSGT, MSGT, MGYSGT

INITIAL TRAINING SETTING: MOJT

CONDITION: Given students and equipment, an approved POI, lesson plans, and student materials.

STANDARD: So that all the events in the training schedule are executed on time in the time allotted within the resources allotted.

PERFORMANCE STEPS:

1. Execute SAWIC curriculum per POI to 0932 candidates.
2. Assign 0932 MOS to graduates.

REFERENCES:

1. CDD Course Descriptive Data
 2. MCSATG Marine Corps Systems Approach to Training Guide
 3. POI Program of Instruction
-

0932-SAIT-2014: Conduct Small Arms Weapons Instructors Course (SAWIC) Course Content Review Board (CCRB)

EVALUATION-CODED: NO

SUSTAINMENT INTERVAL: 12 months

GRADES: SGT, SSGT, GYSGT, MSGT, MGYSGT

INITIAL TRAINING SETTING: MOJT

CONDITION: Given an approved POI, lesson plans, and student materials.

STANDARD: At least annually and in accordance with Systems Approach to Training (SAT) manual.

PERFORMANCE STEPS:

1. Conduct annual/as needed CCRBs.
2. Revise curriculum per CCRB.
3. Submit revised POI to GTB (C464) for approval.
4. Maintain instructor proficiency through sustainment training.

REFERENCES:

1. CDD Course Descriptive Data
 2. Systems Approach to Training Guide
 3. POI Program of Instruction
-

0932-TRNG-2021: Instruct weapons handling procedures for the service rifle

EVALUATION-CODED: NO

SUSTAINMENT INTERVAL: 12 months

GRADES: SGT, SSGT, GYSGT, MSGT, MGYSGT

INITIAL TRAINING SETTING: MOJT

CONDITION: Given students with service rifle and equipment, MCO 3570.1, MCO 3574.2, MCRP 03-1A, and applicable technical manuals.

STANDARD: Addressing all teaching points, performance steps and procedures and so all students display mastery.

GRADES: SGT, SSGT, GYSGT, MSGT, MGYSGT

INITIAL TRAINING SETTING: MOJT

CONDITION: Given students with service rifles and equipment, MCO 3574.2, MCRP 03-1A, and applicable technical manuals.

STANDARD: Addressing all teaching points, performance steps and procedures and so all students achieve BZO on their individual weapons.

PERFORMANCE STEPS:

1. Determine proficiency level of students.
2. Conduct grouping and zeroing training using appropriate weapons instructional technique.
3. Instruct fundamentals of marksmanship.
4. Instruct sight manipulation.
5. Instruct zeroing process.
6. Instruct field-expedient battle sight zeroing.
7. Conduct a grouping and zeroing live-fire exercise.

REFERENCES:

1. MCO 3570.1B Range Safety (Jun 03)
 2. MCO 3574.2 Marine Corps Combat Marksmanship Program
 3. MCRP 3-01A Rifle Marksmanship
-

0932-TRNG-2024: Instruct qualification firing for the service rifle

EVALUATION-CODED: NO **SUSTAINMENT INTERVAL:** 12 months

GRADES: SGT, SSGT, GYSGT, MSGT, MGYSGT

INITIAL TRAINING SETTING: MOJT

CONDITION: Given students with service rifles and equipment, MCO 3574.2, MCRP 03-1A, and applicable technical manuals.

STANDARD: Addressing all teaching points, performance steps and procedures and so all students display mastery.

PERFORMANCE STEPS:

1. Determine proficiency level of students.
2. Conduct qualification training using appropriate weapons instructional technique.
3. Instruct course of fire.
4. Instruct data book.
5. Instruct scoring.
6. Instruct range System of Work/operation.
7. Conduct a live-fire qualification.

REFERENCES:

1. MCO 3570.1B Range Safety (Jun 03)
 2. MCO 3574.2 Marine Corps Combat Marksmanship Program
 3. MCRP 3-01A Rifle Marksmanship
-

0932-TRNG-2025: Instruct field firing techniques for the service rifle

EVALUATION-CODED: NO

SUSTAINMENT INTERVAL: 12 months

GRADES: SGT, SSGT, GYSGT, MSGT, MGYSGT

INITIAL TRAINING SETTING: MOJT

CONDITION: Given students with service rifles and equipment, MCO 3574.2, MCRP 03-1A, and applicable technical manuals.

STANDARD: Addressing all teaching points, performance steps and procedures and so all students display mastery.

PERFORMANCE STEPS:

1. Determine proficiency level of students.
2. Conduct techniques of field firing training using appropriate weapons instructional technique.
3. Instruct limited exposure.
4. Instruct compressing fundamentals.
5. Instruct multiple target engagement.
6. Instruct prioritizing targets.
7. Instruct engagement techniques.
8. Instruct moving target engagement.
9. Instruct leads, ambush, tracking techniques.
10. Instruct offset aiming.
11. Instruct scanning techniques.
12. Instruct low light target engagement.
13. Instruct effect of light on the eye.
14. Instruct engaging target under darkness.
15. Instruct effects of illumination.
16. Instruct engage targets at unknown distance.
17. Instruct target detection techniques.
18. Instruct range estimation techniques.
19. Instruct covered and concealed positions.
20. Instruct engage targets while wearing field protective mask.
21. Instruct techniques of fire with field protective mask.
22. Instruct engage targets with night vision devices.
23. Instruct engage targets with optical devices.
24. Instruct engage targets with passive designators.
25. Conduct a field firing live-fire exercise.

REFERENCES:

1. MCO 3570.1B Range Safety (Jun 03)
2. MCO 3574.2 Marine Corps Combat Marksmanship Program
3. MCRP 3-01A Rifle Marksmanship

0932-TRNG-2026: Instruct weapons handling procedures for the service pistol

EVALUATION-CODED: NO

SUSTAINMENT INTERVAL: 12 months

GRADES: SGT, SSGT, GYSGT, MSGT, MGYSGT

INITIAL TRAINING SETTING: MOJT

CONDITION: Given students with service rifles and equipment, MCO 3574.2, MCRP 03-1A, and applicable technical manuals.

STANDARD: Addressing all teaching points, performance steps and procedures and so all students display mastery.

PERFORMANCE STEPS:

1. Determine proficiency level of students.
2. Conduct weapons handling training using appropriate weapons instructional technique (BWI, Practice period, Training Test, etc).
3. Instruct the four safety rules.
4. Instruct weapon condition codes.
5. Instruct load, make ready, unload, unload and show-clear.
6. Instruct immediate action.
7. Instruct remedial action.
8. Instruct presentations, carries and transports and field-firing positions.
9. Instruct reloading procedure.

REFERENCES:

1. MCO 3570.1B Range Safety (Jun 03)
2. MCO 3574.2 Marine Corps Combat Marksmanship Program
3. MCRP 3-01A Rifle Marksmanship

0932-TRNG-2027: Instruct preventive maintenance procedures for the service pistol

EVALUATION-CODED: NO

SUSTAINMENT INTERVAL: 12 months

GRADES: SGT, SSGT, GYSGT, MSGT, MGYSGT

INITIAL TRAINING SETTING: MOJT

CONDITION: Given students with service pistols and equipment, MCO 3570.1, MCO 3574.2, MCRP 03-1B, and applicable technical manuals.

STANDARD: Addressing all teaching points, performance steps and procedures and so all students display mastery.

PERFORMANCE STEPS:

1. Determine proficiency level of students.
2. Conduct preventive maintenance training using appropriate weapons instruction techniques.
3. Instruct characteristics, nomenclature and capability.
4. Instruct detailed disassembly.
5. Instruct care and cleaning.
6. Instruct climate effects.
7. Instruct assembly.
8. Instruct function check.

REFERENCES:

1. MCO 3570.1B Range Safety (Jun 03)

2. MCO 3574.2 Marine Corps Combat Marksmanship Program
3. MCRP 3-01A Rifle Marksmanship

0932-TRNG-2028: Instruct grouping for the service pistol

EVALUATION-CODED: NO **SUSTAINMENT INTERVAL:** 12 months

GRADES: SGT, SSGT, GYSGT, MSGT, MGYSGT

INITIAL TRAINING SETTING: MOJT

CONDITION: Given students with service pistols and equipment, MCO 3570.1, MCO 3574.2, MCRP 03-1B, and applicable technical manuals.

STANDARD: Addressing all teaching points, performance steps and procedures and so all students display mastery.

PERFORMANCE STEPS:

1. Determine proficiency level of students.
2. Conduct grouping and zeroing training using appropriate weapons instructional technique.
3. Instruct fundamentals of marksmanship.
4. Instruct sight manipulation.
5. Instruct zeroing process.
6. Instruct field-expedient battle sight zeroing.
7. Instruct conduct a grouping and zeroing live-fire exercise.

REFERENCES:

1. MCO 3570.1B Range Safety (Jun 03)
2. MCO 3574.2 Marine Corps Combat Marksmanship Program
3. MCRP 3-01A Rifle Marksmanship

0932-TRNG-2029: Instruct qualification firing for the service pistol

EVALUATION-CODED: NO **SUSTAINMENT INTERVAL:** 12 months

GRADES: SGT, SSGT, GYSGT, MSGT, MGYSGT

INITIAL TRAINING SETTING: MOJT

CONDITION: Given students with service pistols and equipment, MCO 3570.1, MCO 3574.2, MCRP 03-1B, and applicable technical manuals.

STANDARD: Addressing all teaching points, performance steps and procedures and so all students display mastery.

PERFORMANCE STEPS:

1. Determine proficiency level of students.
2. Conduct qualification training using appropriate weapons instructional technique.
3. Instruct course of fire.

4. Instruct scoring.
5. Instruct range system of work/operation.
6. Instruct conduct a live-fire qualification exercise.

REFERENCES:

1. MCO 3570.1B Range Safety (Jun 03)
 2. MCO 3574.2 Marine Corps Combat Marksmanship Program
 3. MCRP 3-01A Rifle Marksmanship
-

0932-TRNG-2030: Instruct field firing techniques for the service pistol

EVALUATION-CODED: NO **SUSTAINMENT INTERVAL:** 12 months

GRADES: SGT, SSGT, GYSGT, MSGT, MGYSGT

INITIAL TRAINING SETTING: MOJT

CONDITION: Given students with service pistols and equipment, MCO 3570.1, MCO 3574.2, MCRP 03-1B, and applicable technical manuals.

STANDARD: Addressing all teaching points, performance steps and procedures and so all students display mastery.

PERFORMANCE STEPS:

1. Determine proficiency level of students.
2. Conduct techniques of field firing training using appropriate weapons instructional technique (BWI, Practice Period, or Training Test).
3. Instruct limited exposure.
4. Instruct compressing fundamentals.
5. Instruct rapid aimed firing techniques.
6. Instruct multiple target engagement.
7. Instruct prioritizing targets.
8. Instruct engagement techniques.
9. Instruct moving target engagements.
10. Instruct engage targets while moving.
11. Instruct leads, ambush and tracking techniques.
12. Instruct offset aiming.
13. Instruct scanning techniques.
14. Instruct low light target engagement.
15. Instruct effect of light on the eye.
16. Instruct engaging targets under darkness.

REFERENCES:

1. MCO 3570.1B Range Safety (Jun 03)
 2. MCO 3574.2 Marine Corps Combat Marksmanship Program
 3. MCRP 3-01A Rifle Marksmanship
-

0932-TRNG-2031: Instruct weapons handling procedures for the service shotgun

EVALUATION-CODED: NO **SUSTAINMENT INTERVAL:** 12 months

GRADES: SGT, SSGT, GYSGT, MSGT, MGYSGT

INITIAL TRAINING SETTING: MOJT

CONDITION: Given students with service shotguns and equipment, MCO 3570.1 and applicable manuals.

STANDARD: Addressing all teaching points, performance steps and procedures and so all students display mastery.

PERFORMANCE STEPS:

1. Determine proficiency level of students.
2. Conduct weapons handling training using appropriate weapons instructional technique (BWI, Practice Period, or Training Test) for the four safety rules.
3. Conduct weapons handling training using appropriate weapons instructional technique (BWI, Practice Period, or Training Test) for the weapons condition codes.
4. Conduct weapons handling training using appropriate weapons instructional technique (BWI, Practice Period, or Training Test) for load, make ready, unload, and unload/show clear.
5. Conduct weapons handling training using appropriate weapons instructional technique (BWI, Practice Period, or Training Test) for fill magazine tube, and identify ammo types.
6. Conduct weapons handling training using appropriate weapons instructional technique (BWI, Practice Period, or Training Test) for immediate action.
7. Conduct weapons handling training using appropriate weapons instructional technique (BWI, Practice Period, or Training Test) for remedial action.
8. Conduct weapons handling training using appropriate weapons instructional technique (BWI, Practice Period, or Training Test) for presentations, carries/ transports, and field firing positions.
9. Conduct weapons handling training using appropriate weapons instructional technique (BWI, Practice Period, or Training Test) for select shell drills.
10. Conduct weapons handling training using appropriate weapons instructional technique (BWI, Practice Period, or Training Test) for reloading procedures.

REFERENCES:

1. MCO 3570.1B Range Safety (Jun 03)

0932-TRNG-2032: Instruct preventative maintenance procedures for the service shotgun

EVALUATION-CODED: NO

SUSTAINMENT INTERVAL: 12 months

GRADES: SGT, SSGT, GYSGT, MSGT, MGYSGT

INITIAL TRAINING SETTING: MOJT

CONDITION: Given students with service shotguns and equipment, MCO 3570.1_ and applicable technical manuals.

STANDARD: Addressing all teaching points, performance steps and procedures so that all students display mastery.

PERFORMANCE STEPS:

1. Determine proficiency level of students.
2. Conduct preventative maintenance training using appropriate weapons instructional techniques on characteristics, nomenclature and capability.
3. Conduct preventative maintenance training using appropriate weapons instructional techniques on detailed disassembly.
4. Conduct preventative maintenance training using appropriate weapons instructional techniques on care and cleaning.
5. Conduct preventative maintenance training using appropriate weapons instructional techniques on climate effects.
6. Conduct preventative maintenance training using appropriate weapons instructional techniques on assembly.
7. Conduct preventative maintenance training using appropriate weapons instructional techniques on function check.

REFERENCES:

1. MCO 3570.1B Range Safety (Jun 03)
-

0932-TRNG-2033: Instruct grouping and patterning for the service shotgun

EVALUATION-CODED: NO

SUSTAINMENT INTERVAL: 12 months

GRADES: SGT, SSGT, GYSGT, MSGT, MGYSGT

INITIAL TRAINING SETTING: MOJT

CONDITION: Given students with service shotguns and equipment, MCO 3570.1_ and applicable technical manuals.

STANDARD: Addressing all teaching points, performance steps and procedures so that all students display mastery.

PERFORMANCE STEPS:

1. Determine proficiency level of students.
2. Conduct grouping and patterning training using appropriate weapons instructional technique for fundamentals of marksmanship.
3. Conduct grouping and patterning training using appropriate weapons instructional technique for sight manipulation.
4. Conduct grouping and patterning training using appropriate weapons instructional technique for patterning process.
5. Conduct grouping and patterning training using appropriate weapons instructional technique for field-expedient battle sight zeroing.
6. Conduct a grouping and patterning live-fire exercise.

REFERENCES:

1. MCO 3570.1B Range Safety (Jun 03)
-

0932-TRNG-2034: Instruct qualification firing for the service shotgun

EVALUATION-CODED: NO **SUSTAINMENT INTERVAL:** 12 months

GRADES: SGT, SSGT, GYSGT, MSGT, MGYSGT

INITIAL TRAINING SETTING: MOJT

CONDITION: Given students with service shotguns and equipment, MCO 3570.1_ and applicable technical manuals.

STANDARD: Addressing all teaching points, performance steps and procedures so that all students display mastery.

PERFORMANCE STEPS:

1. Determine proficiency level of students.
2. Conduct qualification training using appropriate weapons instructional technique for course of fire.
3. Conduct qualification training using appropriate weapons instructional technique for scoring.
4. Conduct qualification training using appropriate weapons instructional technique for range system of work/operation.
5. Conduct a live-fire qualification exercise.

REFERENCES:

1. MCO 3570.1B Range Safety (Jun 03)
-

0932-TRNG-2035: Instruct field firing techniques for service shotgun

EVALUATION-CODED: NO **SUSTAINMENT INTERVAL:** 12 months

GRADES: SGT, SSGT, GYSGT, MSGT, MGYSGT

INITIAL TRAINING SETTING: MOJT

CONDITION: Given students with service shotguns and equipment, MCO 3570.1_ and applicable technical manuals.

STANDARD: Addressing all teaching points, performance steps and procedures so that all students display mastery.

PERFORMANCE STEPS:

1. Determine proficiency level of students.
2. Conduct techniques of field firing training using appropriate weapons instructional technique (BWI, practice period, or training test) for limited exposure.
3. Conduct techniques of field firing training using appropriate weapons instructional technique (BWI, practice period, or training test) for compressing fundamentals.
4. Conduct techniques of field firing training using appropriate weapons instructional technique (BWI, practice period, or training test) for rapid aimed firing techniques.

5. Conduct techniques of field firing training using appropriate weapons instructional technique (BWI, practice period, or training test) for multiple target engagement.
6. Conduct techniques of field firing training using appropriate weapons instructional technique (BWI, practice period, or training test) for prioritizing targets.
7. Conduct techniques of field firing training using appropriate weapons instructional technique (BWI, practice period, or training test) for engagement techniques.
8. Conduct techniques of field firing training using appropriate weapons instructional technique (BWI, practice period, or training test) for moving target engagement.
9. Conduct techniques of field firing training using appropriate weapons instructional technique (BWI, practice period, or training test) for engage target while moving.
10. Conduct techniques of field firing training using appropriate weapons instructional technique (BWI, practice period, or training test) for leads, ambush, and tracking techniques.
11. Conduct techniques of field firing training using appropriate weapons instructional technique (BWI, practice period, or training test) for offset aiming.
12. Conduct techniques of field firing training using appropriate weapons instructional technique (BWI, practice period, or training test) for scanning techniques.
13. Conduct techniques of field firing training using appropriate weapons instructional technique (BWI, practice period, or training test) for low light target engagement.
14. Conduct techniques of field firing training using appropriate weapons instructional technique (BWI, practice period, or training test) for effect of light on the eye.
15. Conduct techniques of field firing training using appropriate weapons instructional technique (BWI, practice period, or training test) for engaging targets under darkness.
16. Conduct techniques of field firing training using appropriate weapons instructional technique (BWI, practice period, or training test) for effects of illumination.
17. Conduct techniques of field firing training using appropriate weapons instructional technique (BWI, practice period, or training test) for engage targets at unknown distances.
18. Conduct techniques of field firing training using appropriate weapons instructional technique (BWI, practice period, or training test) for target detection techniques.
19. Conduct techniques of field firing training using appropriate weapons instructional technique (BWI, practice period, or training test) for range estimation techniques.
20. Conduct techniques of field firing training using appropriate weapons instructional technique (BWI, practice period, or training test) for covered and concealed techniques.
21. Conduct techniques of field firing training using appropriate weapons instructional technique (BWI, practice period, or training test) for engage targets while wearing field protective mask.
22. Conduct techniques of field firing training using appropriate weapons instructional technique (BWI, practice period, or training test) for techniques of fire with field protective mask.

23. Conduct techniques of field firing training using appropriate weapons instructional technique (BWI, practice period, or training test) for engage targets with night vision devices.
24. Conduct a field firing live-fire exercise.

REFERENCES:

1. MCO 3570.1B Range Safety (Jun 03)
-

0932-TRNG-2036: Instruct weapons handling procedures for the M249

EVALUATION-CODED: NO

SUSTAINMENT INTERVAL: 12 months

GRADES: SGT, SSGT, GYSGT, MSGT, MGYSGT

INITIAL TRAINING SETTING: MOJT

CONDITION: Given students with machine guns and equipment, MCO 3570.1_, MCWP 3-15.1, and applicable manuals.

STANDARD: Addressing all teaching points, performance steps and procedures so that all students display mastery.

PERFORMANCE STEPS:

1. Determine proficiency level of students.
2. Conduct weapons handling training using appropriate weapons instructional technique (BWI, practice period, or training test) for the four safety rules.
3. Conduct weapons handling training using appropriate weapons instructional technique (BWI, practice period, or training test) for the weapon condition codes.
4. Conduct weapons handling training using appropriate weapons instructional technique (BWI, practice period, or training test) for load, make ready, unload, and unload/show clear.
5. Conduct weapons handling training using appropriate weapons instructional technique (BWI, practice period, or training test) for identify ammo types.
6. Conduct weapons handling training using appropriate weapons instructional technique (BWI, practice period, or training test) for immediate action.
7. Conduct weapons handling training using appropriate weapons instructional technique (BWI, practice period, or training test) for remedial action.
8. Conduct weapons handling training using appropriate weapons instructional technique (BWI, practice period, or training test) for barrel change procedures.
9. Conduct weapons handling training using appropriate weapons instructional technique (BWI, practice period, or training test) for headspace and timing.
10. Conduct weapons handling training using appropriate weapons instructional technique (BWI, practice period, or training test) for field firing and assault firing positions.
11. Conduct weapons handling training using appropriate weapons instructional technique (BWI, practice period, or training test) for reloading procedures.

STANDARD: Addressing all teaching points, performance steps and procedures so that all students display mastery.

PERFORMANCE STEPS:

1. Determine proficiency level of students.
2. Conduct grouping and zeroing training using appropriate weapons instructional technique for fundamentals of marksmanship.
3. Conduct grouping and zeroing training using appropriate weapons instructional technique for sight manipulation.
4. Conduct grouping and zeroing training using appropriate weapons instructional technique for traversing and elevation adjustments.
5. Conduct grouping and zeroing training using appropriate weapons instructional technique for zeroing process.
6. Conduct grouping and zeroing training using appropriate weapons instructional technique for field expedient battle sight zeroing.
7. Conduct a grouping and zeroing live fire exercise.

REFERENCES:

1. MCO 3570.1B Range Safety (Jun 03)
 2. MCWP 3-15.1 Machineguns and Machinegun Gunnery
-

0932-TRNG-2039: Instruct qualification firing for the M249

EVALUATION-CODED: NO

SUSTAINMENT INTERVAL: 12 months

GRADES: SGT, SSGT, GYSGT, MSGT, MGYSGT

INITIAL TRAINING SETTING: MOJT

CONDITION: Given students with machine guns and equipment, MCO 3570.1_, MCWP 3-15.1, and applicable manuals.

STANDARD: Addressing all teaching points, performance steps and procedures so that all students display mastery.

PERFORMANCE STEPS:

1. Determine proficiency level of students.
2. Conduct qualification training using the appropriate weapons instructional technique for course of fire.
3. Conduct qualification training using the appropriate weapons instructional technique for scoring.
4. Conduct qualification training using the appropriate weapons instructional technique for range system of works.
5. Conduct a live fire qualification exercise.

REFERENCES:

1. MCO 3570.1B Range Safety (Jun 03)
 2. MCWP 3-15.1 Machineguns and Machinegun Gunnery
-

0932-TRNG-2040: Instruct field firing techniques for the M249

EVALUATION-CODED: NO

SUSTAINMENT INTERVAL: 12 months

GRADES: SGT, SSGT, GYSGT, MSGT, MGYSGT

INITIAL TRAINING SETTING: MOJT

CONDITION: Given students with machine guns and equipment, MCO 3570.1_, MCWP 3-15.1, and applicable manuals.

STANDARD: Addressing all teaching points, performance steps and procedures so that all students display mastery.

PERFORMANCE STEPS:

1. Determine proficiency level of students.
2. Conduct techniques of field firing training using appropriate weapons instructional technique (BWI, practice period, or training test) for limited exposure.
3. Conduct techniques of field firing training using appropriate weapons instructional technique (BWI, practice period, or training test) for compressing fundamentals.
4. Conduct techniques of field firing training using appropriate weapons instructional technique (BWI, practice period, or training test) for multiple target engagements.
5. Conduct techniques of field firing training using appropriate weapons instructional technique (BWI, practice period, or training test) for prioritizing targets.
6. Conduct techniques of field firing training using appropriate weapons instructional technique (BWI, practice period, or training test) for engagement techniques/classes of fire.
7. Conduct techniques of field firing training using appropriate weapons instructional technique (BWI, practice period, or training test) for moving target engagement.
8. Conduct techniques of field firing training using appropriate weapons instructional technique (BWI, practice period, or training test) for leads, ambush, and tracking techniques.
9. Conduct techniques of field firing training using appropriate weapons instructional technique (BWI, practice period, or training test) for offset aiming.
10. Conduct techniques of field firing training using appropriate weapons instructional technique (BWI, practice period, or training test) for scanning techniques.
11. Conduct techniques of field firing training using appropriate weapons instructional technique (BWI, practice period, or training test) for low light target engagement.
12. Conduct techniques of field firing training using appropriate weapons instructional technique (BWI, practice period, or training test) for effect of light on the eye.
13. Conduct techniques of field firing training using appropriate weapons instructional technique (BWI, practice period, or training test) for engaging targets under darkness.
14. Conduct techniques of field firing training using appropriate weapons instructional technique (BWI, practice period, or training test) for effects of illumination.

15. Conduct techniques of field firing training using appropriate weapons instructional technique (BWI, practice period, or training test) for engage targets at unknown distances.
16. Conduct techniques of field firing training using appropriate weapons instructional technique (BWI, practice period, or training test) for target detection techniques.
17. Conduct techniques of field firing training using appropriate weapons instructional technique (BWI, practice period, or training test) for range estimation techniques.
18. Conduct techniques of field firing training using appropriate weapons instructional technique (BWI, practice period, or training test) for covered and concealed positions.
19. Conduct techniques of field firing training using appropriate weapons instructional technique (BWI, practice period, or training test) for engage targets while wearing the field protective mask.
20. Conduct techniques of field firing training using appropriate weapons instructional technique (BWI, practice period, or training test) for techniques of fire with the field protective mask.
21. Conduct techniques of field firing training using appropriate weapons instructional technique (BWI, practice period, or training test) for engage targets with night vision devices.
22. Conduct techniques of field firing training using appropriate weapons instructional technique (BWI, practice period, or training test) for engage targets with optical devices.
23. Conduct techniques of field firing training using appropriate weapons instructional technique (BWI, practice period, or training test) for engage targets with passive designators.
24. Conduct a field firing live fire exercise.

REFERENCES:

1. MCO 3570.1B Range Safety (Jun 03)
2. MCWP 3-15.1 Machineguns and Machinegun Gunnery

0932-TRNG-2041: Instruct weapons handling procedures for the grenade launcher

EVALUATION-CODED: NO

SUSTAINMENT INTERVAL: 12 months

GRADES: SGT, SSGT, GYSGT, MSGT, MGYSGT

INITIAL TRAINING SETTING: MOJT

CONDITION: Given students with grenade launchers and equipment, MCO 3570.1_, FM 23-31, and applicable technical manuals.

STANDARD: Addressing all teaching points, performance steps and procedures so that all students display mastery.

PERFORMANCE STEPS:

1. Determine proficiency level of students.
2. Conduct weapons handling training using appropriate weapons instructional technique (BWI, practice period, or training test) for the four safety rules.
3. Conduct weapons handling training using appropriate weapons instructional

- technique (BWI, practice period, or training test) for weapon condition codes.
4. Conduct weapons handling training using appropriate weapons instructional technique (BWI, practice period, or training test) for load, make ready, unload, and unload/show clear.
 5. Conduct weapons handling training using appropriate weapons instructional technique (BWI, practice period, or training test) for identify ammo types.
 6. Conduct weapons handling training using appropriate weapons instructional technique (BWI, practice period, or training test) for immediate action.
 7. Conduct weapons handling training using appropriate weapons instructional technique (BWI, practice period, or training test) for remedial action.
 8. Conduct weapons handling training using appropriate weapons instructional technique (BWI, practice period, or training test) for presentations, carries/ transports, and field firing positions.
 9. Conduct weapons handling training using appropriate weapons instructional technique (BWI, practice period, or training test) for reloading procedures.
 10. Conduct weapons handling training using appropriate weapons instructional technique (BWI, practice period, or training test) for misfire/hand fire procedures.

REFERENCES:

1. FM 23-31 US Army 40-MM Grenade Launcher, M203 (20 Sep 94)
2. MCO 3570.1B Range Safety (Jun 03)

0932-TRNG-2042: Instruct preventative maintenance procedures for the grenade launcher

EVALUATION-CODED: NO

SUSTAINMENT INTERVAL: 12 months

GRADES: SGT, SSGT, GYSGT, MSGT, MGYSGT

INITIAL TRAINING SETTING: MOJT

CONDITION: Given students with grenade launchers and equipment, MCO 3570.1_, FM 23-31, and applicable technical manuals.

STANDARD: Addressing all teaching points, performance steps and procedures so that all students display mastery.

PERFORMANCE STEPS:

1. Determine proficiency level of students.
2. Conduct preventative maintenance training using appropriate weapons instructional technique for characteristics, nomenclature, capability, and classes of fire.
3. Conduct preventative maintenance training using appropriate weapons instructional technique for detailed disassembly.
4. Conduct preventative maintenance training using appropriate weapons instructional technique for care and cleaning.
5. Conduct preventative maintenance training using appropriate weapons instructional technique for climate effects.

STANDARD: Addressing all teaching points, performance steps and procedures so that all students display mastery.

PERFORMANCE STEPS:

1. Determine proficiency level of students.
2. Conduct qualification training using appropriate weapons instructional technique for course of fire.
3. Conduct qualification training using appropriate weapons instructional technique for scoring.
4. Conduct qualification training using appropriate weapons instructional technique for range systems of work.
5. Conduct a live fire qualification exercise.

REFERENCES:

1. FM 23-31 US Army 40-MM Grenade Launcher, M203 (20 Sep 94)
 2. MCO 3570.1B Range Safety (Jun 03)
-

0932-TRNG-2045: Instruct field firing techniques for the grenade launcher

EVALUATION-CODED: NO

SUSTAINMENT INTERVAL: 12 months

GRADES: SGT, SSGT, GYSGT, MSGT, MGYSGT

INITIAL TRAINING SETTING: MOJT

CONDITION: Given students with grenade launchers and equipment, MCO 3570.1_, FM 23-31, and applicable technical manuals.

STANDARD: Addressing all teaching points, performance steps and procedures so that all students display mastery.

PERFORMANCE STEPS:

1. Determine proficiency level of students.
2. Conduct techniques of field firing training using appropriate weapons instructional technique for limited exposure.
3. Conduct techniques of field firing training using appropriate weapons instructional technique for compressing fundamentals.
4. Conduct techniques of field firing training using appropriate weapons instructional technique for multiple target engagement.
5. Conduct techniques of field firing training using appropriate weapons instructional technique for prioritizing targets.
6. Conduct techniques of field firing training using appropriate weapons instructional technique for engagement techniques/classes of fire.
7. Conduct techniques of field firing training using appropriate weapons instructional technique for moving target engagement.
8. Conduct techniques of field firing training using appropriate weapons instructional technique for leads, ambush, and tracking techniques.
9. Conduct techniques of field firing training using appropriate weapons instructional technique for scanning techniques.
10. Conduct techniques of field firing training using appropriate weapons instructional technique for low light target engagement.
11. Conduct techniques of field firing training using appropriate weapons instructional technique for effect of light on the eye.

12. Conduct techniques of field firing training using appropriate weapons instructional technique for engaging targets under darkness.
13. Conduct techniques of field firing training using appropriate weapons instructional technique for effect of illumination.
14. Conduct techniques of field firing training using appropriate weapons instructional technique for engage targets at unknown distances.
15. Conduct techniques of field firing training using appropriate weapons instructional technique for target detection techniques.
16. Conduct techniques of field firing training using appropriate weapons instructional technique for range estimation techniques.
17. Conduct techniques of field firing training using appropriate weapons instructional technique for covered and concealed positions.
18. Conduct techniques of field firing training using appropriate weapons instructional technique for engage targets while wearing the field protective mask.
19. Conduct techniques of field firing training using appropriate weapons instructional technique for techniques of fire with the field protective mask.
20. Conduct techniques of field firing training using appropriate weapons instructional technique for engage targets with night vision devices.
21. Conduct techniques of field firing training using appropriate weapons instructional technique for engage targets with optical devices.
22. Conduct techniques of field firing training using appropriate weapons instructional technique for engage targets with passive designators.
23. Conduct techniques of field firing training using appropriate weapons instructional technique for effects of illumination.
24. Conduct a live fire field firing exercise.

REFERENCES :

1. FM 23-31 US Army 40-MM Grenade Launcher, M203 (20 Sep 94)
2. MCO 3570.1B Range Safety (Jun 03)

0932-TRNG-2046: Conduct marksmanship training utilizing a simulator

EVALUATION-CODED: NO

SUSTAINMENT INTERVAL: 12 months

GRADES: SGT, SSGT, GYSGT, MSGT, MGYSGT

INITIAL TRAINING SETTING: MOJT

CONDITION: Given students with appropriate equipment, a marksmanship simulator, and applicable technical manuals.

STANDARD: Addressing all teaching points, performance steps and procedures so that all students display mastery.

PERFORMANCE STEPS:

1. Instruction on system.
2. Instruct system set-up.
3. Instruct system trouble-shooting.
4. Instruct system operation.
5. Instruct system shut-down.

REFERENCES :

1. ISMT Indoor Simulated Marksmanship Trainer Operator's OJT Handbook
-

0932-TRNG-2047: Instruct weapons handling procedures for specialized weapons

EVALUATION-CODED: NO **SUSTAINMENT INTERVAL:** 12 months

GRADES: SGT, SSGT, GYSGT, MSGT, MGYSGT

INITIAL TRAINING SETTING: MOJT

CONDITION: Given students with specialized weapons and equipment, MCO 3570.1_, MCRP 03-1A, applicable technical manuals, and available weapons resource material.

STANDARD: Addressing all teaching points, performance steps and procedures so that all students display mastery.

PERFORMANCE STEPS:

1. Conduct all source research on specific weapon.
2. Determine proficiency level of students.
3. Conduct weapons handling training using appropriate weapons instructional technique (BWI, practice period, or training test) for the four safety rules.
4. Conduct weapons handling training using appropriate weapons instructional technique (BWI, practice period, or training test) for weapon condition codes.
5. Conduct weapons handling training using appropriate weapons instructional technique (BWI, practice period, or training test) for load, make ready, unload, and unload/show clear.
6. Conduct weapons handling training using appropriate weapons instructional technique (BWI, practice period, or training test) for fill magazines, and identify ammo types.
7. Conduct weapons handling training using appropriate weapons instructional technique (BWI, practice period, or training test) for remedial action.
8. Conduct weapons handling training using appropriate weapons instructional technique (BWI, practice period, or training test) for presentations, carries/ transports, and field firing positions.
9. Conduct weapons handling training using appropriate weapons instructional technique (BWI, practice period, or training test) for reloading procedure.

REFERENCES :

1. MCO 3570.1B Range Safety (Jun 03)
 2. MCRP 3-01A Rifle Marksmanship
-

0932-TRNG-2048: Instruct preventative maintenance procedures for specialized weapons

EVALUATION-CODED: NO **SUSTAINMENT INTERVAL:** 12 months

GRADES: SGT, SSGT, GYSGT, MSGT, MGYSGT

INITIAL TRAINING SETTING: MOJT

CONDITION: Given students with specialized weapons and equipment, MCO 3570.1_, MCRP 03-1A, applicable technical manuals, and available weapons resource material.

STANDARD: Addressing all teaching points, performance steps and procedures so that all students display mastery.

PERFORMANCE STEPS:

1. Conduct all source research on specific weapon.
2. Determine proficiency level of students.
3. Conduct preventative maintenance training using appropriate weapons instructional technique for characteristics, nomenclature, and capability.
4. Conduct preventative maintenance training using appropriate weapons instructional technique for detailed disassembly.
5. Conduct preventative maintenance training using appropriate weapons instructional technique for care and cleaning.
6. Conduct preventative maintenance training using appropriate weapons instructional technique for climate effects.
7. Conduct preventative maintenance training using appropriate weapons instructional technique for assembly.
8. Conduct preventative maintenance training using appropriate weapons instructional technique for function check.

REFERENCES:

1. MCO 3570.1B Range Safety (Jun 03)
 2. MCRP 3-01A Rifle Marksmanship
-

0932-TRNG-2049: Instruct grouping and zeroing for specialized weapons

EVALUATION-CODED: NO

SUSTAINMENT INTERVAL: 12 months

GRADES: SGT, SSGT, GYSGT, MSGT, MGYSGT

INITIAL TRAINING SETTING: MOJT

CONDITION: Given students with specialized weapons and equipment, MCO 3570.1_, MCRP 03-1A, applicable technical manuals, and available weapons resource material.

STANDARD: Addressing all teaching points, performance steps and procedures so that all students display mastery.

PERFORMANCE STEPS:

1. Conduct all source research on specific weapon.
2. Determine proficiency level of students.
3. Conduct grouping and zeroing training using appropriate weapons instructional technique for fundamentals of marksmanship.
4. Conduct grouping and zeroing training using appropriate weapons instructional technique for sight manipulation.

5. Conduct grouping and zeroing training using appropriate weapons instructional technique for zeroing process.
6. Conduct grouping and zeroing training using appropriate weapons instructional technique for field expedient battle sight zeroing.
7. Conduct a grouping and zeroing live fire exercise.

REFERENCES:

1. MCO 3570.1B Range Safety (Jun 03)
2. MCRP 3-01A Rifle Marksmanship

0932-TRNG-2050: Instruct field firing techniques for specialized weapons

EVALUATION-CODED: NO

SUSTAINMENT INTERVAL: 12 months

GRADES: SGT, SSGT, GYSGT, MSGT, MGYSGT

INITIAL TRAINING SETTING: MOJT

CONDITION: Given students with specialized weapons and equipment, MCO 3570.1_, MCRP 03-1A, applicable technical manuals, and available weapons resource material.

STANDARD: Addressing all teaching points, performance steps and procedures so that all students display mastery.

PERFORMANCE STEPS:

1. Conduct all source research on specific weapon.
2. Determine proficiency level of students.
3. Conduct techniques of field firing training using appropriate weapons instructional technique for limited exposure.
4. Conduct techniques of field firing training using appropriate weapons instructional technique for compressing fundamentals.
5. Conduct techniques of field firing training using appropriate weapons instructional technique for rapid aimed firing techniques.
6. Conduct techniques of field firing training using appropriate weapons instructional technique for multiple target engagement.
7. Conduct techniques of field firing training using appropriate weapons instructional technique for prioritizing targets.
8. Conduct techniques of field firing training using appropriate weapons instructional technique for engagement techniques.
9. Conduct techniques of field firing training using appropriate weapons instructional technique for moving target engagement.
10. Conduct techniques of field firing training using appropriate weapons instructional technique for leads, ambush, and tracking techniques.
11. Conduct techniques of field firing training using appropriate weapons instructional technique for offset aiming.
12. Conduct techniques of field firing training using appropriate weapons instructional technique for scanning techniques.
13. Conduct techniques of field firing training using appropriate weapons instructional technique for low light target engagement.
14. Conduct techniques of field firing training using appropriate weapons instructional technique for effects of light on the eye.

15. Conduct techniques of field firing training using appropriate weapons instructional technique for engaging targets under darkness.
16. Conduct techniques of field firing training using appropriate weapons instructional technique for engage targets at unknown distances.
17. Conduct techniques of field firing training using appropriate weapons instructional technique for target detection techniques.
18. Conduct techniques of field firing training using appropriate weapons instructional technique for range estimation techniques.
19. Conduct techniques of field firing training using appropriate weapons instructional technique for covered and concealed positions.
20. Conduct techniques of field firing training using appropriate weapons instructional technique for engage targets while wearing the field protective mask.
21. Conduct techniques of field firing training using appropriate weapons instructional technique for techniques of fire with the field protective mask.
22. Conduct techniques of field firing training using appropriate weapons instructional technique for engage targets with night vision devices.
23. Conduct techniques of field firing training using appropriate weapons instructional technique for engage targets with optical devices.
24. Conduct techniques of field firing training using appropriate weapons instructional technique for engage targets with passive designators.
25. Conduct a field firing live fire exercise.

REFERENCES:

1. MCO 3570.1B Range Safety (Jun 03)
2. MCRP 3-01A Rifle Marksmanship

0932-TRNG-2051: Instruct range operations

EVALUATION-CODED: NO

SUSTAINMENT INTERVAL: 12 months

MOS PERFORMING: 0932

GRADES: SGT, SSGT, GYSGT, MSGT, MGYSGT

INITIAL TRAINING SETTING: MOJT

CONDITION: Given range SDZ, training plan, and students with appropriate gear, weapons, and optics.

STANDARD: By addressing all teaching points and procedures so all students display mastery.

PERFORMANCE STEPS:

1. Instruct range safety.
2. Instruct how to conduct an After Action Report (AAR).
3. Instruct how to evaluate training.
4. Instruct how to establish lane training.
5. Instruct how to develop field expedient targetry.

REFERENCES:

1. MCO 3570.1B Range Safety (Jun 03)
 2. MCRP 3-01A Rifle Marksmanship
-

0932-TRNG-2052: Instruct night vision devices

EVALUATION-CODED: NO **SUSTAINMENT INTERVAL:** 12 months

MOS PERFORMING: 0932

GRADES: SGT, SSGT, GYSGT, MSGT, MGYSGT

INITIAL TRAINING SETTING: MOJT

CONDITION: Given students with appropriate gear, weapons, and optics.

STANDARD: By addressing all teaching points and procedures so all students display mastery.

PERFORMANCE STEPS:

1. Instruct AN/PVS-17Bs.
2. Instruct AN/PVS-17Cs.
3. Instruct how to mount optics to weapons.
4. Instruct how to zero optics.
5. Instruct how to assume firing positions utilizing optics.
6. Instruct night live fire exercise.

REFERENCES:

1. MCO 3570.1B Range Safety (Jun 03)
 2. MCRP 3-01A Rifle Marksmanship
-

0932-TRNG-2053: Instruct thermal devices

EVALUATION-CODED: NO **SUSTAINMENT INTERVAL:** 12 months

MOS PERFORMING: 0932

GRADES: SGT, SSGT, GYSGT, MSGT, MGYSGT

INITIAL TRAINING SETTING: MOJT

CONDITION: Given students with appropriate gear, weapons and optics.

STANDARD: By addressing all teaching points and procedures so all students display mastery.

PERFORMANCE STEPS:

1. Instruct mounting of optic.
2. Instruct how to zero optic.
3. Instruct care and cleaning of optic.

3. Conduct weapons handling training using appropriate weapons instructional technique (BWI, practice period, or training test) for the four safety rules.
4. Conduct weapons handling training using appropriate weapons instructional technique (BWI, practice period, or training test) for the weapons condition codes.
5. Conduct weapons handling training using appropriate weapons instructional technique (BWI, practice period, or training test) for load, make ready, unload, and unload/show clear.
6. Conduct weapons handling training using appropriate weapons instructional technique (BWI, practice period, or training test) for fill magazines and identify ammo types.
7. Conduct weapons handling training using appropriate weapons instructional technique (BWI, practice period, or training test) for remedial action.
8. Conduct weapons handling training using appropriate weapons instructional technique (BWI, practice period, or training test) for presentations, carries/ transports, and field firing positions.
9. Conduct weapons handling training using appropriate weapons instructional technique (BWI, practice period, or training test) for reloading procedures.

REFERENCES:

1. MCO 3570.1B Range Safety (Jun 03)
2. MCRP 3-01A Rifle Marksmanship
3. OP MAN Simulators Operation Manual

0932-TRNG-2056: Instruct preventative maintenance procedures for foreign weapons

EVALUATION-CODED: NO

SUSTAINMENT INTERVAL: 12 months

GRADES: SGT, SSGT, GYSGT, MSGT, MGYSGT

INITIAL TRAINING SETTING: MOJT

CONDITION: Given students with foreign weapons and equipment, MCO 3570.1_, MCRP 03-1A, applicable technical manuals, and available weapons resource material.

STANDARD: By addressing all teaching points and procedures so all students display mastery.

PERFORMANCE STEPS:

1. Conduct all source research on specific weapon.
2. Determine proficiency level of students.
3. Conduct preventative maintenance training using appropriate weapons instructional technique for characteristics, nomenclature, and capability.
4. Conduct preventative maintenance training using appropriate weapons instructional technique for detailed disassembly.
5. Conduct preventative maintenance training using appropriate weapons instructional technique for care and cleaning.
6. Conduct preventative maintenance training using appropriate weapons instructional technique for climate effects.

7. Conduct preventative maintenance training using appropriate weapons instructional technique for assembly.
8. Conduct preventative maintenance training using appropriate weapons instructional technique for function check.

REFERENCES :

1. MCO 3570.1B Range Safety (Jun 03)
2. MCRP 3-01A Rifle Marksmanship
3. OP MAN Simulators Operation Manual

0932-TRNG-2057: Instruct grouping and zeroing for foreign weapons

EVALUATION-CODED: NO **SUSTAINMENT INTERVAL:** 12 months

GRADES: SGT, SSGT, GYSGT, MSGT, MGYSGT

INITIAL TRAINING SETTING: MOJT

CONDITION: Given students with foreign weapons (pre-fire inspected per references TI 5005-24/20D) and equipment, MCO 3570.1_, MCRP 03-1A, applicable technical manuals, and available weapons resource material.

STANDARD: By addressing all teaching points and procedures so all students display mastery.

PERFORMANCE STEPS:

1. Conduct all source research on specific weapon.
2. Determine proficiency level of students.
3. Conduct grouping and zeroing training using appropriate weapons instructional technique for fundamentals of marksmanship.
4. Conduct grouping and zeroing training using appropriate weapons instructional technique for sight manipulation.
5. Conduct grouping and zeroing training using appropriate weapons instructional technique for zeroing process.
6. Conduct grouping and zeroing training using appropriate weapons instructional technique for field expedient battle sight zeroing.
7. Conduct a grouping and zeroing live fire exercise.

REFERENCES :

1. MCO 3570.1B Range Safety (Jun 03)
2. MCRP 3-01A Rifle Marksmanship
3. OP MAN Simulators Operation Manual

0932-TRNG-2058: Instruct field firing techniques for foreign weapons

EVALUATION-CODED: NO **SUSTAINMENT INTERVAL:** 12 months

GRADES: SGT, SSGT, GYSGT, MSGT, MGYSGT

INITIAL TRAINING SETTING: MOJT

CONDITION: Given students with foreign weapons (pre-fire inspected per references TI 5005-24/20D) and equipment, MCO 3570.1_, MCRP 03-1A, applicable technical manuals, and available weapons resource material.

STANDARD: By addressing all teaching points and procedures so all students display mastery.

PERFORMANCE STEPS:

1. Conduct all source research on specific weapon.
2. Determine proficiency level of students.
3. Conduct techniques of field firing training using appropriate weapons instructional technique for limited exposure.
4. Conduct techniques of field firing training using appropriate weapons instructional technique for compressing fundamentals.
5. Conduct techniques of field firing training using appropriate weapons instructional technique for rapid aimed firing techniques.
6. Conduct techniques of field firing training using appropriate weapons instructional technique for multiple target engagement.
7. Conduct techniques of field firing training using appropriate weapons instructional technique for prioritizing targets.
8. Conduct techniques of field firing training using appropriate weapons instructional technique for engagement techniques.
9. Conduct techniques of field firing training using appropriate weapons instructional technique for moving target engagement.
10. Conduct techniques of field firing training using appropriate weapons instructional technique for leads, ambush, and tracking techniques.
11. Conduct techniques of field firing training using appropriate weapons instructional technique for offset aiming.
12. Conduct techniques of field firing training using appropriate weapons instructional technique for scanning techniques.
13. Conduct techniques of field firing training using appropriate weapons instructional technique for low light target engagement.
14. Conduct techniques of field firing training using appropriate weapons instructional technique for effect of light on the eye.
15. Conduct techniques of field firing training using appropriate weapons instructional technique for engaging targets under darkness.
16. Conduct techniques of field firing training using appropriate weapons instructional technique for effects of illumination.
17. Conduct techniques of field firing training using appropriate weapons instructional technique for engage targets at unknown distances.
18. Conduct techniques of field firing training using appropriate weapons instructional technique for target detection techniques.
19. Conduct techniques of field firing training using appropriate weapons instructional technique for range estimation techniques.
20. Conduct techniques of field firing training using appropriate weapons instructional technique for covered and concealed positions.
21. Conduct techniques of field firing training using appropriate weapons instructional technique for engage targets while wearing a field protective mask.
22. Conduct techniques of field firing training using appropriate weapons instructional technique for techniques of fire with a field protective mask.
23. Conduct techniques of field firing training using appropriate weapons instructional technique for engage targets with night vision devices.

24. Conduct techniques of field firing training using appropriate weapons instructional technique for engage targets with optical devices.
25. Conduct techniques of field firing training using appropriate weapons instructional technique for engage targets with passive designators.
26. Conduct a field firing live fire exercise.

REFERENCES :

1. MCO 3570.1B Range Safety (Jun 03)
 2. MCRP 3-01A Rifle Marksmanship
 3. OP MAN Simulators Operation Manual
-

TMOS T&R MANUAL

CHAPTER 11

MOS 0933 INDIVIDUAL EVENTS

	<u>PARAGRAPH</u>	<u>PAGE</u>
PURPOSE	11000	11-2
EVENT CODING.	11001	11-2
INDEX OF EVENTS BY LEVEL.	11002	11-3
2000-LEVEL EVENTS	11003	11-4

TMOS T&R MANUAL

CHAPTER 11

MOS 0933 INDIVIDUAL EVENTS

11000. PURPOSE. This chapter details the individual events that pertain to MOS 0933, Marksmanship Coach. Each individual event provides an event title, along with the conditions events will be performed under, and the standard to which the event must be performed to be successful.

11001. EVENT CODING. Events in the T&R Manual are depicted with an up-to-12-field alphanumeric system, i.e. 0933-FALT-2001. This chapter utilizes the following methodology:

Events in the T&R Manual are depicted with a 12 field alphanumeric system, i.e. 0933-MARK-1001. This chapter utilizes the following methodology:

a. Field one - Most events in this chapter begin with "0933" indicating that the event is for Marksmanship Coaches.

b. Field two - This field is alpha characters indicating a functional area. Functional areas for Marksmanship Coaches are:

FALT - Fault Check
RNGE - Range Operations

c. Field three - This field provides event level and numerical sequencing. Event levels for Marksmanship Coaches are:

2000 - Core plus skills (Formal School)

11002. INDEX OF EVENTS BY LEVEL

EVENT	DISCRIPTION	PAGE
	FAULT CHECK	
0933-FALT-2001	Fault check weapons handling	11-4
0933-FALT-2002	Coach fundamentals of rifle marksmanship	11-4
0933-FALT-2003	Coach fundamentals of pistol marksmanship	11-5
0933-FALT-2004	Coach rifle positions	11-6
0933-FALT-2005	Coach pistol firing positions	11-6
0933-FALT-2006	Coach use of the data book	11-7
0933-FALT-2007	Coach effects of weather as it applies to marksmanship	11-7
0933-FALT-2008	Coach the use of laser aiming devices	11-8
0933-FALT-2009	Coach the use of optics	11-8
0933-FALT-2010	Coach grouping	11-9
0933-FALT-2011	Coach rifle zeroing procedures	11-9
0933-FALT-2012	Coach immediate target engagement techniques with the service rifle or carbine	11-10
0933-FALT-2013	Coach multiple target engagement with the service rifle or carbine	11-11
0933-FALT-2014	Coach moving target engagement with the service rifle or carbine	11-11
0933-FALT-2015	Coach target engagement at night with the service rifle or carbine	11-12
0933-FALT-2016	Coach movement techniques	11-13
0933-FALT-2017	Coach supported firing positions	11-14
0933-FALT-2018	Coach target engagement with the service rifle or carbine at unknown distances	11-14
0933-FALT-2019	Conduct remedial marksmanship training	11-15
	RANGE OPERATIONS	
0933-RNGE-2031	Prepare range for live fire training	11-16
0933-RNGE-2032	Perform firing line procedures	11-17
0933-RNGE-2033	Perform pit operations and scoring procedures	11-17
0933-RNGE-2034	Perform post live fire procedures	11-18
0933-RNGE-2035	Perform range emergency procedures	11-18

11003. 2000-LEVEL EVENTS

0933-FALT-2001: Fault check weapons handling

EVALUATION-CODED: NO **SUSTAINMENT INTERVAL:** 12 months

MOS PERFORMING: 0933

GRADES: PFC, LCPL, CPL, SGT, SSGT, GYSGT

INITIAL TRAINING SETTING: FORMAL

CONDITION: Given a training area, shooters, and without the aid of references.

STANDARD: So that all weapons handling procedures are conducted in accordance with MCRP 3-01A and MCRP 3-01B.

PERFORMANCE STEPS:

1. Enforce safety rules.
2. Employ coaching techniques.
3. Fault check user serviceability inspection.
4. Fault check weapons carries.
5. Fault check transports.
6. Fault check magazine procedures.
7. Fault check load/unload procedures.
8. Fault check make ready procedures.
9. Fault check unload show clear.
10. Fault check corrective action procedures.
11. Fault check weapons transfers.

REFERENCES:

1. MCO 3574.2_ Marine Corps Combat Marksmanship Program
 2. MCRP 3-01A Rifle Marksmanship
 3. MCRP 3-01B Pistol Marksmanship
-

0933-FALT-2002: Coach fundamentals of rifle marksmanship

EVALUATION-CODED: NO **SUSTAINMENT INTERVAL:** 12 months

MOS PERFORMING: 0933

GRADES: PFC, LCPL, CPL, SGT, SSGT, GYSGT

INITIAL TRAINING SETTING: FORMAL

CONDITION: Given a shooter with weapon, a range, and a data book.

STANDARD: So that the shooter applies the fundamentals of marksmanship in accordance with MCRP 3-01A and MCRP 3-01B.

PERFORMANCE STEPS:

1. Employ coaching techniques.
2. Observe shooter's shot delivery technique.
3. Analyze shooter's trigger control.
4. Analyze shooter's stability.
5. Analyze shooter's aiming.
6. Analyze target.
7. Provide guidance; as required.

REFERENCES:

1. MCO 3574.2_ Marine Corps Combat Marksmanship Program
2. MCRP 3-01A Rifle Marksmanship

MISCELLANEOUS:

ADMINISTRATIVE INSTRUCTIONS: To be conducted with live fire and simulation.

0933-FALT-2003: Coach fundamentals of pistol marksmanship

EVALUATION-CODED: NO

SUSTAINMENT INTERVAL: 12 months

MOS PERFORMING: 0933

GRADES: PFC, LCPL, CPL, SGT, SSGT, GYSGT

INITIAL TRAINING SETTING: FORMAL

CONDITION: Given a shooter with weapon and a range.

STANDARD: So that the shooter applies the fundamentals of marksmanship in accordance with MCRP 3-01B and MCO 3574.2_.

PERFORMANCE STEPS:

1. Employ coaching techniques.
2. Observe shooter's shot delivery technique.
3. Analyze shooter's trigger control.
4. Analyze shooter's stability.
5. Analyze shooter's aiming.
6. Analyze target.
7. Provide guidance; as required.

REFERENCES:

1. MCO 3574.2_ Marine Corps Combat Marksmanship Program
2. MCRP 3-01B Pistol Marksmanship

MISCELLANEOUS:

ADMINISTRATIVE INSTRUCTIONS: To be conducted with live fire or simulation.

0933-FALT-2004: Coach rifle positions

EVALUATION-CODED: NO

SUSTAINMENT INTERVAL: 12 months

MOS PERFORMING: 0933

GRADES: PFC, LCPL, CPL, SGT, SSGT, GYSGT

INITIAL TRAINING SETTING: FORMAL

CONDITION: Given a shooter with equipments and a range.

STANDARD: So that the shooter's firing positions are in accordance with MCRP 3-01A and MCO 3574.2_.

PERFORMANCE STEPS:

1. Employ coaching techniques.
2. Analyze the 7 factors common to all shooting position.
3. Analyze the 3 elements of a firing position.
4. Analyze the application of rifle sling.
5. Fault check sitting position.
6. Fault check kneeling position.
7. Fault check standing position.
8. Fault check prone position.

REFERENCES:

1. MCO 3574.2_ Marine Corps Combat Marksmanship Program
 2. MCRP 3-01A Rifle Marksmanship
-

0933-FALT-2005: Coach pistol firing positions

EVALUATION-CODED: NO

SUSTAINMENT INTERVAL: 12 months

MOS PERFORMING: 0933

GRADES: PFC, LCPL, CPL, SGT, SSGT, GYSGT

INITIAL TRAINING SETTING: FORMAL

CONDITION: Given a shooter with equipments and a range.

STANDARD: So that the shooter's stances are in accordance with MCRP 3-01B and MCO 3574.2_.

PERFORMANCE STEPS:

1. Employ coaching techniques.
2. Fault check weaver stance.
3. Fault check isosceles stance.

REFERENCES:

1. MCO 3574.2_ Marine Corps Combat Marksmanship Program
 2. MCRP 3-01B Pistol Marksmanship
-

0933-FALT-2006: Coach use of the data book

EVALUATION-CODED: NO

SUSTAINMENT INTERVAL: 12 months

MOS PERFORMING: 0933

GRADES: PFC, LCPL, CPL, SGT, SSGT, GYSGT

INITIAL TRAINING SETTING: FORMAL

CONDITION: Given a shooter with weapon, a range, and a data book.

STANDARD: So that the shooter's datebook is filled out in accordance with MCRP 3-01A.

PERFORMANCE STEPS:

1. Employ coaching techniques.
2. Reinforce use of a data book.
3. Analyze before firing data.
4. Analyze during firing data.
5. Analyze after firing data.
6. Provide guidance; as required.
7. Check weapon; as required.

REFERENCES:

1. MCO 3574.2_ Marine Corps Combat Marksmanship Program
 2. MCRP 3-01A Rifle Marksmanship
-

0933-FALT-2007: Coach effects of weather as it applies to marksmanship

EVALUATION-CODED: NO

SUSTAINMENT INTERVAL: 12 months

MOS PERFORMING: 0933

GRADES: PFC, LCPL, CPL, SGT, SSGT, GYSGT

INITIAL TRAINING SETTING: FORMAL

CONDITION: Given a shooter with weapon, a range, and a data book.

STANDARD: So that the shooter compensates for current weather conditions in accordance with MCRP 3-01A, MCRP 3-01B, and MCO 3574.2_.

PERFORMANCE STEPS:

1. Employ coaching techniques.
2. Observe current weather conditions.
3. Determine weather impacts to the shooter.
4. Determine weather impacts to the weapon.
5. Determine weather impacts to the ammunition.
6. Ensure the shooter compensates for weather conditions; as required.

CONDITION: Given targets, range supplies, equipment, prepared shooters, and a suitable range or training area.

STANDARD: So that shooters achieve and maintain zeros with the optic in accordance with MCO 3574.2_.

PERFORMANCE STEPS:

1. Employ coaching techniques.
2. Ensure the optic is mounted correctly.
3. Coach aiming with the optic.
4. Coach zeroing of the optic.
5. Reinforce the application of fundamentals.
6. Reinforce weapons handling.
7. Provide guidance; as required.

REFERENCES:

1. MCO 3574.2_ Marine Corps Combat Marksmanship Program
 2. MCRP 3-01A Rifle Marksmanship
-

0933-FALT-2010: Coach grouping

EVALUATION-CODED: NO

SUSTAINMENT INTERVAL: 12 months

MOS PERFORMING: 0933

GRADES: PFC, LCPL, CPL, SGT, SSGT, GYSGT

INITIAL TRAINING SETTING: FORMAL

CONDITION: Given a shooter and a range.

STANDARD: Ensuring corrective action is taken if the shooter/weapon cannot hold a group size in accordance with MCRP 3-01A and MCO 3574.2_.

PERFORMANCE STEPS:

1. Confirm initial sight setting on shooter's weapon.
2. Employ coaching techniques.
3. Analyze shooter.
4. Analyze target.
5. Determine corrective action required (shooter or weapon).
6. Apply corrective action.

REFERENCES:

1. MCO 3574.2_ Marine Corps Combat Marksmanship Program
 2. MCRP 3-01A Rifle Marksmanship
-

0933-FALT-2011: Coach rifle zeroing procedures

EVALUATION-CODED: NO

SUSTAINMENT INTERVAL: 12 months

MOS PERFORMING: 0933

GRADES: PFC, LCPL, CPL, SGT, SSGT, GYSGT

INITIAL TRAINING SETTING: FORMAL

CONDITION: Given a shooter and a range.

STANDARD: Ensuring all shooters achieve zeros in accordance with MCRP 3-01A and MCO 3574.2_.

PERFORMANCE STEPS:

1. Confirm initial sight setting on shooter's weapon.
2. Employ coaching techniques.
3. Analyze targets/zero adjustments during firing.
4. Reinforce zero adjustments during firing.
5. Ensure shooters make sight adjustments properly.
6. Ensure shooters make all required data book entries correctly.
7. Refine zeros through data book analysis.
8. Ensure recorded BZO is placed in the butt-stock of service rifle.
9. Ensure sights are marked.

REFERENCES:

1. MCO 3574.2_ Marine Corps Combat Marksmanship Program
 2. MCRP 3-01A Rifle Marksmanship
-

0933-FALT-2012: Coach immediate target engagement techniques with the service rifle or carbine

EVALUATION-CODED: NO

SUSTAINMENT INTERVAL: 12 months

MOS PERFORMING: 0933

GRADES: PFC, LCPL, CPL, SGT, SSGT, GYSGT

INITIAL TRAINING SETTING: FORMAL

CONDITION: Given targets, range supplies, equipment, prepared shooters, and a suitable range or training area.

STANDARD: So that all shooters apply immediate target engagement techniques in accordance with MCRP 3-01A and MCO 3574.2_.

PERFORMANCE STEPS:

1. Employ coaching techniques.
2. Reinforce target detection techniques.
3. Reinforce weapons presentation.
4. Fault check hammer pair technique of fire.
5. Fault check controlled pair technique of fire.
6. Fault check failure to stop technique of fire.
7. Fault check reload procedures.
8. Fault check search and assess procedures.
9. Provide guidance; as required.

REFERENCES:

1. MCO 3574.2_ Marine Corps Combat Marksmanship Program
2. MCRP 3-01A Rifle Marksmanship

MISCELLANEOUS:

ADMINISTRATIVE INSTRUCTIONS: To be conducted with dry fire, live fire or simulation.

0933-FALT-2013: Coach multiple target engagement with the service rifle or carbine

EVALUATION-CODED: NO

SUSTAINMENT INTERVAL: 12 months

MOS PERFORMING: 0933

GRADES: PFC, LCPL, CPL, SGT, SSGT, GYSGT

INITIAL TRAINING SETTING: FORMAL

CONDITION: Given targets, range supplies, equipment, prepared shooters, and a suitable range or training area.

STANDARD: So all shooters perform multiple target engagement techniques in accordance with MCRP 3-01A and MCO 3574.2_.

PERFORMANCE STEPS:

1. Employ coaching techniques.
2. Reinforce weapons presentation.
3. Fault check hammer pair technique of fire.
4. Fault check controlled pair technique of fire.
5. Fault check failure to stop technique of fire.
6. Fault check box drill technique of fire.
7. Fault check reload procedures.
8. Fault check search and assess procedures.
9. Reinforce weapons handling.
10. Reinforce the application of fundamentals.
11. Provide guidance; as required.

REFERENCES:

1. MCO 3574.2_ Marine Corps Combat Marksmanship Program
2. MCRP 3-01A Rifle Marksmanship

MISCELLANEOUS:

ADMINISTRATIVE INSTRUCTIONS: To be conducted with dry fire, live fire, or simulation.

0933-FALT-2014: Coach moving target engagement with the service rifle or carbine

EVALUATION-CODED: NO

SUSTAINMENT INTERVAL: 12 months

MOS PERFORMING: 0933

GRADES: PFC, LCPL, CPL, SGT, SSGT, GYSGT

INITIAL TRAINING SETTING: FORMAL

CONDITION: Given moving targets, range supplies, equipment, prepared shooters, and a suitable range.

STANDARD: So all shooters perform moving target engagement techniques in accordance with MCRP 3-01A and MCO 3574.2_.

PERFORMANCE STEPS:

1. Employ coaching techniques.
2. Reinforce weapons presentation.
3. Fault check supported firing positions.
4. Fault check tracking engagement techniques.
5. Fault check ambush engagement techniques.
6. Fault check reload procedures.
7. Fault check search and assess procedures.
8. Reinforce weapons handling.
9. Reinforce the application of fundamentals.
10. Provide guidance; as required.

REFERENCES:

1. MCO 3574.2_ Marine Corps Combat Marksmanship Program
2. MCRP 3-01A Rifle Marksmanship

MISCELLANEOUS:

ADMINISTRATIVE INSTRUCTIONS: To be conducted with dry fire, live fire, or simulation.

0933-FALT-2015: Coach target engagement at night with the service rifle or carbine

EVALUATION-CODED: NO

SUSTAINMENT INTERVAL: 12 months

MOS PERFORMING: 0933

GRADES: PFC, LCPL, CPL, SGT, SSGT, GYSGT

INITIAL TRAINING SETTING: FORMAL

CONDITION: Given targets, range supplies, equipment, prepared shooters, and a suitable range or training area.

STANDARD: So that all shooters apply target engagement techniques at night in accordance with MCRP 3-01A and MCO 3574.2_.

PERFORMANCE STEPS:

1. Employ coaching techniques.
2. Reinforce night target detection techniques.
3. Reinforce weapons presentation.
4. Fault check engagement techniques.
5. Fault check reload procedures.
6. Fault check search and assess procedures.
7. Fault check the use of night aiming devices.
8. Fault check the use of night observation devices.
9. Reinforce weapons handling.
10. Reinforce the application of fundamentals.
11. Provide guidance; as required.

REFERENCES:

1. MCO 3574.2_ Marine Corps Combat Marksmanship Program
2. MCRP 3-01A Rifle Marksmanship

MISCELLANEOUS:

ADMINISTRATIVE INSTRUCTIONS: To be conducted with dry fire, live fire, or simulation.

0933-FALT-2016: Coach movement techniques

EVALUATION-CODED: NO

SUSTAINMENT INTERVAL: 12 months

MOS PERFORMING: 0933

GRADES: PFC, LCPL, CPL, SGT, SSGT, GYSGT

INITIAL TRAINING SETTING: FORMAL

CONDITION: Given targets, range supplies, equipment, prepared shooters, and a suitable range or training area.

STANDARD: So all shooters perform movement techniques in accordance with MCRP 3-01A and MCO 3574.2_.

PERFORMANCE STEPS:

1. Employ coaching techniques.
2. Reinforce weapons presentation.
3. Fault check engagement techniques.
4. Fault check pivot techniques.
5. Fault check lateral movement techniques.
6. Fault check forward movement techniques.
7. Fault check reload procedures on the move.
8. Fault check search and assess procedures.
9. Reinforce weapons handling.
10. Reinforce the application of fundamentals.
11. Provide guidance; as required.

REFERENCES:

1. MCO 3574.2_ Marine Corps Combat Marksmanship Program
2. MCRP 3-01A Rifle Marksmanship

MISCELLANEOUS:

ADMINISTRATIVE INSTRUCTIONS: To be conducted with dry fire, live fire, or simulation.

0933-FALT-2017: Coach supported firing positions

EVALUATION-CODED: NO

SUSTAINMENT INTERVAL: 12 months

MOS PERFORMING: 0933

GRADES: PFC, LCPL, CPL, SGT, SSGT, GYSGT

INITIAL TRAINING SETTING: FORMAL

CONDITION: Given targets, range supplies, equipment, prepared shooters, and a suitable range or training area.

STANDARD: So all shooters assume supported firing positions in accordance with MCRP 3-01A and MCO 3574.2_.

PERFORMANCE STEPS:

1. Employ coaching techniques.
2. Reinforce weapons presentation.
3. Fault check supported kneeling positions.
4. Fault check supported prone positions.
5. Fault check supported prone positions.
6. Fault check supported sitting positions.
7. Fault check search and assess procedures.
8. Reinforce the application of fundamentals.
9. Reinforce weapons handling.
10. Provide guidance; as required.

REFERENCES:

1. MCO 3574.2_ Marine Corps Combat Marksmanship Program
2. MCRP 3-01A Rifle Marksmanship

MISCELLANEOUS:

ADMINISTRATIVE INSTRUCTIONS: To be conducted with dry fire, live fire, or simulation. Requires supported firing positions i.e., roof-top, rubble pile, window, bunker, etc.

0933-FALT-2018: Coach target engagement with the service rifle or carbine at unknown distances

EVALUATION-CODED: NO

SUSTAINMENT INTERVAL: 12 months

MOS PERFORMING: 0933

GRADES: PFC, LCPL, CPL, SGT, SSGT, GYSGT

INITIAL TRAINING SETTING: FORMAL

CONDITION: Given targets at unknown distances, range supplies, equipment, prepared shooters, and a suitable range.

STANDARD: So all shooters engage targets at unknown distances in accordance with MCRP 3-01A and MCO 3574.2_.

PERFORMANCE STEPS:

1. Employ coaching techniques.
2. Reinforce weapons presentation.
3. Fault check engagement techniques.
4. Fault check point of aim/holds.
5. Fault check range estimation.
6. Fault check target prioritization.
7. Fault check reload procedures.
8. Fault check search and assess procedures.
9. Reinforce weapons handling.
10. Reinforce the application of fundamentals.
11. Provide guidance; as required.

REFERENCES:

1. MCO 3574.2_ Marine Corps Combat Marksmanship Program
2. MCRP 3-01A Rifle Marksmanship

MISCELLANEOUS:

ADMINISTRATIVE INSTRUCTIONS: To be conducted with dry fire, live fire, or simulation. Requires supported firing positions ie., roof-top, rubble pile, window, bunker, etc.

0933-FALT-2019: Conduct remedial marksmanship training

EVALUATION-CODED: NO

SUSTAINMENT INTERVAL: 12 months

MOS PERFORMING: 0933

GRADES: PFC, LCPL, CPL, SGT, SSGT, GYSGT

INITIAL TRAINING SETTING: FORMAL

CONDITION: Given shooters requiring remediation, remedial training equipment or devices, and a suitable range or training area.

STANDARD: So that all shooters achieve a proficiency level per MCO 3574.2_.

PERFORMANCE STEPS:

1. Employ coaching techniques.
2. Determine shooter's deficiency.

3. Prioritize deficiencies.
4. Analyze data book. (Admin 1)
5. Coach shooter on deficiencies.
6. Use available marksmanship training devices.
7. Reinforce the application of fundamentals.
8. Reinforce weapons handling.
9. Provide guidance; as required.

REFERENCES:

1. MCO 3574.2_ Marine Corps Combat Marksmanship Program
2. MCRP 3-01A Rifle Marksmanship
3. MCRP 3-01B Pistol Marksmanship

MISCELLANEOUS:

ADMINISTRATIVE INSTRUCTIONS: For rifle tables 1 and 2 only.

0933-RNGE-2031: Prepare range for live fire training

EVALUATION-CODED: NO

SUSTAINMENT INTERVAL: 12 months

MOS PERFORMING: 0933

GRADES: PFC, LCPL, CPL, SGT, SSGT, GYSGT

INITIAL TRAINING SETTING: FORMAL

CONDITION: Given assignment to a range, assigned shooters, and directions from range supervisory personnel, range supplies, and equipment.

STANDARD: So that all performance steps are complete prior to the commencement of the range detail in accordance with MCO 3570.1B and MCO 3574.2_.

PERFORMANCE STEPS:

1. Position range safety markers.
2. Prepare firing points for training.
3. Ensure down range area is clear.
4. Ensure communication equipment is operable.
5. Ensure shooters are on assigned firing points.
6. Issue score cards when applicable.
7. Ensure all shooters have serviceable targets.
8. Ensure user serviceability inspection is complete.
9. Prepare ammunition for distribution.
10. Issue ammunition.

REFERENCES:

1. Local SOP Local Standard Operating Procedures
 2. MCO 3570.1B Range Safety (Jun 03)
 3. MCO 3574.2_ Marine Corps Combat Marksmanship Program
-

0933-RNGE-2032: Perform firing line procedures

EVALUATION-CODED: NO

SUSTAINMENT INTERVAL: 12 months

MOS PERFORMING: 0933

GRADES: PFC, LCPL, CPL, SGT, SSGT, GYSGT

INITIAL TRAINING SETTING: FORMAL

CONDITION: Given a range, assigned shooters, ammunition, directions from range supervisory personnel, range supplies, and equipment.

STANDARD: To ensure that firing line operations and procedures are conducted properly in accordance with MCO 3574.2_and MCO 3570.1B.

PERFORMANCE STEPS:

1. Employ coaching techniques.
2. Enforce range safety.
3. Ensure adherence to prescribed course of fire.
4. Assist in alibi procedures.
5. Enforce range regulations.
6. Communicate with the tower using hand and arm signals.
7. Verify and recover score cards where applicable.
8. Observe for proper pit service.
9. Assist in movement of shooters.
10. Reinforce the application of fundamentals.
11. Reinforce weapons handling.
12. Provide guidance; as required.

REFERENCES:

1. MCO 3570.1B Range Safety (Jun 03)
 2. MCO 3574.2_ Marine Corps Combat Marksmanship Program
 3. MCRP 3-01A Rifle Marksmanship
 4. MCRP 3-01B Pistol Marksmanship
-

0933-RNGE-2033: Perform pit operations and scoring procedures

EVALUATION-CODED: NO

SUSTAINMENT INTERVAL: 12 months

MOS PERFORMING: 0933

GRADES: PFC, LCPL, CPL, SGT, SSGT, GYSGT

INITIAL TRAINING SETTING: FORMAL

CONDITION: Given a range, assigned shooters, and directions from range supervisory personnel, range supplies, and equipment.

STANDARD: To ensure that pit operations and procedures are conducted properly in accordance with MCRP 3-01B, MCO 3574.2_, and Local SOP.

PERFORMANCE STEPS:

1. Enforce pit safety.
2. Issue score cards when applicable.
3. Ensure adherence to prescribed course of fire.
4. Assist in determining alibis.
5. Enforce pit operations.
6. Communicate with the tower using hand and arm signals.
7. Verify and recover score cards where applicable.
8. Maintain pit supplies.

REFERENCES:

1. MCO 3570.1B Range Safety (Jun 03)
 2. MCO 3574.2_ Marine Corps Combat Marksmanship Program
-

0933-RNGE-2034: Perform post live fire procedures

EVALUATION-CODED: NO

SUSTAINMENT INTERVAL: 12 months

MOS PERFORMING: 0933

GRADES: PFC, LCPL, CPL, SGT, SSGT, GYSGT

INITIAL TRAINING SETTING: FORMAL

CONDITION: Given assignment to a range, assigned shooters, and directions from range supervisory personnel, range supplies, and equipment.

STANDARD: To ensure that all performance steps are accomplished in accordance with MCO 3570.1B and Local SOP.

PERFORMANCE STEPS:

1. Collect/turn in unused ammunition.
2. Supervise range police.
3. Conduct a line out.
4. Secure range.
5. Conduct coach and shooter review.

REFERENCES:

1. MCO 3570.1B Range Safety (Jun 03)
 2. MCO 3574.2_ Marine Corps Combat Marksmanship Program
 3. MCO 8025.1 Malfunction and Deficiency Reporting
 4. MCRP 3-01A Rifle Marksmanship
 5. MCRP 3-01B Pistol Marksmanship
-

0933-RNGE-2035: Perform range emergency procedures

EVALUATION-CODED: NO

SUSTAINMENT INTERVAL: 12 months

MOS PERFORMING: 0933

GRADES: PFC, LCPL, CPL, SGT, SSGT, GYSGT

INITIAL TRAINING SETTING: FORMAL

CONDITION: Given an emergency range situation (injured personnel, damaged weapon, check fire instances, etc.).

STANDARD: in accordance with MCO 3570.1B and Local SOP.

PERFORMANCE STEPS:

1. Cease fire.
2. Determine nature of emergency.
3. Initiate emergency response procedures.
4. Complete Local SOP steps.

REFERENCES:

1. Local SOP Local Standard Operating Procedures
 2. MCO 3570.1 Policies and Procedures for Firing Ammunition for Training, Target Practice and Combat
-

TMOS T&R MANUAL

APPENDIX A

ACRONYMS AND ABBREVIATIONS

AA&E	Arms, Ammunition, and Explosives
AED	Automated External Defibrillator
ART	Annual Rifle Training
BASES	Balance, Agility, Speed, Explosive Strength
BWI	Basic Weapons Instruction
BWT	Basic Warrior Training
CCRB	Course Content Review Board
CGI	Commanding General Inspection
CIAP	Competition in Arms Program
CMC	Combat Marksmanship Coach
CMT	Combat Marksmanship Trainer
COD	Close Order Drill
CPR	Cardio Pulmonary Resuscitation
ELP	Entry Level Pistol
ELR	Entry Level Rifle
FONS	Fleet Operational Needs Statement
HAZMAT	Hazardous Material
HRP	High Risk Personnel
IFAK	Individual First Aid Kit
IRS	Informal Resolution System
ISMT	Individual Small-arms Marksmanship Trainer
LOI	Letter of Instruction
MAI	Martial Arts Instructor
MAIT	Martial Arts Instructor Trainer
MAK	Martial Arts Kit
MCCLL	Marine Corps Center for Lessons Learned
MCCMP	Marine Corps Combat Marksmanship Program
MCCS	Marine Corps Common Skills
MCERG	Marine Corps Equipment Review Group
MCMAP	Marine Corps Martial Arts Program
MCMP	Marine Corps Mentoring Program
MCTIMS	Marine Corps Training and Information Management System
MCWSSP	Marine Corps Water Safety/Survival Program
MCWSTP	Marine Corps Water Survival Training Program
MLF	Master Lesson File
MOJT	Managed On-the-job Training
MPMG	Multipurpose Machine Gun Range
NCO	Non-commissioned Officer
OCS	Officer Candidate School
OODA	Observe, Orient, Decide, Act
PFT	Physical Fitness Test
PMP	Pistol Marksmanship Program
POI	Program of Instruction
POM	Program Objectives Memorandum
PSO	Point Safety Officer
PT	Physical Training
RCO	Rifle Combat Optic

SAT Systems Approach to Training
SAW Squad Automatic Weapon
SAWIC Small Arms Weapons Instructor Course
SDZ Surface Danger Zone
SLR Sustainment Level Rifle
SNCO Staff Non-commissioned Officer
SOP Standard Operating Procedures
TCCC Tactical Combat Casualty Care
VBL Values Based Leadership
VBT Values Based Training
VHF Very High Frequency

TMOS T&R MANUAL

APPENDIX B

TERMS AND DEFINITIONS

Terms in this glossary are subject to change as applicable orders and directives are revised. Terms established by Marine Corps orders or directives take precedence after definitions found in Joint Pub 1-02, *DOD Dictionary of Military and Associated Terms*.

A

After Action Review. A professional discussion of training events conducted after all training to promote learning among training participants. The formality and scope increase with the command level and size of the training evolution. For longer exercises, they should be planned for at predetermined times during an exercise. The results of the AAR shall be recorded on an after action report and forwarded to higher headquarters. The commander and higher headquarters use the results of an AAR to reallocate resources, reprioritize their training plan, and plan for future training.

Assessment. An assessment is an informal judgment of the unit's proficiency and resources made by a commander or trainer to gain insight into the unit's overall condition. It serves as the basis for the midrange plan. Commanders make frequent use of these determinations during the course of the combat readiness cycle in order to adjust, prioritize or modify training events and plans.

C

Chaining. Chaining is a process that enables unit leaders to effectively identify subordinate collective events and individual events that support a specific collective event. For example, collective training events at the 4000-level are directly supported by collective events at the 3000-level. Utilizing the building block approach to progressive training, these collective events are further supported by individual training events at the 1000 and 2000-levels. When a higher-level event by its nature requires the completion of lower level events, they are "chained"; Sustainment credit is given for all lower level events chained to a higher event.

Collective Event. A collective event is a clearly defined, discrete, and measurable activity, action, or event (i.e., task) that requires organized team or unit performance and leads to accomplishment of a mission or function. A collective task is derived from unit missions or higher-level collective tasks. Task accomplishment requires performance of procedures composed of supporting collective or individual tasks. A collective task describes the exact performance a group must perform in the field under actual operational conditions. The term "collective" does not necessarily infer that a unit accomplishes the event. A unit, such as a squad or platoon conducting an attack; may accomplish a collective event or, it may be accomplished by an individual to accomplish a unit mission, such as a battalion supply officer completing a reconciliation of the battalion's CMR.

Thus, many collective events will have titles that are the same as individual events; however, the standard and condition will be different because the scope of the collective event is broader.

Collective Training Standards (CTS). Criteria that specify mission and functional area unit proficiency standards for combat, combat support, and combat service support units. They include tasks, conditions, standards, evaluator instruction, and key indicators. CTS are found within collective training events in T&R Manuals.

Combat Readiness Cycle. The combat readiness cycle depicts the relationships within the building block approach to training. The combat readiness cycle progresses from T&R Manual individual core skills training, to the accomplishment of collective training events, and finally, to a unit's participation in a contingency or actual combat. The combat readiness cycle demonstrates the relationship of core capabilities to unit combat readiness. Individual core skills training and the training of collective events lead to proficiency and the ability to accomplish the unit's stated mission.

Combat Readiness Percentage (CRP). The CRP is a quantitative numerical value used in calculating collective training readiness based on the E-Coded events that support the unit METL. CRP is a concise measure of unit training accomplishments. This numerical value is only a snapshot of training readiness at a specific time. As training is conducted, unit CRP will continuously change.

Component Events. Component events are the major tasks involved in accomplishing a collective event. Listing these tasks guide Marines toward the accomplishment of the event and help evaluators determine if the task has been done to standard. These events may be lower-level collective or individual events that must be accomplished.

Condition. The condition describes the training situation or environment under which the training event or task will take place. Expands on the information in the title by identifying when, where and why the event or task will occur and what materials, personnel, equipment, environmental provisions, and safety constraints must be present to perform the event or task in a real-world environment. Commanders can modify the conditions of the event to best prepare their Marines to accomplish the assigned mission (e.g. in a desert environment; in a mountain environment; etc.).

Core Competency. Core competency is the comprehensive measure of a unit's ability to accomplish its assigned MET. It serves as the foundation of the T&R Program. Core competencies are those unit core capabilities and individual core skills that support the commander's METL and T/O mission statement. Individual competency is exhibited through demonstration of proficiency in specified core tasks and core plus tasks. Unit proficiency is measured through collective tasks.

Core Capabilities. Core capabilities are the essential functions a unit must be capable of performing during extended contingency/combat operations. Core unit capabilities are based upon mission essential tasks derived from operational plans; doctrine and established tactics; techniques and procedures.

Core Plus Capabilities. Core plus capabilities are advanced capabilities that are environment, mission, or theater specific. Core plus capabilities may entail high-risk, high-cost training for missions that are less likely to be assigned in combat.

Core Plus Skills. Core plus skills are those advanced skills that are environment, mission, rank, or billet specific. 2000-level training is designed to make Marines proficient in core skills in a specific billet or at a specified rank at the Combat Ready level. 3000-8000-level training produces combat leaders and fully qualified section members at the Combat Qualified level. Marines trained at the Combat Qualified level are those the commanding officer feels are capable of accomplishing unit-level missions and of directing the actions of subordinates. Many core plus tasks are learned via MOJT, while others form the base for curriculum in career level MOS courses taught by the formal school.

Core Skills. Core skills are those essential basic skills that "make" a Marine and qualify that Marine for an MOS. They are the 1000-level skills introduced in entry-level training at formal schools.

D

Defense Readiness Reporting System (DRRS). A comprehensive readiness reporting system that evaluates readiness on the basis of the actual missions and capabilities assigned to the forces. It is a capabilities-based, adaptive, near real-time reporting system for the entire Department of Defense.

Deferred Event. A T&R event that a commanding officer may postpone when in his or her judgment, a lack of logistic support, ammo, ranges, or other training assets requires a temporary exemption. CRP cannot be accrued for deferred "E-Coded" events.

Delinquent Event. An event becomes delinquent when a Marine or unit exceeds the sustainment interval for that particular event. The individual or unit must update the delinquent event by first performing all prerequisite events. When the unit commander deems that performing all prerequisite is unattainable, then the delinquent event will be re-demonstrated under the supervision of the appropriate evaluation authority.

E

E-coded Event. An "E-Coded" event is a collective T&R event that is a noted indicator of capability or, a noted Collective skill that contributes to the unit's ability to perform the supported MET. As such, only "E-Coded" events are assigned a CRP value and used to calculate a unit's CRP.

Entry-level training. Pipeline training that equips students for service with the Marine Operating Forces.

Evaluation. Evaluation is a continuous process that occurs at all echelons, during every phase of training and can be both formal and informal. Evaluations ensure that Marines and units are capable of conducting their combat mission. Evaluation results are used to reallocate resources, reprioritize the training plan, and plan for future training.

Event (Training). (1) An event is a significant training occurrence that is identified, expanded and used as a building block and potential milestone for a unit's training. An event may include formal evaluations. (2) An event within the T&R Program can be an individual training evolution, a collective training evolution or both. Through T&R events, the unit commander ensures that individual Marines and the unit progress from a combat capable status to a Fully Combat Qualified (FCQ) status.

Event Component. Event components are the major procedures (i.e., actions) that must occur to perform a Collective Event to standard.

Exercise Commander (EC). The Commanding General, Marine Expeditionary Force or his appointee will fill this role, unless authority is delegated to the respective commander of the Division, Wing, or FSSG. Responsibilities and functions of the EC include: (1) designate unit(s) to be evaluated, (2) may designate an exercise director, (3) prescribe exercise objectives and T&R events to be evaluated, (4) coordinate with commands or agencies external to the Marine Corps and adjacent Marine Corps commands, when required.

Exercise Director (ED). Designated by the EC to prepare, conduct, and report all evaluation results. Responsibilities and functions of the ED include: (1) Publish a letter of instruction (LOI) that: delineates the T&R events to be evaluated, establishes timeframe of the exercise, lists responsibilities of various elements participating in the exercise, establishes safety requirements/guidelines, and lists coordinating instructions. (2) Designate the TEC and TECG to operate as the central control agency for the exercise. (3) Assign evaluators, to include the senior evaluator, and ensure that those evaluators are properly trained. (4) Develop the general exercise scenario taking into account any objectives/ events prescribed by the EC. (5) Arrange for all resources to include: training areas, airspace, aggressor forces, and other required support.

I

Individual Readiness. The individual training readiness of each Marine is measured by the number of individual events required and completed for the rank or billet currently held.

Individual Training. Training that applies to individual Marines. Examples include rifle qualifications and HMMWV driver licensing.

Individual Training Standards (ITS). Individual Training Standards specify training tasks and standards for each MOS or specialty within the Marine Corps. In most cases, once an MOS or community develops a T&R, the ITS order will be cancelled. However, most communities will probably fold a large portion of their ITS into their new T&R Manual.

M

Marine Corps Ground Training and Readiness (T&R) Program. The T&R Program is the Marine Corps' primary tool for planning and conducting training, for planning and conducting training evaluation, and for assessing training readiness. The program will provide the commander with standardized programs of instruction for units within the ground combat, combat support, and combat service support communities. It consolidates the ITS, CTS, METL and other

individual and unit training management tools. T&R is a program of standards that systematizes commonly accepted skills, is open to innovative change, and above all, tailors the training effort to the unit's mission. Further, T&R serves as a training guide and provides commanders an immediate assessment of unit combat readiness by assigning a CRP to key training events. In short, the T&R Program is a building block approach to training that maximizes flexibility and produces the best-trained Marines possible.

Mission Essential Task(s) MET(s). A MET is a collective task in which an organization must be proficient in order to accomplish an appropriate portion of its wartime mission(s). MET listings are the foundation for the T&R manual; all events in the T&R manual support a MET.

Mission Essential Task List (METL). Descriptive training document that provides units a clear, war fighting focused description of collective actions necessary to achieve wartime mission proficiency. The service-level METL, that which is used as the foundation of the T&R manual, is developed using Marine Corps doctrine, Operational Plans, T/Os, UJTTL, UNTL, and MCTL. For community based T&R Manuals, an occupational field METL is developed to focus the community's collective training standards. Commanders develop their unit METL from the service-level METL, operational plans, contingency plans, and SOPs.

O

Operational Readiness (DOD, NATO). OR is the capability of a unit/formation, ship, weapon system, or equipment to perform the missions or functions for which it is organized or designed. May be used in a general sense or to express a level or degree of readiness.

P

Performance step. Performance steps are included in the components of an Individual T&R Event. They are the major procedures (i.e., actions) a unit Marine must accomplish to perform an individual event to standard. They describe the procedure the task performer must take to perform the task under operational conditions and provide sufficient information for a task performer to perform the procedure (May necessitate identification of supporting steps, procedures, or actions in outline form.). Performance steps follow a logical progression and should be followed sequentially, unless otherwise stated. Normally, performance steps are listed only for 1000-level individual events (those that are taught in the entry-level MOS school).

Prerequisite Event. Prerequisites are the academic training and/or T&R events that must be completed prior to attempting the event.

R

Readiness (DOD). Readiness is the ability of US military forces to fight and meet the demands of the national military strategy. Readiness is the synthesis of two distinct but interrelated levels: (a) Unit readiness--The ability to provide capabilities required by combatant commanders to execute assigned missions. This is derived from the ability of each unit to deliver the outputs for which it was designed. (b) Joint readiness--The combatant

commander's ability to integrate and synchronize ready combat and support forces to execute assigned missions.

S

Section Skill Tasks. Section Skills are those competencies directly related to unit functioning. They are group rather than individual in nature, and require participation by a section (S-1, S-2, S-3, etc).

Simulation Training. Simulators provide the additional capability to develop and hone core and core plus skills. Accordingly, the development of simulator training events for appropriate T&R syllabi can help maintain valuable combat resources while reducing training time and cost. Therefore, in cases where simulator fidelity and capabilities are such that simulator training closely matches that of actual training events, T&R Manual developers may include the option of using simulators to accomplish the training. CRP credit will be earned for E-coded simulator events based on assessment of relative training event performance.

Standard. A standard is a statement that establishes criteria for how well a task or learning objective must be performed. The standard specifies how well, completely, or accurately a process must be performed or product produced. For higher-level collective events, it describes why the event is being done and the desired end-state of the event. Standards become more specific for lower-level events and outline the accuracy, time limits, sequencing, quality, product, process, restrictions, etc., that indicate the minimum acceptable level of performance required of the event. At a minimum, both collective and individual training standards consist of a task, the condition under which the task is to be performed, and the evaluation criteria that will be used to verify that the task has been performed to a satisfactory level.

Sustainment Training. Periodic retraining or demonstration of an event required maintaining the minimum acceptable level of proficiency or capability required to accomplish a training objective. Sustainment training goes beyond the entry-level and is designed to maintain or further develop proficiency in a given set of skills.

Systems Approach to Training (SAT). An orderly process for analyzing, designing, developing, implementing, and evaluating a unit's training program to ensure the unit, and the Marines of that unit acquire the knowledge and skills essential for the successful conduct of the unit's wartime missions.

T

Training Task. This describes a direct training activity that pertains to an individual Marine. A task is composed of 3 major components: a description of what is to be done, a condition, and a standard.

Technical Exercise Controller (TEC). The TEC is appointed by the ED, and usually comes from his staff or a subordinate command. The TEC is the senior evaluator within the TECG and should be of equal or higher grade than the commander(s) of the unit(s) being evaluated. The TEC is responsible for ensuring that the evaluation is conducted following the instructions

contained in this order and MCO 1553.3B. Specific T&R Manuals are used as the source for evaluation criteria.

Tactical Exercise Control Group (TECG). A TECG is formed to provide subject matter experts in the functional areas being evaluated. The benefit of establishing a permanent TECG is to have resident, dedicated evaluation authority experience, and knowledgeable in evaluation technique. The responsibilities and functions of the TECG include: (1) developing a detailed exercise scenario to include the objectives and events prescribed by the EC/ED in the exercise LOI; (2) conducting detailed evaluator training prior to the exercise; (3) coordinating and controlling role players and aggressors; (4) compiling the evaluation data submitted by the evaluators and submitting required results to the ED; (5) preparing and conducting a detailed exercise debrief for the evaluated unit(s).

Training Plan. The training plan is a training document that outlines the general plan for the conduct of individual and collective training in an organization for specified periods of time.

U

Unit CRP. Unit CRP is a percentage of the E-coded collective events that support the unit METL accomplished by the unit. Unit CRP is the average of all MET CRP.

Unit Evaluation. All units in the Marine Corps must be evaluated, either formally or informally, to ensure they are capable of conducting their combat mission. Informal evaluations should take place during all training events. The timing of formal evaluations is critical and should, when appropriate, be directly related to the units' operational deployment cycle. Formal evaluations should take place after the unit has been staffed with the majority of its personnel, has had sufficient time to train to individual and collective standards, and early enough in the training cycle so there is sufficient time to correctly identified weaknesses prior to deployment. All combat units, and units task organized for combat require formal evaluations prior to operational deployments.

Unit Training Management (UTM). Unit training management is the use of the SAT and Marine Corps training principles in a manner that maximizes training results and focuses the training priorities of the unit on its wartime mission. UTM governs the major peacetime training activity of the Marine Corps and applies to all echelons of the Total Force.

W

Waived Event. An event that is waived by a commanding officer when in his or her judgment, previous experience or related performance satisfies the requirement of a particular event.

TMOS T&R MANUAL

APPENDIX C

REFERENCES

Department of the Army Pamphlet (DA PAM)

DA PAM 385-63 Department of the Army Range Safety

Depot Order (DEPO)

DEPO 1510.28_ DI School SOP

DEPO 1510.30 MCRDSD SOP for Recruit Training

DEPO 1513.6 MCRDPI Recruit Training Order

DEPO P1513.8 Parris Island Depot Crucible Operations Order

Field Manual (FM)

FM 21-26 Map Reading and Land Navigation

FM 21-90 Mortar Gunnery

FM 23-90 Mortars

FM 3-22.31 40-mm Grenade Launchers M203 and M79

FM 3-23.25 Light Anti-Armor Weapons

FM 3-23.30 Grenades and Pyrotechnic Signals

Marine Corps Interim Publication (MCIPs)

MCIP 3-11.01 Combat Hunter Operations

Marine Corps Order (MCO)

MCO P1020.34 Marine Corps Uniform Regulations

MCO 1326.6 Special Duty Assignment Manual

MCO 1500.52 Marine Corps Water Survival Training Program

MCO 1500.58 Marine Corps Mentoring Program (MCMP)

MCO 1500.59 Marine Corps Martial Arts Program

MCO 1553.1 The Marine Corps Training and Education System

MCO 1553.2 Management of Marine Corps Formal Schools and Training Detachments

MCO 3500.27 Operational Risk Management

MCO 3550.9 Range Certification

MCO 3570.1 Range Safety

MCO 3574.2 Marine Corps Combat Marksmanship Program

MCO 3591.2 Small Arms Marksmanship Competition

MCO 3600 Marine Corps Ground Range and Training Area Management

MCO P5060.20 Marine Corps Drill and Ceremonies Manual

MCO 5215.1 Marine Corps Directives Management Program

MCO 5500.6 Arming of Law Enforcement and Security Personnel and the Use of Force

MCO 6100.13 Marine Corps Physical Fitness Program

MCO 6110.3 Body Composition and Military Appearance Program

MCO P8011.4 USMC T/A Class V (W) Material (Peacetime)

MCO P8011.4 Marine Corps Policy and Procedures for Class V (W) Material (Peacetime)

MCO 8023.3 Qualification and Certification Program for Class V Munitions and Explosive Devices

MCO 8025.1 Malfunction and Deficiency Reporting

MCO 8373.2 Auth Alw Maint & Acct Rifle/Pistol

Marine Corps Reference Publication (MCRP)

MCRP 2-15.3B Reconnaissance Reports Guide
MCRP 3-0A Unit Training Management Guide
MCRP 3-0B How to Conduct Training
MCRP 3-01A Rifle Marksmanship
MCRP 3-01B Pistol Marksmanship
MCRP 3-02A Marine Physical Readiness Training for Combat
MCRP 3-02B Marine Corps Martial Arts
MCRP 3-02C Marine Corps Water Survival
MCRP 3-02G First Aid
MCWP 6-11 Leading Marines
MCRP 6-11B Marine Corps Values: A User's Guide for Discussion Leaders
MCRP 6-11C Combat Stress

Marine Corps Warfighting Publication (MCWPs)

MCWP 3-11.2 Marine Rifle Squad
MCWP 3-11.3 Scouting and Patrolling
MCWP 3-15.1 Machineguns and Machinegun Gunnery
MCWP 3-35.3 Military Operations on Urbanized Terrain (MOUT)
MCWP 6-11 Leading Marines

Navy Marine Corps (NAVMC)

NAVMC 11209 Instructor's Course Record
NAVMC 11631 Water Survival Stroke Evaluation Checklist
NAVMC 2795 United States Marine Corps User Guide to Counseling
NAVMC 3500.18 Marine Corps Common Skills (Vol.1) T&R Manual
NAVMC 8011.1 Class V (4) Materiel Allowances for Training and Security

Office of the Chief of Naval Operations Instruction (OPNAVINST)

OPNAVINST 5530.13 DON Physical Security Instruction for Conventional Arms, Ammunition, and Explosives
OPNAVINST 5530.13C Department of the Navy Physical Security Instruction for Conventional Arms, Ammunition, and Explosives (AA&E)

Technical Manual

TM-10120-15/1B Uniform Fitting and Alteration
TM 11-5820-890-10-1 Radio Set, AN/PRC-119
TM 10470B-OI/I Operator's and Field Maintenance Manual for the Advanced Target Pointer Illuminator Aiming Light (AN/PEQ-15)
TM 10471A-12&P/1 Laser Boresight System
TM 9-1010-221-10 Operator's Manual Grenade Launcher 40-MM, M203
TM 08670A-10/1A Operator's Manual, Machinegun, 7.62mm, M240
TM 08671A-10/1A Operator's Manual, Machinegun, 5.56mm, M249
TM 09500A-10/1A Operator Manual AN/PVS-7B&7D
TM 10091B/10092B-10/1 AN/PAS-13B (V) 2 & 3 THERMAL SIGHT
TM 10271A-10/1 Operation Manual for the AN/PVS 14
TM 10470A-12&P/1A Operator's and Unit Maintenance Manual, Target Pointer Illuminator/Aiming Light, AN/PEQ-2A
TM 10796-12&P Operators Manual for AN/PVS-17/17B/17C Miniature Night Sight
TM 11-5855-213-10 Operator's Manual for Night Vision Sight Individual Served Weapon AN/PVS-4
TM 11-5855-214-10 Operator's Manual for Night Vision Sight, Crew-Served Weapon, AN/TVS-5
TM 11-5855-238-10 Operator's Manual for Night Vision Goggles Ground Use:

AN/PVS-5 and AN/PVS-5A
TM 11-5855-262-10-2 Operator's Manual for Night Vision Goggles, AN/PVS-7B
TM 11-5855-301-12&P Operator's and Unit Maintenance Manual, Light, Aiming,
Infrared, AN/PAQ-4B (IAL)
TM 11-5855-303-12&P AN/PVS-10 Night Vision Scope
TM 11-5860-201-10 Laser Infrared Observation Set AN/GVS-5

Miscellaneous

American Heart Association Manual
American Red Cross Manual
Approved Martial Arts Instructor Course POI
ASLS Coaches Handbook: ARTD Staff Leadership School
ATC-TI-1100-039-80 Light Machine Gun, 7.62mm x 39, RPK (Soviet)
ATC-TI-1160-015-80 Launcher, 40mm, RPG-7, Light Antitank Grenade (Soviet)
CFR49 Environmental Protection Act
Combat Conditioning Manual for Recruit Training MCRD Parris Island, SC
Version 6.0 Ch 02 (090806)
DST-1110H-394-76 Small Arms Identification and Operation Guide-Eurasian
Communist Countries (U)
DST-1110H-163-76 Small Arms Identification and Operations Guide-Free World
Explosive Ordnance Disposal Guidelines
FAL user's manual
FSIC Instructional Management School, Formal School Instructor Curriculum
Guidebook for Marines
G3 ARMORER'S MANUAL HK International training division
G3 OPERATORS MANUAL HK Edition 1 c/TD 2123 LI 883
ISMN 0-323-03986-3 Pre-Hospital Trauma Life Support, Military Version,
Current Edition
ISBN 0-7879-7623-7 Active Training: Silberman
ISBN 0-618-11649-4 McKeachie's Teaching Tips: McKeachie
ISBN 0-7879-5225-7 Planning Programs for Adult Learners: Caffarella
ISBN 0-675-20632-4 Effective Strategies for Teaching Adults: Seaman & Fellenz
ISBN 0-7879-5568-X Mastering the Techniques of Teaching: Lowman
ISBN 0815105959 Swimming and Diving
ISBN 15484800755 Lifeguard Training, American Red Cross
ISBN 0815105967 Water Safety Instructor's Manual, American Red Cross
Marine Corps Manual
MCRDPI RTO MCRDPI Recruit Training Order
MCTIMS Student Management version 2 User Manual
OCSO P1530.3 OCS Standard Operating Procedures
Operator's' Manual PK-Series General Purpose Machinegun
Operator's Manual Volume 1 AK-47/AKM Assault Rifle
SD DEPO Crucible Handbook
Service Manual 7.62-mm Degtyarev Light Machine Gun (RPD)
System Approach to Training Manual
TECH DESC & SERV MAN 7.62-mm SVD Dragunov Sniper Rifle
The FAL Rifle Classic Edition
UNCW The Case Study Method: Dr. David Weber
US ARMY TRADOC BULL Soviet RPG-7 Antitank Grenade Launcher
Users Guide for Soviet 82mm Mortars
1500.3M School Order
P1510.1 School Order